

RIGID HITCH

Trailer, Truck, RV Parts & Accessories Catalog



2022

B&W Companion Hitch - Page 127
B&W Tow & Stow - Page 96

RIGID HITCH

2021 was a big year for us. Not only did we deal with the ongoing pandemic and record demand for our product, we made significant investments in our processes. In our manufacturing shop, we got upgraded replacements for our Haas machining center and our Marvel automated saw. This has allowed us to increase our output and quality while reducing downtime. The warehouse crew loves the new changes. New powered carts & pallet jacks, powered shipping lines, and lift tables have all allowed us to ship more efficiently and safely. We have put all these changes in place so that we can serve you better.

The changes didn't stop there. We also redesigned our logo and the website in 2021. The website now includes downloadable dealer price lists, an improved part finder, better search functionality, an updated product page, and more. The updated website rolled out in April 2022. As with any new technology, we hit a few snags but have actively worked with our developers to get issues resolved quickly. We are sorry about any hiccups you may have encountered during the transition!

The economic issues of 2022 have impacted us in many ways. The catalog release is coming a bit later than expected due to paper and labor shortages. On the bright side, this has allowed us to include more 2022 vehicle applications and carryover information. We are actively working on improving the catalog each year. A few things to note this year are the use of the flag icon by part numbers made in the USA, a long-overdue brake control wiring application table update, updated hitch application tables, and subcategories within the lighting section. We are already working on our ideas for 2023, if you have something you would like improved in the catalog, please email marketing@rigidhitch.com.

We are thankful to have great customers that have stuck with us through the challenges that Covid and the supply chain issues have dealt us over the past 2 years. We are crossing our fingers that 2022 and 2023 will get us all back to "normal".

As a family-owned, ISO 9001:2015 certified company, we are here for you and constantly working to improve your shopping experience. As always if there is something you are looking for and not finding, please contact us we would love to help you find a solution.

Thank you for your loyalty!

Your Rigid Hitch Family



United States Based Customer Service

Table of Contents

— A —

Actuators.....	237-239
Agricultural Lights.....	182
Air Lift.....	278-280
Axles & Axle Parts.....	224-236
ATV Mounts.....	263

— B —

B & W Gooseneck.....	125-128
Backup Alarm.....	180
Backup Camera.....	289
Baseplates - Tow Bar.....	193-198
Ball Covers.....	104
Ball Mounts.....	90-103
Bargman Plugs.....	145
Battery Box.....	154
Bearings.....	230-234
Bearing Buddies.....	234
Bike Racks.....	187-190
Boat Trailer Parts.....	244
Brake Controllers & Wiring.....	156-160
Brake Magnets & Parts.....	235-236
Breakaway Systems.....	161-162
Bumper Hitches.....	62
Bungees.....	250
Butt Connectors.....	154

— C —

Cable Ties.....	149
Cab Protectors.....	283
Cargo Bags.....	192
Cargo Carriers.....	191-192
Chain & Hooks.....	255-257
Circuit Breakers.....	153
Circuit Testers.....	155 & 312
Class V Towing Accessories.....	60 & 121
Clearance Lights.....	173-177
Clevis Mounts.....	99-100
Commercial Hitch Plate.....	60
Convert-A-Balls.....	89
Converters.....	144
Couplers.....	206-210
Couplers - Adjustable.....	208-211
Couplers - Gooseneck.....	139-141
Coupler Locks.....	106-114
Crimping Tools.....	155 & 312

— D —

Disc Brakes.....	234
DMI Hitches.....	59
Document Holders.....	249
Door Hardware / Trailer.....	246-249
Drill Bits.....	311
Drop Receivers.....	203
Dual Battery Isolators.....	162
Dust Caps.....	233

— E —

E-Track.....	252-253
Electric Jacks.....	218-219
Electrical Tape.....	155
Extensions - Hitch.....	92, 120, 123 & 187

— F —

Fenders.....	243
Fifth Wheel Locks.....	112-113
Fifth Wheel Hitches & Rails.....	126-139

Fifth Wheel Tailgates.....	281
Flashing Beacons / Strobes.....	270-272
Flat Four Connectors.....	142-143
Fold-Away Hinge Kits.....	239
Front Receivers.....	57-58
Fuses.....	152-153

— G —

Gooseneck Hitches.....	125-130
Gooseneck Locks.....	114
Grille Guards.....	290-291
Grommets.....	151

— H —

Heavy Duty Flashers.....	181
Hitch Balls.....	87-89
Hitch Extensions.....	93, 121, 124 & 187
Hitch Mounted Mud Flaps.....	295-296
Hitch Pins & Locks.....	105-116
Hitch Fabrication Parts.....	61
Hubs.....	230-232

— I J —

Information Center.....	315-322
Interior Lights.....	178-180 & 309
Jacks.....	215-223
Junction Box.....	149

— K L —

Kingpin Adapter.....	139
Kingpins.....	139
Landscape Racks.....	249
License Plate Holder.....	249
Light Bulbs.....	181 & 310
Light Testers.....	155 & 312
LiteMate.....	84-86
Load Binders.....	255
Locks.....	105-116
Lunette Rings.....	209-210

— M N —

Magnetic Towing Lights.....	205
Motorcycle Wheel Chocks.....	245
Motor Home Hitch.....	62
Mud Flaps - Trucks.....	295-296

— O —

O-Track.....	252
--------------	-----

— P —

Padlocks.....	115-116
Pintle Hooks & Mounts.....	211-214
Power Converters.....	144

— R —

Rack Connectors.....	248
Ramps.....	282
Receiver Adapters.....	103
Receiver Tube Covers.....	104
Reflectors.....	182
Reflective Tape.....	180
Rigid T-Connectors.....	63-68
Ring Terminals.....	154
Roof Racks.....	284-285
RV Lighting.....	163 & 308-310
RV Parts.....	297-310

— S —

S-Hooks.....	256
Safety Chains & Cables.....	256 & 257
Safety Chain Loops / Links.....	61 & 256
Scooter Carriers.....	191-192
Scotch Locks.....	153
Side Markers.....	173-177
Snow Plow Parts.....	264-272
Spare Tire Locks.....	115 & 241
Spindles.....	224
Springs.....	228
Stabilizer Jacks.....	223 & 304
Stake Pockets.....	247
Step Tubes.....	290-291
SuperSprings.....	276-277
Sway Controls.....	121-122

— T —

T-One Connectors.....	69-84
Tail Lights.....	163-171
Tail Light Mounting.....	171-172
Tail Light Wiring Kits.....	171-172
Tailgate Assist - Trailer.....	247
Tailgates - Towing.....	281
Tarps.....	281 & 296
Tie-Downs - Truck / Trailer.....	250-254
Tilt Latches.....	247
Timbren Ride Control.....	274-275
Tires & Wheels.....	240-241
Tire Carrier - Trailer.....	242
Tire Carrier - Truck.....	62, 242, 285
Tongue Weight Scales.....	239 & 314
Tools.....	311-314
Tool Boxes.....	286-288
Torsional Axles.....	225
Tow Bars.....	201-202
Tow Brake Systems.....	201
Tow Hooks / Straps.....	102-103
Tow Strap Shackles.....	102-103
Trailer Security.....	105-116
Trailer Tool Box.....	286-287
Trailer Wiring Testers.....	155 & 312
Triangle Warning Kit.....	181
Transfer Tanks.....	288
Transmission Coolers.....	289
Truck Bed Covers.....	292-294
Truck Racks.....	284-285

— V —

Vehicle Identification.....	316
Vent Lids.....	301

— W —

Weight Distribution Hitches.....	117-124
Wheel Bearings.....	230-234
Wheel Chocks.....	245 & 305
Wheel Locks.....	115-116
Winch Mounts.....	263
Winches - Hand.....	258-259
Winches - Power.....	260-263
Wire & Components.....	142-155
Wire Ties.....	149
Wireless Tow Lights.....	205
Wiring Adapters.....	146-149
Work Lights.....	182-184



- Custom designed for quick & easy installation
- 1 1/4" x 1 1/4" square receiver tube
- V-5 & SAE tested



Class I Receivers by Rigid Hitch

- Black powder coat finish
- Comes with zinc plated removable drawbar, pin, clip, & plastic receiver tube cover

Gross Trailer Weight	Tongue Weight
2,000 lbs	200 lbs



- 1 1/4" x 1 1/4" square receiver tube
- Custom designed for quick & easy installation



Class II Receivers by Rigid Hitch

- Comes with removable zinc plated drawbar, cover & a pin & clip
- Black powder coat finish

Gross Trailer Weight	Tongue Weight
3,500 lbs	300 lbs



- 1 1/4" x 1 1/4" square receiver tube
- Custom designed for quick & easy installation



Class II Frame Hitch by Draw-Tite

- Comes with removable black drawbar & a pin & clip
- A-coat base with powder coat finish

Gross Trailer Weight	Tongue Weight
3,500 lbs	300 lbs



- 2" x 2" receiver tube
- Includes molded receiver tube cover
- Custom designed for quick & easy installation



Custom Class III-IV Receivers by Rigid Hitch

- Black powder coat finish
- Very competitively priced
- Most requested applications available

Weight Carrying	Weight Distributing
Up to 6,000 lbs GTW 600 lbs TW	Up to 12,000 lbs GTW 1,200 lbs TW



- 2" x 2" receiver tube
- Round crosstube gives "factory look"
- Includes molded receiver tube cover



Round Crosstube Receivers by Rigid Hitch

- Custom engineered
- Frame mounted
- Black powder coat finish

Weight Carrying	Weight Distributing
Up to 6,000 lbs GTW 600 lbs TW	Up to 10,000 lbs GTW 1,000 lbs TW



- 2" x 2" receiver tube
- A-coat base with powder coat finish



Max-Frame Receivers by Draw-Tite

- Available for full-size pickups & vans, SUVs, mini vans & crossovers

Weight Carrying	Weight Distributing
Up to 8,000 lbs GTW 1,200 lbs TW	Up to 12,000 lbs GTW 1,200 lbs TW

Max-E-Loader Receivers by Draw-Tite

- 2" x 2" receiver tube
- A-coat base with powder coat finish
- More frame coverage for higher towing capacity

Weight Carrying	Weight Distributing
Up to 6,000 lbs GTW 600 lbs TW	Up to 12,000 lbs GTW 1,200 lbs TW



Class III & IV Receivers by Curt Manufacturing



- Available for all popular vehicles
- Protected by a durable high-gloss black powder coat finish
- Cast, welded seamless collars
- Co-cured in a rust-resistant liquid bonderite coating

Weight Carrying	Weight Distributing
Up to 6,000 lbs GTW 600 lbs TW	Up to 12,000 lbs GTW 1,200 lbs TW



Ultra Frame Receivers by Draw-Tite

- Long side bracket design for greater stability & capacity
- 2" x 2" receiver tube
- Available for heavy duty full-size trucks & vans
- A-coat base with powder coat finish

Weight Carrying	Weight Distributing
Up to 15,000 lbs GTW 1,700 lbs TW	Up to 17,000 lbs GTW 1,700 lbs TW



Super-Duty Class V Receivers by Rigid Hitch



- 2 1/2" x 2 1/2" receiver tube
- Black powder coat finish
- Adapter & accessories available to match shank size & towing capacities

Weight Carrying	Weight Distributing
Up to 18,000 lbs GTW 2,700 lbs TW	Up to 18,000 lbs GTW 2,700 lbs TW



Class V 2 1/2" Receivers by Draw-Tite

- 2 1/2" x 2 1/2" receiver tube
- A-coat base with powder coat finish
- Adapter & accessories available to match shank size & towing capacities

Weight Carrying	Weight Distributing
Up to 20,000 lbs GTW 2,700 lbs TW	Up to 20,000 lbs GTW 2,700 lbs TW



Class V 3" Receivers by Draw-Tite

- 3" x 3" receiver tube - includes dual ball mount with 2" & 2 5/16" balls
- A-coat base with powder coat finish
- Designed for medium & heavy duty
- Trucks with 34" to 34 1/2" frames
- See page 54 for details

Weight Carrying
Up to 25,000 lbs GTW 4,000 lbs TW



ACURA

Receiver Size - 1 1/4" X 1 1/4"

Class I - Bike Carrier Capacity

GTW 2,000 lbs - TW 200 lbs

Applications			Various Brands			
Model	Style	Year	Elec	Part Number	List Price	Mfr
ILX	Except Hybrid	2013-22	CEK	24861 Ø (HM,JR,KH,SV)	340.95	DT
RSX	All	2002-06	C	24719 (GP,TA)	386.95	DT
TL	All	2009-14	C,P	RT-509 Ø	241.95	RH
	All	2004-08	C,K	24755 (GP,TA)	363.95	DT
TLX	All	2021-22	C,E	25003 Ø (HM)	342.95	DT
	All	2015-20	CEK	24942 Ø (DU,EP,GP,TA)	459.95	DT
TSX	All	2009-14	CEK	RT-509 Ø	241.95	RH
	All	2006-08	C,K	24768 Ø (HM,JR)	205.95	DT
ZDX	All	2010-13	E,K	24854 Ø (GP,I)	401.95	DT

ACURA

Receiver Size - 1 1/4" X 1 1/4"

Class II - Bike Carrier Capacity

GTW 3,500 lbs - TW 300 lbs

Applications			Various Brands			
Model	Style	Year	Elec	Part Number	List Price	Mfr
RDX	All	2019-22	CEK	36114 Ø (J,JR)	343.95	DT
RL	4 Door Sedan	1996-04	C,K	36226 (GP)	369.95	DT
RLX	All	2014-20	E,K	36541 Ø (GP,I)	395.95	DT

ACURA

Receiver Size - 2" x 2" or 2 1/2" x 2 1/2"

Class III-V

GTW 3,500 to 14,000 lbs

Applications			Various Brands					
Model	Style	Year	Elec	Part Number	List Price	WD	WC	Mfr
MDX	All	2022	C,E	76453 Ø (EP,GP,TA, X)	522.95	8,000	6,000	DT
				CM-13472 Ø	432.95	8,000	6,000	CM
	All without Full Size Spare	2014-20	CEK	75225 Ø (GP,TA)	500.95	8,000	6,000	DT
	All without Full Size Spare	2007-13	CEK	75614 Ø (CR,JR)	578.95	5,000	4,000	DT
	All without Full Size Spare	2001-06	C,K	R3-0389 Ø	281.95	5,000	3,500	RH
75599 Ø (GP,JR)				449.95	5,000	3,500	DT	
RDX	All	2019-22	CEK	76268 Ø (J,JR)	375.95	N/A	3,500	DT
	All	2010-18	CEK	75784 Ø (GP)	375.95	N/A	4,000	DT
	All	2007-09	CEK	CM-13536 Ø	381.95	N/A	3,500	CM
75563 Ø (GP)				329.95	N/A	4,000	DT	

Notes:

All receiver-type Class I and Class II hitches include hitch bar, pin, clip & plastic cover.

CR - Fits with mini spare tire stowed under vehicle. Will not fit with full size spare.

DU - Fascia removal required.

EP - Fascia trimming may be required.

GP - Hitch crosstube concealed behind bumper.

HM - Hitch crosstube is visible beneath bumper.

I - Hitch is positioned further rearward to accommodate spare tire.

J - Under vehicle spare tire stowage is retained.

JR - Exhaust must be temporarily lowered for installation.

SV - Trimming or removal of under body appearance panel may be required.

TA - Trunk access required for hitch installation.

X - Minor fascia trimming required.

Special Order Item Expect Longer Lead Time

Ø No Drilling Required For Installation.

Receiver Manufacturer: RH - Rigid Hitch, DT - Draw-Tite, RE - Reese, CM - Curt Manufacturing, BW - B&W.

Electrical Codes

S - 2-Wire System C - 3-Wire System, Tail Light Converter Required K - Custom Wiring Kit Available, See Pages 63-86

P - Powered Converter Recommended E - Powered Converter Required, See Page 144 D - See Dealer for Wiring Kit U - Unknown

AUDI			Receiver Size - 1 ¼" X 1 ¼"			
Class I - Bike Carrier Capacity			GTW 2,000 lbs - TW 200 lbs			
Applications			Various Brands			
Model	Style	Year	Elec	Part Number	List Price	Mfr
A3	No Sportback E-Tron	2015-20	E	24930 Ø (GP)	440.95	DT
A4 Including Quattro	4 Door Sedan	2009-22	E	24950 Ø (GP,SV,Z)	411.95	DT
	4 Door Sedan	1996-01	C,P	CM-111693 (AA)	540.95	CM
	Avant Wagon	1998-01	C,P	CM-111693 (AA)	540.95	CM
A6 Including Quattro	4 Door Sedan	2005-11	C,P	🔧 24836 Ø (HM,JR)	430.95	DT
	Avant Wagon	2006-10	C,P	24836 (HM,JR)	430.95	DT

AUDI			Receiver Size - 2" x 2" or 2 ½" x 2 ½"					
Class III-V			GTW 3,500 to 14,000 lbs					
Applications			Various Brands					
Model	Style	Year	Elec	Part Number	List Price	WD	WC	Mfr
Q3	All Except with Hands-Free Liftgate Sensor	2019-21	C,E	76364 Ø (GP,JR,SV,X)	431.95	4,500	4,500	DT
	All	2013-18	(BT)	75218 Ø (HM,JR)	522.95	N/A	4,500	DT
Q5	All	2018-22	E	76183 Ø (HM,JR)	522.95	N/A	5,000	DT
	All	2011-17	(BT)	75940 Ø (DU,EP,GP,TA)	473.95	N/A	5,000	DT
Q7	All	2017-22	E	76076 Ø (HM,JR)	473.95	N/A	7,700	DT
	All	2007-15	C,P	CM-13220 Ø (EP)	491.95	N/A	6,000	CM
SQ5	All	2018-21	E	76183 Ø (DU,GP,TA,TW,TZ,X)	522.95	N/A	5,000	DT

Notes:

All receiver-type Class I and Class II hitches include hitch bar, pin, clip & plastic cover.

AA - Requires temporary removal of bumper during installation.

BT - Shared Brake/Tail multiplexed wiring system. ModuLite® HD Plus or Ultra required.

DU - Fascia removal required.

EP - Fascia trimming may be required.

GP - Hitch crosstube concealed behind bumper.

HM - Hitch crosstube is visible beneath bumper.

JR - Exhaust must be temporarily lowered for installation.

SV - Trimming or removal of under body appearance panel may be required.

TA - Trunk access required for hitch installation.

TW - Receiver hitch may limit hands-free liftgate sensor range.

TZ - Requires replacement of the impact structure with hitch.

X - Minor fascia trimming required.

Z - May be equipped with Factory Tow Prep Plug. Determine at time of installation.

<p>🔧 Special Order Item Expect Longer Lead Time</p> <p>Receiver Manufacturer: RH - Rigid Hitch, DT - Draw-Tite, RE - Reese, CM - Curt Manufacturing, BW - B&W.</p> <p>Electrical Codes</p> <p>S - 2-Wire System C - 3-Wire System, Tail Light Converter Required K - Custom Wiring Kit Available, See Pages 63-86</p> <p>P - Powered Converter Recommended E - Powered Converter Required, See Page 144 D - See Dealer for Wiring Kit U - Unknown</p>	<p>Ø No Drilling Required For Installation.</p>
--	--

Applications			Receiver Size - 1 1/4" X 1 1/4"			
Class I - Bike Carrier Capacity			GTW 2,000 lbs - TW 200 lbs			
Applications			Various Brands			
Model	Style	Year	Elec	Part Number	List Price	Mfr
3 Series	320i & xDRIVE	2017	(BT)	24945 Ø (DU,GP,KH,SV)	422.95	DT
	320i, 328d, 328i & 335i Including Xdrive & Sports Wagon	2012-16	(BT)	24945 Ø (DU,GP,KH,SV)	422.95	DT
	328i Sedan 328xi Sedan	2007-11	E	24857 Ø (GP,SV)	579.95	DT
528i, 535d, 535i & 550i	535i GT & xDrive	2017	(BT)	24936 Ø (AA,GP,SV,TA)	490.95	DT
	Including xDrive & GT	2015-16	(BT)	24936 Ø (AA,GP,SV,TA)	490.95	DT
Mini Cooper	Countryman Except John Cooper Model	2011-16	C,E	24934 Ø (DU,GP,X)	407.95	DT

Applications			Receiver Size - 2" x 2" or 2 1/2" x 2 1/2"					
Class III-V			GTW 3,500 to 14,000 lbs					
Applications			Various Brands					
Model	Style	Year	Elec	Part Number	List Price	WD	WC	Mfr
X1	All	2016-22	(N)	76018 Ø (DU,GP,JR,KH)	431.95	4,500	4,500	DT
	with Panoramic Moonroof	2013-15	(N)	75761 Ø (GP,JR)	464.95	4,000	3,500	DT
X2	All	2018-22	CEK	76200 Ø (AA,GP,TA)	487.95	N/A	3,500	DT
X3	All	2011-22	(N)	76226 Ø (AA,DU,GP,SV,TA)	491.95	N/A	5,000	DT
	All	2004-10	(N)	75371 (AA,EP)	404.95	4,000	3,500	DT
X5	All Except M Sport Package	2019-22	E	76288 Ø (AA,EP,GP,)	607.95	7,200	7,200	DT
	All Except M Sport Package	2007-18	E	75600 Ø (AA,EP,DU,GP,JR,TA)	607.95	6,000	6,000	DT
	All	2000-06	(N)	75492 (AA, EP)	423.95	6,000	6,000	DT

Applications			Receiver Size - 1 1/4" X 1 1/4"			
Class I - Bike Carrier Capacity			GTW 2,000 lbs - TW 200 lbs			
Applications			Various Brands			
Model	Style	Year	Elec	Part Number	List Price	Mfr
Le Sabre	Sedan	2000-05	S,E	RT-840	278.95	RH
Lucerne	All	2010-11	S,K	Class I Hitch Not Available - See Class II		

Notes:

All receiver-type Class I and Class II hitches include hitch bar, pin, clip & plastic cover.

- AA - Requires temporary removal of bumper during installation.
- BT - Shared Brake/Tail multiplexed wiring system. ModuLite® HD Plus or Ultra required.
- DU - Fascia removal required.
- EP - Fascia trimming may be required.
- GP - Hitch crosstube concealed behind bumper.
- JR - Exhaust must be temporarily lowered for installation.
- KH - Minor heat shield modification may be required.
- SV - Trimming or removal of under body appearance panel may be required.
- TA - Trunk access required for hitch installation.
- X - Minor fascia trimming required.

Special Order Item Expect Longer Lead Time **Ø No Drilling Required For Installation.**
Receiver Manufacturer: RH - Rigid Hitch, DT - Draw-Tite, RE - Reese, CM - Curt Manufacturing, BW - B&W.
Electrical Codes
S - 2-Wire System C - 3-Wire System, Tail Light Converter Required K - Custom Wiring Kit Available, See Pages 63-86
P - Powered Converter Recommended E - Powered Converter Required, See Page 144 D - See Dealer for Wiring Kit U - Unknown

BUICK

Class II - Bike Carrier Capacity

Receiver Size - 1 1/4" X 1 1/4"
GTW 3,500 lbs - TW 300 lbs

Applications			Various Brands			
Model	Style	Year	Elec	Part Number	List Price	Mfr
Encore	Except Encore GX	2017-22	CEK	36554 Ø (HM,JR)	519.95	DT
	Encore GX Except with Hands-Free Liftgate Sensor	2020-22	(BT)	37134 Ø (AA,GP,X)	424.95	DT
	All	2013-16	CEK	36554 Ø (HM,JR)	519.95	DT
Lacrosse	All	2017-20	S,E	36652 Ø (AA,DU,GP,JR,TA,X)	423.95	DT
	All	2014-16	E,K	36538 Ø (HM)	570.95	DT
	Except CX5 & Super	2005-09	C,K	36374 (GP,JR)	528.95	DT
Le Sabre	Sedan	2000-05	S,E	R2-0840 (JR)	345.95	RH
				36309 (HM,JR)	540.95	DT
Lucerne	All	2010-11	S,K	36502 Ø (HM,JR)	430.95	DT
	Except Super & Special Edition	2006-09	S,K	R2-0840 (JR)	345.95	RH
				36309 (HM,JR,KH)	540.95	DT
Super & Special Edition	2008-09	S,K	36502 Ø (HM,JR)	430.95	DT	
Regal	Sportback	2018-20	E,K	36652 Ø (AA,DU,GP,JR,TA,X)	423.95	DT
	TourX	2018-20	E,K	36661 Ø (EP,GP,JR,KH)	561.95	DT
	All	2014-17	E,K	36538 Ø (HM)	570.95	DT
Rendezvous	All	2002-07	S,K	36425 (HM)	478.95	DT
Terraza	All	2005-07	S,K	36361 (AL,GP,JR)	439.95	DT

BUICK

Class III-V

Receiver Size - 2" x 2" or 2 1/2" x 2 1/2"
GTW 3,500 to 14,000 lbs

Applications			Various Brands					
Model	Style	Year	Elec	Part Number	List Price	WD	WC	Mfr
Enclave	All	2018-22	S,K	76184 Ø (DU,JR)	462.95	5,000	5,000	DT
				R3-0862 Ø	239.95	5,000	5,000	RH
		2013-17	CEK	CM-13424 Ø	330.95	6,000	5,000	CM
				75528 Ø (GP,JR)	377.95	7,500	5,000	DT
		2008-12	S,K	R3-0862 Ø	239.95	5,000	5,000	RH
				CM-13424 Ø	330.95	6,000	5,000	CM
75528 Ø (GP,JR)	377.95	7,500	5,000	DT				
Encore GX	All Except with Hands-Free Liftgate Sensor	2020-22	(BT)	76434 (AA,GP,X)	419.95	N/A	5,500	DT
Envision	All	2021-22	S	76471 Ø (DU,EP,GP,JR,TZ)	442.95	N/A	3,500	DT
	All	2019-20	S,K	76300 Ø (GP)	394.95	N/A	4,500	DT
	All	2016-18	SEK	76080 Ø (AA,DU,GP,TA)	394.95	N/A	4,500	DT
Rendezvous	All	2002-07	S,K	75430 (HM)	423.95	N/A	3,500	DT
Terraza	All	2005-07	S,K	75278 (AL,GP,JR)	474.95	5,000	3,500	DT

Notes:

All receiver-type Class I and Class II hitches include hitch bar, pin, clip & plastic cover.

AA - Requires temporary removal of bumper during installation.

AL - Additional installation time required for vehicles equipped with load leveling compressor.
BT - Shared Brake/Tail multiplexed wiring system. ModuLite® HD Plus or Ultra required.
DU - Fascia removal required.

EP - Fascia trimming may be required.
GP - Hitch crosstube concealed behind bumper.
HM - Hitch crosstube is visible beneath bumper.
JR - Exhaust must be temporarily lowered for installation.
KH - Minor heat shield modification may be required.

TA - Trunk access required for hitch installation.
TZ - Requires replacement of the impact structure with hitch.
X - Minor fascia trimming required.

Special Order Item Expect Longer Lead Time **Ø No Drilling Required For Installation.**
Receiver Manufacturer: RH - Rigid Hitch, DT - Draw-Tite, RE - Reese, CM - Curt Manufacturing, BW - B&W.
Electrical Codes

S - 2-Wire System C - 3-Wire System, Tail Light Converter Required K - Custom Wiring Kit Available, See Pages 63-86
P - Powered Converter Recommended E - Powered Converter Required, See Page 144 D - See Dealer for Wiring Kit U - Unknown

CADILLAC				Receiver Size - 1 1/4" X 1 1/4"		
Class I - Bike Carrier Capacity				GTW 2,000 lbs - TW 200 lbs		
Applications			Elec	Various Brands		
Model	Style	Year		Part Number	List Price	Mfr
CTS & CTS V	4 Door Only	2008-13	SEK	24767 (HM,JR,TA)	494.95	DT
	All	2003-07	CEK	24767 (HM,JR,TA)	494.95	DT
STS	All	2005-11	E	24767 (HM,JR,TA)	494.95	DT

CADILLAC				Receiver Size - 1 1/4" X 1 1/4"		
Class II - Bike Carrier Capacity				GTW 3,500 lbs - TW 300 lbs		
Applications			Elec	Various Brands		
Model	Style	Year		Part Number	List Price	Mfr
DeVille	All	2000-05	S,E	36287 Ø (GP)	494.95	DT
DTS	All	2006-11	CEK	36287 Ø (GP)	494.95	DT
XTS	All	2013-19	E	36538 (HM)	570.95	DT

CADILLAC				Receiver Size - 2" x 2" or 2 1/2" x 2 1/2"				
Class III-V				GTW 3,500 to 14,000 lbs				
Applications			Elec	Various Brands				
Model	Style	Year		Part Number	List Price	WD	WC	Mfr
Escalade Includes EXT & ESV	All	2007-20		All Have Factory Installed Hitch				
	All	1999-00	S,K	41511 (HM)	531.95	10,000	6,000	DT
SRX	All	2010-16	S,K	75682 Ø	423.95	5,000	4,000	DT
	Except with Sport Package Fascia	2004-09	E	75174 Ø (JR,KH)	698.95	5,000	3,500	DT
XT4	All	2019-22	S,K	76266 Ø (DU,GP,JR)	409.95	N/A	4,500	DT
XT5	Except Platnium	2017-22	CEK	76022 Ø (DU,GP,JR)	441.95	4,500	4,500	DT
XT6	All	2020-22	S	76499 Ø (DU,JR,TZ)	559.95	4,500	4,500	DT

Notes:
 All receiver-type Class I and Class II hitches include hitch bar, pin, clip & plastic cover.

- DU - Fascia removal required.
- GP - Hitch crosstube concealed behind bumper.
- HM - Hitch crosstube is visible beneath bumper.
- JR - Exhaust must be temporarily lowered for installation.
- KH- Minor heat shield modification may be required.
- TA - Trunk access required for hitch installation.
- TZ - Requires replacement of the impact structure with hitch.

Special Order Item Expect Longer Lead Time **Ø No Drilling Required For Installation.**
Receiver Manufacturer: RH - Rigid Hitch, DT - Draw-Tite, RE - Reese, CM - Curt Manufacturing, BW - B&W.
Electrical Codes
S - 2-Wire System C - 3-Wire System, Tail Light Converter Required K - Custom Wiring Kit Available, See Pages 63-86
P - Powered Converter Recommended E - Powered Converter Required, See Page 144 D - See Dealer for Wiring Kit U - Unknown

CHEVROLET/GMC

Receiver Size - 1 1/4" X 1 1/4"

Class I - Bike Carrier Capacity

GTW 2,000 lbs - TW 200 lbs

Applications			Elec	Various Brands		
Model	Style	Year		Part Number	List Price	Mfr
Aveo	5 Door Hatchback	2004-11	C,K	24741 (GP)	386.95	DT
Bolt EV	All	2017-21	C,E	24956 Ø (GP,X)	468.95	DT
Camaro	All	2016-22	SEK	24938 Ø (GP)	411.95	DT
	Except Convertible	2010-15	CEK	24850 Ø (GP)	469.95	DT
Cobalt	Except SS & Sport Models	2005-10	S,K	24745 (HM,JR)	386.95	DT
	SS & Sport	2005-10	S,K	24756 (HM,JR)	469.95	DT
Corvette	Except Dual Mode Exhaust	2005-12	S	CM-113803	655.95	CM
Cruze	Hatchback	2017-19	SEK	24951 Ø (DU,GP,X)	363.95	DT
	New Body Not Hatchback	2016-19	SEK	24943 Ø (DU,GP,TA,X)	431.95	DT
	Limited - Old Body Style	2016-18	C,K	24882 Ø (GP)	431.95	DT
	All	2011-15	C,K	24882 Ø (GP)	431.95	DT
HHR	Includes SS	2006-11	S,K	24756 (HM,JR)	469.95	DT
Malibu	All	2008-19	S,K	Class I Hitch Not Available - See Class II		
	Sedan & Maxx	2004-07	S,K	Class I Hitch Not Available - See Class II		
Sonic	4 Door Sedan	2012-19	(BT)	🔌 24876 Ø (GP)	386.95	DT
	5 Door Hatchback	2012-20	(BT)	24878 Ø (HB,HM,JR)	430.95	DT
Spark	All	2016-22	(BT)	🔌 24941 (DU,GP,X)	363.95	DT
	LT with Ground Effects	2013-15	(BT)	24894 (GP,JR)	406.95	DT
Volt	All	2016-19	CEK	24947 Ø (DU,GP,JR,SV)	374.95	DT

Notes:

All receiver-type Class I and Class II hitches include hitch bar, pin, clip & plastic cover.

BT - Shared Brake/Tail multiplexed wiring system.

ModuLite® HD Plus or Ultra required.

DU - Fascia removal required.

GP - Hitch crosstube concealed behind bumper.

HB - Slight fascia deformation may occur on some models.

HM - Hitch crosstube is visible beneath bumper.

JR - Exhaust must be temporarily lowered for installation.

SV - Trimming or removal of under body

appearance panel may be required.

TA - Trunk access required for hitch installation.

X - Minor fascia trimming required.

<p>🔌 Special Order Item Expect Longer Lead Time Ø No Drilling Required For Installation. Receiver Manufacturer: RH - Rigid Hitch, DT - Draw-Tite, RE - Reese, CM - Curt Manufacturing, BW - B&W. Electrical Codes S - 2-Wire System C - 3-Wire System, Tail Light Converter Required K - Custom Wiring Kit Available, See Pages 63-86 P - Powered Converter Recommended E - Powered Converter Required, See Page 144 D - See Dealer for Wiring Kit U - Unknown</p>

CHEVROLET/GMC		Receiver Size - 1 1/4" X 1 1/4"				
Class II - Bike Carrier Capacity		GTW 3,500 lbs - TW 300 lbs				
Applications			Various Brands			
Model	Style	Year	Elec	Part Number	List Price	Mfr
Captiva Sport	All	2012-14	CEK	36450 Ø (GP)	386.95	DT
Equinox	Except Diesel	2018-22	(BTT)	36642 Ø (GP, JR)	403.95	DT
	All	2010-17	(N)	R2-0867 Ø	260.95	RH
				36408 Ø (HM)	347.95	DT
	All	2007-09	S,K	R2-0867 Ø	260.95	RH
				36408 Ø (HM)	347.95	DT
	All	2005-06	C,K	R2-0867 Ø	260.95	RH
36408 Ø (HM)				347.95	DT	
Impala	Except Impala Limited	2014-20	CEK	36538 Ø (FE, HM)	570.95	DT
	Limited - Old Body Style	2014-16	S,K	R2-0850	313.95	RH
				36407 Ø (GP, JR)	498.95	DT
	All	2006-13	S,K	R2-0850	313.95	RH
				36407 Ø (GP, JR)	498.95	DT
	All	2000-05	S	36407 Ø (GP, JR)	498.95	DT
Malibu	All - New Body Style	2016-22	(BTT)	36652 Ø (AA, DU, GP, JR, TA, X)	423.95	DT
	Limited - Old Body Style	2016	CEK	36538 Ø (HM)	570.95	DT
	All	2014-15	CEK	36538 Ø (HM)	570.95	DT
	All	2008-12	S,K	36479 (GP, JR, RB)	461.95	DT
	Classic Only	2008	S	36317 (HM, JR)	565.95	DT
	4 Door	2004-07	S	36317 (HM)	565.95	DT
Terrain	Except Diesel	2018-22	(BTT)	36642 Ø (GP, JR)	403.95	DT
	All	2010-17	(N)	R2-0867 Ø	260.95	RH
				36408 Ø (HM)	347.95	DT
Trailblazer	All	2021-22	(BT)	37134 Ø (AA, GP, X)	424.95	DT
Trax	All	2013-22	CEK	36554 Ø (HM, JR)	519.95	DT
Uplander	All	2005-09	S,K	36361 (AL, GP, JR)	439.95	DT
Venture	All	1997-05	C,K	36361 (AL, GP, JR)	439.95	DT

Notes:

All receiver-type Class I and Class II hitches include hitch bar, pin, clip & plastic cover.

AA - Requires temporary removal of bumper during installation.

AL - Additional installation time required for vehicles equipped with load leveling compressor.

BT - Shared Brake/Tail multiplexed wiring system. ModuLite® HD Plus or Ultra required.

BTT - Shared Brake/Tail/Turn multiplexed wiring system. ModuLite® HD Plus or Ultra required.

DU - Fascia removal required.

EP - Fascia trimming may be required.

FE - Fascia trimming may be required. Allow additional installation time.

GP - Hitch cross-tube concealed behind bumper.

JR - Exhaust must be temporarily lowered for installation.

N - DO NOT cut or splice vehicle wiring. Only use approved T-One or see auto dealer for trailer tow wiring kit.

RB - Hitch installation can be made easier with a cutter type drill bit.

TA - Trunk access required for hitch installation.

X - Minor fascia trimming required.

 **Special Order Item Expect Longer Lead Time** Ø **No Drilling Required For Installation.**
Receiver Manufacturer: RH - Rigid Hitch, DT - Draw-Tite, RE - Reese, CM - Curt Manufacturing, BW - B&W.
Electrical Codes

S - 2-Wire System **C** - 3-Wire System, Tail Light Converter Required **K** - Custom Wiring Kit Available, See Pages 63-86
P - Powered Converter Recommended **E** - Powered Converter Required, See Page 144 **D** - See Dealer for Wiring Kit **U** - Unknown

CHEVROLET/GMC

Class III-V

Receiver Size - 2" x 2" or 2 1/2" x 2 1/2"

GTW 3,500 to 14,000 lbs

Applications			Elec	Various Brands					
Model	Style	Year		Part Number	List Price	WD	WC	Mfr	
Acadia	All (New Body)	2017-22	S,K	76023 Ø (AA,DU,GP,JR,SV,TA)	430.95	4,500	4,500	DT	
	Limited Only (Old Body)	2017	CEK	R3-0862 Ø	239.95	5,000	5,000	RH	
				CM-13424 Ø	330.95	6,000	5,000	CM	
				75528 Ø (GP,JR)	377.95	7,500	5,000	DT	
	All	2013-16	CEK	R3-0862 Ø	239.95	5,000	5,000	RH	
				CM-13424 Ø	330.95	6,000	5,000	CM	
				75528 Ø (GP,JR)	377.95	7,500	5,000	DT	
	All	2007-12	S,K	R3-0862 Ø	239.95	5,000	5,000	RH	
				CM-13424 Ø	330.95	6,000	5,000	CM	
				75528 Ø (GP,JR)	377.95	7,500	5,000	DT	
	Astro & Safari Van	Extended Body Only	1990-05	S,K	75122 Ø (CS,GP)	491.95	6,000	3,500	DT
	Avalanche	All (CM-13422 won't fit 2002)	2002-06	S,K	CM-13422 (CN)	402.95	10,000	6,000	CM
75725 (CN,HM)					473.95	10,000	6,000	DT	
Blazer	All	2019-22	S,K	76023 Ø (AA,DU,GP,JR,SV,TA)	430.95	4,500	4,500	DT	
	Except Premier	2019-22	S,K	CM-13418 Ø	357.95	6,000	5,000	CM	
Blazer & Jimmy	All (Downsize)	1995-05	S,K	75079 Ø (FP,KK)	423.95	6,000	4,000	DT	
Blazer Jimmy Yukon (Full-Size)	All	1992-94	S,K	41511 (HM)	531.95	10,000	6,000	DT	
	All	1973-91	S,K	75129	555.95	7,500	5,000	DT	
Captive Sport	All	2012-14	CEK	CM-13594 Ø	367.95	4,000	3,500	CM	
				75556 Ø (GP)	442.95	4,000	4,000	DT	
City Express	All	2015-20	CEK	75898 Ø (HM,JR,X)	449.95	N/A	3,500	DT	
Colorado & Canyon	All	2015-22	S	R3-0866 Ø (SO)	270.95	6,000	5,000	RH	
				76004 Ø (AA,HM,SO,TZ,V)	339.92	10,000	8,000	DT	
	All	2004-12	C,K	R3-0871 Ø	208.95	7,500	6,000	RH	
				75607 Ø (CP,GP)	441.95	7,500	6,000	DT	
Equinox	Except Diesel	2018-22	(BTT)	R3-0869 Ø	171.95	N/A	3,500	RH	
				76419 Ø (JR)	377.95	4,500	4,500	DT	
	Diesel Only	2018-19	(BTT)	76217 Ø (AI,DU,JR,TZ,X)	423.95	4,500	4,500	DT	
	All	2010-17	(N)	R3-0867 Ø	258.95	4,000	3,500	RH	
				CM-13591 Ø	290.95	4,000	3,500	CM	
				76028 Ø (HM)	336.95	4,500	4,500	DT	
	All	2007-09	S,K	R3-0867 Ø	258.95	4,000	3,500	RH	
				CM-13591 Ø	290.95	4,000	3,500	CM	
				76028 Ø (HM)	336.95	4,500	4,500	DT	
	All	2005-06	C,K	R3-0867 Ø	258.95	4,000	3,500	RH	
CM-13591 Ø				290.95	4,000	3,500	CM		
				76028 Ø (HM)	336.95	4,500	4,500	DT	


Notes:

All receiver-type Class I and Class II hitches include hitch bar, pin, clip & plastic cover.

AA - Requires temporary removal of bumper during installation.
 AI - Additional installation time may be required
 BTT - Shared Brake/Tail/Turn multiplexed wiring system. ModuLite® HD Plus or Ultra required.
 CN - Requires OEM factory bumper for hitch installation.
 CP - Fits all models without factory installed receiver.
 CS - Will fit with full-size spare tire stowed under vehicle.
 DU - Fascia removal required.

FP - Spare tire repositioning and/or modification of spare tire carrier may be required.
 GP - Hitch cross-tube concealed behind bumper.
 HM - Hitch cross-tube is visible beneath bumper.
 JR - Exhaust must be temporarily lowered for installation.
 KK - When installing on a vehicle originally equipped with an OEM hitch. OEM bumper brackets must be purchased and installed prior to new hitch installation.
 N - DO NOT cut or splice vehicle wiring. Only use approved T-One or see auto dealer for trailer tow wiring kit.

SO - With this hitch installed the step bumper is no longer able to be used as a towing point.
 SV - Trimming or removal of under body appearance panel may be required.
 TA - Trunk access required for hitch installation.
 TZ - Requires replacement of the impact structure with hitch.
 V - For vehicles with factory installed step bumpers only.
 X - Minor fascia trimming required.

 **Special Order Item Expect Longer Lead Time** **Ø No Drilling Required For Installation.**
Receiver Manufacturer: RH - Rigid Hitch, DT - Draw-Tite, RE - Reese, CM - Curt Manufacturing, BW - B&W.
Electrical Codes
S - 2-Wire System C - 3-Wire System, Tail Light Converter Required K - Custom Wiring Kit Available, See Pages 63-86
P - Powered Converter Recommended E - Powered Converter Required, See Page 144 D - See Dealer for Wiring Kit U - Unknown

CHEVROLET/GMC

Receiver Size - 2" x 2" or 2 1/2" x 2 1/2"

Class III-V

GTW 3,500 to 14,000 lbs

Applications		Elec	Rigid Hitch				Various Brands				
Model & Style	Year		Part Number	List Price	WD	WC	Part Number	List Price	WD	WC	Mfr
Silverado & Sierra 1500 All New Body	2019-22	S					76326 Ø (CP)	422.95	10,000	6,000	DT
Silverado & Sierra 1500 Also 2019 LD	2014-18	S,K	R3-0865 Ø (JL,LT)	255.95	12,000	6,000	75866 Ø (HM,JL) CM-13301 Ø (JL)	479.95 346.95	12,000 10,000	6,000 6,000	DT CM
Silverado & Sierra 1500	2007-13	S,K	R3-0860 Ø (JL,LT)	229.95	10,000	6,000	75521 Ø (JL) CM-13301 Ø (JL)	397.95 346.95	10,500 10,000	6,000 6,000	DT CM
Silverado HD Sierra HD 2500/3500 Series New Body	2015-19	S					◆45511 (#,HM) 41950Ø (@,CS,FS,GP,JL,KH,LT) 75906 Ø (HM,JL)	736.95 665.95 542.95	20,000 17,000 12,000	20,000 15,000 8,000	DT DT DT
Silverado HD Sierra HD 2500/3500 Series	2011-14	S					◆45510 Ø (#,CS,FS,HM,JL,KH,LT) 41942 Ø (@,CS,FS,GP,JL,KH,LT) 75707 Ø (CS,FS,GP,JL,KH,LT) 8 ft Bed Only CM-13061 Ø (JL,LT) 6.6 ft Bed Only CM-13062 Ø (JL,LT)	897.95 636.95 547.95 451.95 446.95	18,000 16,000 12,000	18,000 15,000 8,000	DT DT DT CM CM
Silverado HD Sierra HD 2500/3500 Series (45519 - 8 ft Bed Only)	2007-10	S,K					◆45519 Ø (#,LT) CM-15703 Ø (JL,LT) 41944 Ø (@,LT) 75550 Ø (JL,LT)	784.95 781.95 596.95 562.95	18,000 18,000 16,000 11,000	18,000 18,000 13,000 6,000	DT CM DT DT
Silverado LD Sierra LD 6 & 8 ft Bed with 42" Frame Classic (Except Silverado SS)	1999-07	S,K	R3-0860 Ø (JL)	348.95	10,000	6,000	41932 Ø (@) 41534 Ø 75521 Ø (LT)	735.95 516.95 397.95	14,000 12,000 10,500	12,000 6,000 6,000	DT DT DT
Silverado HD Sierra HD 1500 Series Classic	2001-07	S,K	R3-0860 Ø (JL) (Except Silverado SS)	348.95	10,000	6,000	41932 Ø (@,LT) 41534 Ø 75521 Ø (LT)	735.95 516.95 397.95	14,000 12,000 10,500	12,000 6,000 6,000	DT DT DT
Silverado HD Sierra HD 2500/3500 Series 6 & 8 ft Bed Classic (45519 - 8 ft Bed Only)	2001-07	S,K					◆45519 Ø (#,JL) CM-15703 Ø (JL,LT) 41944 Ø (@,LT) 41544 Ø (SA) 75550 Ø (JL)	784.95 781.95 596.95 570.95 562.95	18,000 18,000 16,000 12,000 11,000	18,000 18,000 13,000 6,000 6,000	DT CM DT DT DT
6 & 8 ft Box 2 Door Cab (18) Old Body Style With 37" Frame Pickup Fullsize	1988-00	S,K					45506 8 Ft Bed (#) 41901 8 Ft Bed (@) 75033 Ø (HM) 75099 Ø (GP)	774.95 596.95 487.95 431.95	14,000 13,000 8,000 8,000	12,000 10,000 5,000 5,000	DT DT DT DT
4 Door Cab (Crew Cab) Old Body Style With 37" Frame	1992-00	S,K					45506 (#) 41901 8 ft Bed (@) 75033 Ø (HM) 75099 Ø (GP)	594.95 596.95 487.95 431.95	14,000 13,000 8,000 8,000	12,000 10,000 5,000 5,000	DT DT DT DT
4 Door Cab (Crew Cab) With 34" Frame	1988-91	S,K					41947 (@) 41001 75034	788.95 473.95 473.95	16,000 10,000 8,000	15,000 6,000 5,000	DT DT DT
8 ft Box 2 & 4 WD With 34" Frame	1963-87	S,K					41947 (@) 41001 75034	528.95 363.95 363.95	16,000 10,000 8,000	15,000 6,000 5,000	DT DT DT
6 ft Box With 34" Frame	1967-87	S,K					75034A (CQ)	473.95	8,000	5,000	DT
Cab & Chassis with 34" Frame											
With 34" Frame (3500 - New & Old Body Style)	2001-22	S					41947 (@) 41936 (@)	788.95 455.95	16,000 N/A	15,000 12,000	DT DT
With 34" Frame (C/K Series)	1985-00	S					41947 (@)	788.95	16,000	15,000	DT
Pickups with Deep Drop Step Bumpers											
8 ft Box with Deep Drop Bumper	1963-87	S,K					41504	473.95	10,000	5,000	DT
Multi-Fit Receivers For Pickups											
6 & 8 ft Box Old Body Style (Except 1988-91 4 Door)	1988-00	S,K					40050	444.95	10,000	6,000	DT
8 ft Box	1973-87	S,K					HDRH25122 40050 (CQ)	315.95 444.95	16,000 10,000	16,000 6,000	BW DT

Please see next page for footnotes

<p>Special Order Item Expect Longer Lead Time Receiver Manufacturer: RH - Rigid Hitch, DT - Draw-Tite, RE - Reese, CM - Curt Manufacturing, BW - B&W. Electrical Codes S - 2-Wire System C - 3-Wire System, Tail Light Converter Required K - Custom Wiring Kit Available, See Pages 63-86 P - Powered Converter Recommended E - Powered Converter Required, See Page 144 D - See Dealer for Wiring Kit U - Unknown</p>	<p>Ø No Drilling Required For Installation.</p>
---	---

CHEVROLET/GMC

Class III-V

Receiver Size - 2" x 2" or 2 1/2" x 2 1/2"

GTW 3,500 to 14,000 lbs

Applications			Elec	Various Brands				
Model	Style	Year		Part Number	List Price	WD	WC	Mfr
S-10/S-15 & Sonoma Pickup	All Except Sportside	1998-04	S,K	75085 Ø (GP)	467.95	6,000	3,500	DT
	Sportside	1996-04	S,K	75085 Ø (GP)	467.95	6,000	3,500	DT
	All Except Sportside	1983-97	S,K	75051 Ø (GP,GU)	473.95	6,000	3,500	DT
Suburban/ Yukon XL	All (New Body with Amber Turn Signals)	2000-06	S,K	CM-13422 Ø (*)	402.95	10,000	6,000	CM
				75725 Ø (CN,HM)	473.95	10,000	6,000	DT
				41930 (@,CN,HM)	464.95	12,000	10,000	DT
				45515 (#)	686.95	14,000	12,000	RE
Denali Tahoe Yukon	All (New Body with Amber Turn Signals)	2000-06	S,K	CM-13422 Ø (*,CN)	402.95	10,000	6,000	CM
				75725 Ø (CN,HM)	473.95	10,000	6,000	DT
				41930 (@,CN,HM)	464.95	12,000	10,000	DT
Terrain	Except Diesel	2018-22	(BTT)	R3-0869 Ø	171.95	N/A	3,500	RH
	Diesel Only	2018-20	(BTT)	76419 Ø (JR)	377.95	4,500	4,500	DT
				76217 Ø (AI,DU,JR,TZ,X)	423.95	4,500	4,500	DT
	All	2010-17	(N)	R3-0867 Ø	258.95	4,000	3,500	RH
CM-13591 Ø				290.95	4,000	3,500	CM	
Trailblazer	All	2021-22	(BT)	76434 (AA,GP,X)	419.95	N/A	5,500	DT
Tracker	All	1999-04	C,K	41537 Ø (HM)	431.95	N/A	3,500	DT
Traverse	All	2018-22	S,K	76184 Ø (DU,JR)	462.95	5,000	5,000	DT
	All	2013-17	CEK	R3-0862 Ø	239.95	5,000	5,000	RH
				CM-13424 Ø	330.95	6,000	6,000	CM
				75528 Ø (GP,JR)	377.95	7,500	5,000	DT
	All	2009-12	S,K	R3-0862 Ø	239.95	5,000	5,000	RH
CM-13424 Ø				330.95	6,000	6,000	CM	
				75528 Ø (GP,JR)	377.95	7,500	5,000	DT
Uplander	All	2005-09	S,K	75278 (AL,GP,JR)	474.95	5,000	3,500	DT
Van - Full-Size Express & Savana	All (17)	2003-22 1996-02	S,K C,K	R3-0861 Ø	321.95	10,000	5,000	RH
				CM-13040 Ø	357.95	10,000	6,000	CM
				75189 Ø (HM)	369.95	7,500	5,000	DT
				41521 Ø (HM)	406.95	10,000	6,000	DT
				41946 (@,HM)	571.95	13,000	10,000	DT
	45507 Ø (#,HM)	560.95	14,000	12,000	RE			
	All (17)	1978-96	S,K	75121 (BF)	562.95	7,500	5,000	DT
41121 Ø (BF)				616.95	10,000	5,000	DT	
Venture Van	All	1997-05	C,K	75278 (AL,GP,JR)	474.95	5,000	3,500	DT

Notes:

(*) CM-13422 Will not fit 2004-06 2500 Models with canister on right frame rail.

◆ - Shipping Charges Apply

- Titan hitches require use of a 2-1/2" shank Titan ball mount.

@ - Ultra Frame ball mount must be used to achieve maximum weight carrying rating.

AA - Requires temporary removal of bumper during installation.

AI - Additional installation time may be required.

AL - Additional installation time required for vehicles equipped with load leveling compressor.

BF - Requires standard bumper. Will not fit with step bumper.

BT - Shared Brake/Tail multiplexed wiring system. ModuLite® HD Plus or Ultra required.

BTT - Shared Brake/Tail/Turn multiplexed wiring system. ModuLite® HD Plus or Ultra required.

CN - Requires OEM factory bumper for hitch installation.

CP - Fits all models without factory installed receiver.

CQ - Will not fit with heavy duty suspension.

CS - Will fit with full-size spare tire stowed under vehicle.

DU - Fascia removal required.

FS - Includes 2 & 4 WD models with heavy duty suspension.

GP - Hitch crosstube concealed behind bumper.

GU - Will not fit vehicles with factory or

aftermarket lower Fascia/Rollpan or Tube Bumper.

HM - Hitch crosstube is visible beneath bumper.

JL - Installation requires OEM bumper and brackets.

JR - Exhaust must be temporarily lowered for installation.

KH - Minor heat shield modification may be required.

LT - Requires removal of factory hitch if equipped.

SA - Requires drilling on 6 ft. bed models.

TZ - Requires replacement of the impact structure with hitch.

X - Minor fascia trimming required.

Special Order Item Expect Longer Lead Time **Ø No Drilling Required For Installation.**
Receiver Manufacturer: RH - Rigid Hitch, DT - Draw-Tite, RE - Reese, CM - Curt Manufacturing, BW - B&W.
Electrical Codes

S - 2-Wire System C - 3-Wire System, Tail Light Converter Required K - Custom Wiring Kit Available, See Pages 63-86
 P - Powered Converter Recommended E - Powered Converter Required, See Page 144 D - See Dealer for Wiring Kit U - Unknown

CHRYSLER			Receiver Size - 1 1/4" X 1 1/4"			
Class I - Bike Carrier Capacity			GTW 2,000 lbs - TW 200 lbs			
Applications			Various Brands			
Model	Style	Year	Elec	Part Number	List Price	Mfr
200	4 Door Sedan	2015-17	E,K	24919 Ø (GP,SV)	440.95	DT
	All	2011-14	E,K	24871 Ø (GP,JR)	449.95	DT
PT Cruiser	All	2005-10	CEK	RT-157	287.95	RH
	All	2001-04	C,K	RT-157	287.95	RH
Sebring	All Including Convertible	2007-10	C,K	24871 Ø (GP,JR)	449.95	DT
	Convertible	2001-06	S	24711 (GP)	269.95	DT
Town & Country	All	2008-16	E,K	75563	329.95	DT
	All Except with Stow-N-Go	2004-07	S,K	RT-156 Ø	243.95	RH
	All	2001-03	C,K	RT-156 Ø	243.95	RH

CHRYSLER			Receiver Size - 1 1/4" X 1 1/4"			
Class II - Bike Carrier Capacity			GTW 3,500 lbs - TW 300 lbs			
Applications			Various Brands			
Model	Style	Year	Elec	Part Number	List Price	Mfr
300 & 300C	All	2015-22	S,E,K	36548 Ø (HM,)	502.95	DT
	All	2008-14	D,K	36548 Ø (HM,N)	502.95	DT
	All	2005-07	S,K	36548 Ø (HM)	502.95	DT
300M	4 Door Sedan (6)	1999-04	CPK	36275 (HM,JR)	369.95	DT
Pacifica	Except Hybrid	2017-22	SEK	36798 Ø (GP,JR,KH,SV,TW)	436.95	DT
	Hybrid	2017-22	U	36798A Ø (GP,JR,KH,SV,TW)	436.95	DT
Sebring	All Except Convertible	2007-10	C,K	36448 (GP,JR)	469.95	DT
Town & Country	All	2008-16	E,K	R2-0159 Ø	280.95	RH
				36455 Ø (GP,JR)	502.95	DT
	All Except with Stow-N-Go	2004-07	S,K	36296 Ø (GP)	397.95	DT
	All with Stow-N-Go	2005-07	S,K	R2-0158 Ø	282.95	RH
				36320 Ø (HM)	399.95	DT
All	1996-03	C,K	36296 Ø (GP)	397.95	DT	
Voyager	All	2020-22	S,E	36798 Ø (GP,JR,KH,SV,TW)	436.95	DT
	All	2008-16	E,K	R2-0159 Ø	280.95	RH
				36455 Ø (GP,JR)	502.95	DT
	All Except with Stow-N-Go	2004-07	S,K	36296 Ø (GP)	269.95	DT
	All with Stow-N-Go	2005-07	S,K	R2-0158 Ø	282.95	RH
36320 Ø (HM)				399.95	DT	

GP - Hitch cross tube concealed behind bumper.
 HM - Hitch cross tube is visible beneath bumper.
 JR - Exhaust must be temporarily lowered for installation.
 KH - Minor heat shield modification may be required.

N - DO NOT cut or splice vehicle wiring. Only use approved T-One or see auto dealer for trailer tow wiring kit.
 SV - Trimming or removal of under body appearance panel may be required.
 TW - Receiver hitch may limit hands-free liftgate sensor range.

Special Order Item Expect Longer Lead Time **Ø No Drilling Required For Installation.**
Receiver Manufacturer: RH - Rigid Hitch, DT - Draw-Tite, RE - Reese, CM - Curt Manufacturing, BW - B&W.
Electrical Codes
S - 2-Wire System C - 3-Wire System, Tail Light Converter Required K - Custom Wiring Kit Available, See Pages 63-86
P - Powered Converter Recommended E - Powered Converter Required, See Page 144 D - See Dealer for Wiring Kit U - Unknown

CHRYSLER

Class III-V

Receiver Size - 2" x 2" or 2 1/2" x 2 1/2"

GTW 3,500 to 14,000 lbs

CHRYSLER

Applications			Elec	Various Brands				
Model	Style	Year		Part Number	List Price	WD	WC	Mfr
300 & 300C	All	2015-22	S,E,K	76145 Ø (HM,)	423.95	N/A	4,500	DT
	All	2008-14	D,K	76145 Ø (HM,N)	423.95	N/A	4,500	DT
	All	2005-07	S,K	76145 Ø (HM)	423.95	N/A	4,500	DT
Aspen	All	2007-09	CEK	CM-13072 (*)	290.95	9,000	6,000	CM
				75162 (AI)	336.95	9,000	6,000	DT
Pacifica	All	2021-22	CEK	76046 Ø (GP,JR,SV,KH,TW)	474.95	5,000	4,500	DT
	Except Hybrid	2017-20	CEK	76046 Ø (GP,JR,SV,KH,TW)	474.95	5,000	4,500	DT
	Hybrid	2017-20	CEK	76046A Ø (GP,JR,SV,KH,TW)	474.95	5,000	4,500	DT
	All	2004-08	CPK	75522 Ø (JR)	500.95	5,000	3,500	DT
Town & Country	All	2008-16	E,K	R3-0120 Ø	288.95	5,000	4,000	RH
				75579 Ø (GP,JR)	359.95	5,000	4,000	DT
				CM-13364 Ø	307.95	5,000	4,000	CM
	All Except with Stow-N-Go	2004-07	S,K	75119 Ø	442.95	5,000	3,500	DT
	All with Stow-N-Go	2005-07	S,K	R3-0118 Ø	229.95	4,000	3,500	RH
	All	1996-03	C,K	75119 Ø	442.95	5,000	3,500	DT
Voyager	All	2020-22	S,E	76046 Ø (GP,JR,SV,KH,TW)	474.95	5,000	4,500	DT
	All	2008-16	E,K	R3-0120 Ø	288.95	5,000	4,000	RH
				75579 Ø (GP,JR)	359.95	5,000	4,000	DT
				CM-13364 Ø	307.95	5,000	4,000	CM
	All Except with Stow-N-Go	2004-07	S,K	75119 Ø	442.95	5,000	3,500	DT
	All with Stow-N-Go	2005-07	S,K	R3-0118 Ø	229.95	4,000	3,500	RH
	All	1996-03	C,K	75119 Ø	442.95	5,000	3,500	DT

AI - Additional installation time may be required.
 DU - Fascia removal required.
 EP - Fascia trimming may be required.
 GP - Hitch crosstube concealed behind bumper.
 HM - Hitch crosstube is visible beneath bumper.
 JR - Exhaust must be temporarily lowered for installation.

KH- Minor heat shield modification may be required.
 N- DO NOT cut or splice vehicle wiring. Only use approved T-One or see auto dealer for trailer tow wiring kit.
 SV - Trimming or removal of under body appearance panel may be required.

TW - Receiver hitch may limit hands-free liftgate sensor range.

Special Order Item Expect Longer Lead Time **Ø No Drilling Required For Installation.**
Receiver Manufacturer: RH - Rigid Hitch, DT - Draw-Tite, RE - Reese, CM - Curt Manufacturing, BW - B&W.
Electrical Codes
S - 2-Wire System C - 3-Wire System, Tail Light Converter Required K - Custom Wiring Kit Available, See Pages 63-86
P - Powered Converter Recommended E - Powered Converter Required, See Page 144 D - See Dealer for Wiring Kit U - Unknown

DODGE/RAM

Receiver Size - 1 1/4" X 1 1/4"

Class I - Bike Carrier Capacity

GTW 2,000 lbs - TW 200 lbs

Applications			Elec	Various Brands		
Model	Style	Year		Part Number	List Price	Mfr
Avenger	All	2011-14	E,K	24871 Ø (GP,JR)	449.95	DT
	All	2008-10	S,K	24871 Ø (GP,JR)	449.95	DT
Caliber	All Except SRT-4	2007-12	CEK	24769 Ø (GP)	411.95	DT
Caravan & Grand Caravan	All Except with Stow-N-Go	2004-07	S,K	RT-156 Ø	243.95	RH
	All	2001-03	C,K	RT-156 Ø	243.95	RH
Dart	All	2013-16	SEK	24890 Ø (HM)	469.95	DT

DODGE/RAM

Receiver Size - 1 1/4" X 1 1/4"

Class II - Bike Carrier Capacity

GTW 3,500 lbs - TW 300 lbs

Applications			Elec	Various Brands		
Model	Style	Year		Part Number	List Price	Mfr
Avenger	All	2008-10	S,K	🔌 36448 (GP,JR)	469.95	DT
Caravan, Grand Caravan & RAM C/V Tradesman	All	2008-20	E,K	R2-0159 Ø	280.95	RH
				36455 Ø	502.95	DT
	All with Stow-N-Go	2005-07	S,K	R2-0158 Ø	282.95	RH
				36320 Ø (GP)	399.95	DT
	All Except with Stow-N-Go	2004-07	S,K	🔌 36296 Ø (GP)	397.95	DT
Challenger	All Except with Quad Tip Exhaust	2008-22	S,K	36548 Ø (HM)	502.95	DT
Charger	All	2011-22	E,K	36548 Ø (HM)	502.95	DT
	All	2006-10	S,K	36548 Ø (HM)	502.95	DT
Magnum	All	2005-08	SEK	36548 Ø (HM)	502.95	DT

Notes:

All receiver-type Class I and Class II hitches include hitch bar, pin, clip & plastic cover.

GP - Hitch crosstube concealed behind bumper.

HM - Hitch crosstube is visible beneath bumper.

JR - Exhaust must be temporarily lowered for installation.

🔌 Special Order Item Expect Longer Lead Time

Ø No Drilling Required For Installation.

Receiver Manufacturer: RH - Rigid Hitch, DT - Draw-Tite, RE - Reese, CM - Curt Manufacturing, BW - B&W.

Electrical Codes

S - 2-Wire System C - 3-Wire System, Tail Light Converter Required K - Custom Wiring Kit Available, See Pages 63-86

P - Powered Converter Recommended E - Powered Converter Required, See Page 144 D - See Dealer for Wiring Kit U - Unknown

DODGE/RAM

Class III-V

Receiver Size - 2" x 2" or 2 1/2" x 2 1/2"

GTW 3,500 to 14,000 lbs

Applications			Various Brands					
Model	Style	Year	Elec	Part Number	List Price	WD	WC	Mfr
Caravan, Grand Caravan & RAM C/V Tradesman	All	2008-20	E,K	R3-0120 Ø	288.95	5,000	4,000	RH
				75579 Ø	359.95	5,000	4,000	DT
				CM-13364 Ø	307.95	5,000	4,000	CM
	All Except with Stow-N-Go	2004-07	S,K	75119	442.95	5,000	3,500	DT
	All with Stow-N-Go	2005-07	S,K	R3-0118 Ø	229.95	4,000	3,500	RH
Challenger	All Except with Quad Tip Exhaust	2008-22	S,K	76145 Ø (HM)	423.95	N/A	4,500	DT
Charger	All	2006-22	SEK	76145 Ø (HM)	295.95	N/A	4,500	DT
Dakota Pickup	All	2005-11	S,K	CM-13229 Ø	290.95	5,500	5,000	CM
				75251 Ø (HM)	413.95	8,000	5,000	DT
	All Including Sport	1987-04	S,K	75073 Ø (GU,GP)	449.95	7,500	5,000	DT
Durango	All	2011-22	E,K	CM-13182 Ø	337.95	7,500	6,000	CM
				75713 Ø (CS,HM)	404.95	7,500	6,000	DT
				76432 Ø (DU,GPJR,TZ,)	419.95	7,500	7,500	DT
	All	2007-09	CEK	CM-13072 (*)	290.95	9,000	6,000	CM
				75162 (*,AI)	336.95	9,000	6,000	DT
	All	2004-06	CEK	CM-13072 (*)	290.95	9,000	6,000	CM
				75162 (AI)	336.95	9,000	6,000	DT
				75292 Ø	516.95	9,000	6,000	DT
All	1998-03	C,K	CM-13097 Ø	402.95	7,500	5,000	CM	
			75081 Ø (GP)	473.95	7,500	5,000	DT	
Journey	All Except Crossroad	2009-20	CPK	R3-0128 Ø	270.95	4,000	4,000	RH
				76225 Ø (DU,FE,GP,JR,TZ)	424.95	N/A	3,500	DT
	Crossroad	2014-19	CPK	CM-13201 Ø	367.95	4,000	4,000	CM
Magnum	All	2005-08	SEK	76145 Ø (HM)	423.95	N/A	4,500	DT
Nitro	Including SLT & R/T	2007-11	C,K	CM-13334 Ø	367.95	5,000	3,500	CM
Promaster	Except with Extended Body	2014-22	CEK	R3-0132 Ø (AA)	220.95	N/A	5,000	RH
				76050 Ø (AA,DU,GP)	352.95	N/A	5,000	DT
				75882 (HM)	589.95	7,500	6,000	DT
	Extended Body	2014-22	CEK	R3-0132 Ø (AA)	220.95	N/A	5,000	RH
76050 Ø (HM)				352.95	N/A	5,000	DT	
Promaster City	All	2015-22	CEK	75219 Ø (GP)	500.95	N/A	3,500	DT
Sprinter	All	2003-10	See Freightliner Listings - Page 25					
Van (Factory Non-Step Bumper Only)	Full-Size	1994-03	S,K	75090 Ø (BF,DH)	531.95	7,500	5,000	DT
				41533 Ø (BF,DH)	487.95	10,000	6,000	DT

Notes:

(*) 75162 & CM-13334 - Hitch mounts to vehicle crossmember - requires notching of inner bumper styrofoam for installation - not noticeable

AA - Requires temporary removal of bumper during installation.
 AI - Additional installation time may be required.
 BF - Requires standard bumper. Will not fit with step bumper.
 CS - Will fit with full-size spare tire stowed under vehicle.

DH - Cannot be installed on 1987-97 vehicles with factory step bumpers unless step bumper and its mounting brackets are permanently removed and standard factory bumper is installed.
 DU - Fascia removal required.
 FE - Fascia trimming may be required. Allow additional installation time.
 GP - Hitch crosstu (BF,DH) be concealed behind bumper.

GU - Will not fit vehicles with factory or aftermarket lower Fascia/Rollpan or Tube Bumper.
 HM - Hitch crosstube is visible beneath bumper.
 JR - Exhaust must be temporarily lowered for installation.
 KH - Minor heat shield modification may be required.
 TZ - Requires replacement of the impact structure with hitch.

<p>Special Order Item Expect Longer Lead Time</p> <p>Receiver Manufacturer: RH - Rigid Hitch, DT - Draw-Tite, RE - Reese, CM - Curt Manufacturing, BW - B&W.</p> <p>Electrical Codes</p> <p>S - 2-Wire System C - 3-Wire System, Tail Light Converter Required K - Custom Wiring Kit Available, See Pages 63-86 P - Powered Converter Recommended E - Powered Converter Required, See Page 144 D - See Dealer for Wiring Kit U - Unknown</p>	<p>Ø No Drilling Required For Installation.</p>
---	--

DODGE/RAM

Receiver Size - 2" x 2" or 2 1/2" x 2 1/2"

Class III-V

GTW 3,500 to 14,000 lbs

Applications		Elec	Rigid Hitch				Various Brands				
Model & Style	Year		Part Number	List Price	WD	WC	Part Number	List Price	WD	WC	Mfr
1500 All	2019-22	S					76328 (CP)	215.95	N/A	6,000	DT
1500 New Body Style	2019-22	S,K					41913 Ø (@,AA,EF,J,LT)	749.95	17,000	15,000	DT
1500 Full-Size Pickup Includes 2019-21-Classic Models	2011-18	S,K	R3-0124 Ø (*,CP)	181.95	10,000	6,000	41948 Ø (@,CP,HM) 75232 (CP) CM-14374 Ø (CP) CM-13374 Ø (CP) CM-13333 Ø (*,CP)	571.95 516.95 606.95 430.95 213.95	15,000 12,000 12,000 10,000 10,000	12,000 10,000 10,000 6,000 6,000	DT DT CM CM CM
1500 Full-Size Pickup	2009-10	S,K	R3-0124 Ø (CP)	181.95	10,000	6,000	CM-14374 Ø (CP) CM-13374 Ø (CP) CM-13333 Ø (*,CP)	606.95 430.95 213.95	12,000 10,000 10,000	10,000 6,000 6,000	CM CM CM
1500 Full-Size Pickup Except Hemi Sport Quad Cab, Rumble Bee & SRT-10 Models	2006-08	S,K	R3-0124 Ø (CP)	181.95	10,000	6,000	41929 (@,GP,KL) 75420 Ø (CP) CM-13333 Ø (*,CP)	596.95 570.95 213.95	15,000 10,000 10,000	12,000 6,000 6,000	DT DT CM
2500 & 3500 All Full-Size Pickup	2010-22	S,K					◆ 45509 (#,AA,LT,SO,TO) 41929 (@)	876.95 596.95	18,000 15,000	18,000 12,000	DT DT
2500 & 3500 Full-Size Pickup 6 & 8 ft Bed	2006-09	S,K	R3-0124 Ø (*,CP)	181.95	10,000	6,000	◆ 45509 (#,AA,GH,LT,SO,TO) 41929 (@,GP,KL) 75420 Ø (CP) CM-13333 Ø (*,CP)	876.95 596.95 570.95 213.95	18,000 15,000 10,000 10,000	18,000 12,000 6,000 6,000	DT DT DT CM
2500 & 3500 Full-Size Pickup 6 & 8 ft Bed	2003-05	S,K	R3-0124 Ø (Except Hemi Sport Quad Cab, Rumble Bee & SRT-10 Models) (*,CP)	181.95	10,000	6,000	◆ 45509 (#,AA,GH,LT,SO,TO) 41929 (@,GH,KL) 75420 Ø (CP,GH) CM-13333 Ø (*,CP,GH)	876.95 596.95 570.95 213.95	18,000 15,000 10,000 10,000	18,000 12,000 6,000 6,000	DT DT DT CM
1500 Full-Size Pickup Built Before Nov. 2002	2002-03	S,K					75135 Ø (CP,DS,GU)	303.95	10,000	5,000	DT
All Full-Size Pickup Models & 2002 2500/3500 with 37" Frame	1994-01	S,K					45513 (#) 1999-02 45505 (#) 1994-98 41923 Ø (@,GP) 41536 Ø (@,GP) 75101 Ø	698.95 628.95 596.95 629.95 385.95	14,000 14,000 14,000 10,000 8,000	12,000 12,000 12,000 6,000 5,000	DT DT DT DT DT
All With 37" Frame Full-Size Pickup	1971-93	S,K					45505 (#) 75038	628.95 441.95	14,000 8,000	12,000 5,000	DT DT
Cab & Chassis with 34" Frame											
4500 & 5500 Full-Size Pickup with 34" Frame	2013-17	S					41952 (@)	536.95	16,000	15,000	DT
4500 & 5500 HD Full-Size Pickup with 34" Frame	2008-12	S					41947 (@) 41936 (@)	788.95 455.95	16,000 N/A	15,000 12,000	DT DT
3500 HD Only Full-Size Pickup with 34" Frame	2007-12	S					41947 (@) 41936 (@)	788.95 455.95	16,000 N/A	15,000 12,000	DT DT
Pickups with Deep Drop Step Bumpers											
All with Deep Drop Step Bumpers (Also Fits 2002 - 2500 & 3500 Models)	1971-01	S,K					41504	473.95	10,000	5,000	DT
Multi-Fit Receivers for Pickups											
All (Also Fits 2002 - 2500 & 3500 Models)	1971-01	S,K					40050	444.95	10,000	6,000	DT

Notes:

(*) CM-13333 & R-0124 require a 1/2" Hex head allen wrench for installation.

@ - Ultra Frame ball mount must be used to achieve maximum weight carrying rating.
 # - Titan hitches require use of a 2-1/2" shank Titan ball mount.
 AA - Requires temporary removal of bumper during installation.
 CP - Fits all models without factory installed receiver.
 CR - Fits with mini spare tire stowed under vehicle. Will not fit with full size spare.

DS - Use DT #75151 on 1500 Models Built After 11/1/02. Use DT #75135 on 1500 Models Built Before 11/1/02.
 EF - Fits all models with standard bumpers.
 GH - Will not fit models with 34 in. wide frames.
 GP - Hitch crosstube be concealed behind bumper.
 GU - Will not fit vehicles with factory or aftermarket lower Fascia/Rollpan or Tube Bumper.
 HM - Hitch crosstube is visible beneath bumper.
 J - Under vehicle spare tire stowage is retained.

KL - Hitch is designed to attach beneath the OEM hitch.
 LT - Requires removal of factory hitch if equipped.
 SO - With this hitch installed the step bumper is no longer able to be used as a towing point.
 TO - Will not fit models equipped Chassis Cab spring mount.

Special Order Item Expect Longer Lead Time **Ø No Drilling Required For Installation.**
Receiver Manufacturer: RH - Rigid Hitch, DT - Draw-Tite, RE - Reese, CM - Curt Manufacturing, BW - B&W.

Electrical Codes
S - 2-Wire System C - 3-Wire System, Tail Light Converter Required K - Custom Wiring Kit Available, See Pages 63-86
P - Powered Converter Recommended E - Powered Converter Required, See Page 144 D - See Dealer for Wiring Kit U - Unknown

FIAT			Receiver Size - 1 1/4" X 1 1/4"			
Class I - Bike Carrier Capacity			GTW 2,000 lbs - TW 200 lbs			
Applications			Various Brands			
Model	Style	Year	Elec	Part Number	List Price	Mfr
500	Except Abarth & 500X Models	2012-19	CEK	24873 Ø (GP, JR)	449.95	DT
500L	All	2014-20	CEK	24969 (EP, SV)	430.95	DT

FIAT			Receiver Size - 2" x 2" or 2 1/2" x 2 1/2"					
Class III-V			GTW 3,500 to 14,000 lbs					
Applications			Various Brands					
Model	Style	Year	Elec	Part Number	List Price	WD	WC	Mfr
500X	All	2016-22	(BT)	76019 (HM)	408.95	N/A	4,500	DT

FORD			Receiver Size - 1 1/4" X 1 1/4"			
Class I - Bike Carrier Capacity			GTW 2,000 lbs - TW 200 lbs			
Applications			Various Brands			
Model	Style	Year	Elec	Part Number	List Price	Mfr
C-Max	All	2013-18	(BT)	24896 (GP, JR, KH)	459.95	DT
Crown Victoria	Sedan	1998-09	C	RT-438	243.95	RH
Fiesta	4 Door Sedan	2014-19	E, K	24910 Ø (HM)	477.95	DT
	4 Door Sedan	2011-13	E, K	24856 Ø (HM)	399.95	DT
	5 Door Hatchback	2011-19	E, K	24961 Ø (HM, JR, KH)	373.95	DT
Focus	4 Door Sedan	2012-18	CEK	RT-475 Ø	237.95	RH
	5 Door Hatchback	2012-18	CEK	RT-475 Ø (*, KH)	237.95	RH
	RS Models	2016-18	CEK	24977 Ø (DU, GP, TA, X)	345.95	DT
Fusion	Except Sport	2013-20	(N)	RT-476 Ø	248.95	RH
	All	2010-12	SEK	RT-472 Ø	252.95	RH
	All	2006-09	SEK	RT-462	234.95	RH
Mustang	All	2015-22	E, K	24928 Ø (AI, HM, JR)	579.95	DT
	All	2011-14	E, K	24863 Ø (JR)	422.95	DT
	Except GT	2005-09	S	24747 (GP, JR)	403.95	DT

Notes:

All receiver-type Class I and Class II hitches include hitch bar, pin, clip & plastic cover.
 (*) RT-475 will not fit "ST" models with center exhaust

- | | |
|--|---|
| AI - Additional installation time may be required. | KH - Minor heat shield modification may be required. |
| BT - Shared Brake/Tail multiplexed wiring system. ModuLite® HD Plus or Ultra required. | N - DO NOT cut or splice vehicle wiring. Only use approved T-One or see auto dealer for trailer tow wiring kit. |
| DU - Fascia removal required. | SV - Trimming or removal of under body appearance panel may be required. |
| EP - Fascia trimming may be required. | TA - Trunk access required for hitch installation. |
| GP - Hitch crosstube concealed behind bumper. | X - Minor fascia trimming required. |
| HM - Hitch crosstube is visible beneath bumper. | |
| JR - Exhaust must be temporarily lowered for installation. | |

<p>Special Order Item Expect Longer Lead Time Ø No Drilling Required For Installation. Receiver Manufacturer: RH - Rigid Hitch, DT - Draw-Tite, RE - Reese, CM - Curt Manufacturing, BW - B&W. Electrical Codes S - 2-Wire System C - 3-Wire System, Tail Light Converter Required K - Custom Wiring Kit Available, See Pages 63-86 P - Powered Converter Recommended E - Powered Converter Required, See Page 144 D - See Dealer for Wiring Kit U - Unknown</p>

FORD

Receiver Size - 1 1/4" X 1 1/4"

Class II- Bike Carrier Capacity

GTW 3,500 lbs - TW 300 lbs

Applications			Elec	Various Brands		
Model	Style	Year		Part Number	List Price	Mfr
Crown Victoria LTD (Full-Size)	Sedan	1998-09	C	R2-0458	340.95	RH
				36116 (CA,GP)	491.95	DT
Econoline / Clubwagon	All (6)	1995-14	S,K	R2-0424 Ø (U)	216.95	RH
				36148 Ø (EF,HM)	219.95	DT
	All (6)	1992-94	C,K	R2-0424 Ø (U)	216.95	RH
				36148 Ø (EF,HM)	219.95	DT
Ecosport	All	2018-22	E	36660 Ø (GP,JR,SV)	439.95	DT
Edge	All Except Sport Models	2007-10	(N)	R2-0466 Ø	322.95	RH
				36447 Ø (GP,JR,KH)	478.95	DT
Escape	All Except Hybrid	2020-22	CEK	36110 Ø (HM,JR)	473.95	DT
	All	2013-19	CEK	36524 Ø (HM)	531.95	DT
	All Including Hybrid	2008-12	SPK	R2-0470	257.95	RH
				36501 (HM)	483.95	DT
	All Including Hybrid	2005-07	CEK	R2-0470	257.95	RH
				36501 (HM)	483.95	DT
Explorer	All	2020-22	CEK	36787 Ø (GP,JR,KH,SV,X)	396.95	DT
Five Hundred	All	2005-07	S,K	36360 Ø (GP,JR)	494.95	DT
Freestar	All	2004-07	E,K	36318 Ø (GP,JR)	561.95	DT
Freestyle	All	2005-07	S,K	36360 Ø (GP,JR)	494.95	DT
Taurus	All Including SHO	2010-19	C,K	36492 (GP,JR)	520.95	DT
	Sedan Only	2008-09	S,K	36360 Ø (GP,JR)	494.95	DT
	All	2004-07	S	36313 Ø (GP,JR)	607.95	DT
	All	2000-03	S,K	36252 Ø (GP,JR)	515.95	DT
	All Including SHO	1996-99	C,K	36252 Ø (GP,JR)	515.95	DT
	All	1986-95	U	36252 Ø (GP,JR,KH)	515.95	DT
Taurus X	All	2008-09	S,K	36360 Ø (GP,JR)	494.95	DT

Notes:

All receiver-type Class I and Class II hitches include hitch bar, pin, clip & plastic cover.

CA - Models with dual exhaust require exhaust modification.

EF - Fits all models with standard bumpers.

GP - Hitch crosstube concealed behind bumper.

HM - Hitch crosstube is visible beneath bumper.

JR - Exhaust must be temporarily lowered for installation.

KH- Minor heat shield modification may be required.

N - DO NOT cut or splice vehicle wiring. Only use approved T-One or see auto dealer for trailer tow wiring kit.

SV - Trimming or removal of under body appearance panel may be required.

U - Cannot be used on vehicles equipped with step bumpers.

X - Minor fascia trimming required.

Special Order Item Expect Longer Lead Time **Ø No Drilling Required For Installation.**
Receiver Manufacturer: RH - Rigid Hitch, DT - Draw-Tite, RE - Reese, CM - Curt Manufacturing, BW - B&W.
Electrical Codes

S - 2-Wire System **C** - 3-Wire System, Tail Light Converter Required **K** - Custom Wiring Kit Available, See Pages 63-86
P - Powered Converter Recommended **E** - Powered Converter Required, See Page 144 **D** - See Dealer for Wiring Kit **U** - Unknown

FORD

Class III-V

Receiver Size - 2" x 2" or 2 1/2" x 2 1/2"
GTW 3,500 to 14,000 lbs

Applications			Elec	Various Brands				
Model	Style	Year		Part Number	List Price	WD	WC	Mfr
Bronco Sport	All	2021-22	C,E	CM-13474 Ø	429.95	N/A	3,500	CM
	Except First Edition	2021-22	C,E K	76436 Ø	459.95	N/A	3,500	DT
Bronco	Full Size	1978-96	S,K	75038 (GP)	441.95	8,000	5,000	DT
Crown Victoria Ltd (Full-Size)	Sedan	1998-09	C	41116 (CA,GP)	507.95	6,000	3,500	DT
Econoline / Clubwagon	E-150 E-250 & E-350 Except E-250 Super Wagon Cargo Van	2000-14	S,K	R3-0424 (T) (Not 124" wheelbase or E-350)	300.95	10,000	5,000	RH
				CM-13055	394.95	8,000	6,000	CM
				75703 Ø (CS,HM)	325.95	10,000	6,000	DT
				41945 Ø (@,HM)	561.95	12,000	10,000	DT
	E-250 Super Wagon Cargo	2000-13	S,K	CM-13055	394.95	8,000	6,000	CM
				75703 Ø (CS,HM)	325.95	10,000	6,000	DT
				41945 Ø (@,HM)	561.95	12,000	10,000	DT
	All	1995-99	S,K	R3-0424 (T)(Not 124" wheelbase or E-350)	300.95	10,000	5,000	RH
				75703 Ø (CS,HM)	325.95	10,000	6,000	DT
				41906 (@,HM,HY)	637.95	12,000	10,000	DT
	All	1992-94	C,K	R3-0424 (T)(Not 124" wheelbase or E-350)	300.95	10,000	5,000	RH
				75703 Ø (CS,HM)	325.95	10,000	6,000	DT
41906 (@,HM,HY)				637.95	12,000	10,000	DT	
Edge	All	2015-22	SEK	CM-13234 Ø (SV)	377.95	N/A	4,000	CM
				75234 Ø (HM,JR,SV,TW)	487.95	4,500	4,500	DT
	Except Sport	2007-14	(N)	R3-0466 (KH)	280.95	N/A	4,000	
				75992 (GP,JR,KH)	487.95	4,000	4,000	DT
Sport Only	2011-14	(N)	75728 Ø (GP,JR,KH)	487.95	4,000	3,500	DT	
Sport Only	2009-10	(N)	75686 Ø (GP,JR,KH)	500.95	N/A	3,500	DT	
Escape	All Except Hybrid	2020-22	C,E	76449 Ø	460.95	N/A	4,500	DT
				76327 Ø (HM,JR)	522.95	5,000	4,500	DT
	All	2013-19	CEK	CM-13186 Ø (KH)	451.95	5,000	3,500	CM
				75758 Ø (HM)	540.95	4,000	3,500	DT
	All	2008-12	SPK	R3-0470 Ø	316.95	5,000	3,500	
				75751 Ø (HM)	488.95	5,250	3,500	DT
	All	2005-07	CEK	R3-0470 Ø	316.95	5,000	3,500	RH
				75751 Ø (HM)	488.95	5,250	3,500	DT
	All	2001-04	C,K	CM-13506 Ø	410.95	5,000	3,500	CM
				75118 Ø (HM,KH)	491.95	5,000	3,500	DT

Notes:

@ - Ultra Frame ball mount must be used to achieve maximum weight carrying rating.
CA - Models with dual exhaust require exhaust modification.
CS - Will fit with full-size spare tire stowed under vehicle.
GP - Hitch crosstube concealed behind bumper.
HM - Hitch crosstube is visible beneath bumper.

HY - Ultra Frame ball mount DT #4283/HH #80125 cannot be used in rise position on vehicles with step bumpers.
JR - Exhaust must be temporarily lowered for installation.
KH- Minor heat shield modification may be required.
SV - Trimming or removal of under body appearance panel may be required.

T - Vans with step bumpers require longer ball mounts.
TW - Receiver hitch may limit hands-free liftgate sensor range.

Special Order Item Expect Longer Lead Time **Ø No Drilling Required For Installation.**
Receiver Manufacturer: RH - Rigid Hitch, DT - Draw-Tite, RE - Reese, CM - Curt Manufacturing, BW - B&W.
Electrical Codes
S - 2-Wire System C - 3-Wire System, Tail Light Converter Required K - Custom Wiring Kit Available, See Pages 63-86
P - Powered Converter Recommended E - Powered Converter Required, See Page 144 D - See Dealer for Wiring Kit U - Unknown

FORD

Class III-V

Receiver Size - 2" x 2" or 2 1/2" x 2 1/2"

GTW 3,500 to 14,000 lbs

Applications			Elec	Various Brands				
Model	Style	Year		Part Number	List Price	WD	WC	Mfr
Expedition	All	1997-02	S,K	41527 Ø (GP)	531.95	10,000	5,000	DT
Explorer Not Sport Trac - See Below	All	2020-22	CEK	76320 Ø (GP,JR,KH,SV,X)	449.95	N/A	6,000	DT
	All	2011-19	E,K	R3-0474 Ø (L,TW)	258.95	5,000	4,000	RH
				CM-13386 Ø (L,TW)	313.95	5,000	4,000	CM
				76034 Ø (HM,JR,L,TW)	367.95	5,000	4,500	DT
	with Factory 1 1/4" Receiver	2006-10	C	75437 Ø (HM,KL)	516.95	8,000	5,000	DT
	4 Door Only	2002-05	S,K	75132 Ø (HM)	578.95	8,000	5,000	DT
	2 Door Only	2001-03	S,K	75083 Ø (HM,JF)	473.95	6,000	5,000	DT
75096 Ø (HM)				449.95	7,500	5,000	DT	
Explorer Sport Trac	All	2001-05	S,K	75112 Ø (CS)	491.95	6,000	5,000	DT
Five Hundred	All	2005-07	S,K	75299 Ø (JR)	542.95	4,000	3,500	DT
Flex	with Eco-Boost	2009-20	S,K	75679 Ø (HM,JR)	562.95	4,000	4,000	DT
	without Eco-Boost	2009-20	S,K	CM-13551 (HM,QW)	357.95	N/A	5,000	CM
				75679 Ø (HM,JR)	562.95	4,000	4,000	DT
Freestar	All	2004-07	E,K	75158 (GP,JR)	562.95	5,000	3,500	DT
Freestyle	All	2005-07	S,K	75299 Ø (JR)	542.95	4,000	3,500	DT
Maverick	All	2022	S,E	76557 Ø (GP,JR,SV)	434.95	4,500	4,500	DT
Mustang Mach-E	All	2021-22	C,E	76460 Ø	542.95	N/A	3,500	DT
Ranger	All	2019-22	S	R3-0480 Ø	250.95	8,000	7,000	RH
				76275 Ø (CP,J)	360.95	8,000	7,500	DT
	All	2000-11 1993-99	S,K C,K	R3-0471	246.95	6,000	4,000	RH
				75082 (GP,SV,V)	394.95	6,000	4,000	DT
Taurus	4 Door Sedan	2010-19	S,K	75670 (GP,JR)	562.95	4,000	4,000	DT
	Including "X"	2008-09	S,K	75299 Ø (JR)	542.95	4,000	3,500	DT
Transit	150 / 250 / 350	2015-22	SEK	CM-13193 Ø (*)	346.95	8,000	6,000	CM
				75912 Ø (HM)	450.95	8,000	5,000	DT
Transit Connect	All	2014-22	E,K	75852 Ø (HM)	461.95	4,000	3,500	DT
	All	2010-13	E,K	75678 Ø	464.95	4,000	3,500	DT

Notes:

(*) CM-13193 will not fit cab, chassis or cutaway models

CS - Will fit with full-size spare tire stowed under vehicle.

GP - Hitch crosstube concealed behind bumper.

HM - Hitch crosstube is visible beneath bumper.

J - Under vehicle spare tire stowage is retained.

JR - Exhaust must be temporarily lowered for installation.

KH- Minor heat shield modification may be required.

KL - Hitch is designed to attach beneath the OEM hitch.

L - Exhaust repositioning required.

QW - Will not fit vehicles with dual exhaust.

SV - Trimming or removal of under body appearance panel may be required.

TW - Receiver hitch may limit hands-free liftgate sensor range.

V- For vehicles with factory installed step bumpers only.

X - Minor fascia trimming required.

Special Order Item Expect Longer Lead Time **Ø No Drilling Required For Installation.**
Receiver Manufacturer: RH - Rigid Hitch, DT - Draw-Tite, RE - Reese, CM - Curt Manufacturing, BW - B&W.
Electrical Codes

S - 2-Wire System **C** - 3-Wire System, Tail Light Converter Required **K** - Custom Wiring Kit Available, See Pages 63-86
P - Powered Converter Recommended **E** - Powered Converter Required, See Page 144 **D** - See Dealer for Wiring Kit **U** - Unknown

FORD

Class III-V

Receiver Size - 2" x 2" or 2 1/2" x 2 1/2"

GTW 3,500 to 14,000 lbs

Applications		Elec	Various Brands				
Mode & Style	Year		Part Number	List Price	WD	WC	Mfr
F-150 Regular, Super Cab & Supercrew Pickup Full-Size	2015-22	S	41954	596.95	14,000	11,000	DT
			CM-14021	491.95	12,000	10,000	CM
			75216 Ø (JL)	521.95	12,000	6,000	DT
			76136 Ø (CP,FP,GP)	416.95	10,000	6,000	DT
			CM-13475 Ø (CP)	377.95	10,000	6,000	CM
			75938 Ø (JL)	409.95	8,000	6,000	DT
F-150 All Styles	2009-14	S	75691 Ø (CP,GP)	345.95	12,000	6,000	DT
F-150 All Styles	2006-08	S	41933 Ø (@,CP,HM)	553.95	12,000	10,000	DT
			75506 Ø (CP,HM)	492.95	10,000	6,000	DT
F-150 All Styles	2004-05	S	41549 Ø (HM,KM,VB)	642.95	10,000	6,000	DT
			75156 Ø (HM,KM,VB)	601.95	8,000	6,000	DT
Supercrew Pickup Full-Size 4 Door with 5 Foot Bed	2001-03	S,K	41920 (@,GP)	596.95	13,000	10,000	DT
			CM-14355 Ø (52)	587.95	12,000	10,000	CM
			75740 Ø (FP,HM)	461.95	10,000	6,000	DT
Light Duty F-150 & F-250 Pickup Full-Size 2004 F-150 Heritage	1997-04	S,K	41920 (@,GP)	596.95	13,000	10,000	DT
			CM-14355 Ø	587.95	12,000	10,000	CM
			75740 Ø (FP,HM)	461.95	10,000	6,000	DT
Light Duty F-150 & F-250 2004 F-150 Heritage	1997-04	S,K	41920 (@,GP)	596.95	13,000	10,000	DT
			CM-14355 Ø (&)	587.95	12,000	10,000	CM
			75740 Ø (FP,HM)	461.95	10,000	6,000	DT
Super Duty F-250 & F-350 Not Cab & Chassis	2017-22	C	◆ CM-15802 Ø (CP,JL)	901.95	20,000	20,000	CM
			◆ 45508 Ø (#,CS,EF,LT,M)	920.95	18,000	18,000	DT
			◆ 41931 Ø (@,EB,HM)	688.95	15,000	12,000	DT
	2008-16	S	◆ 45508 Ø (#,CS,EF,LT,M)	920.95	18,000	18,000	DT
			◆ 41931 Ø (@,EB,HM)	688.95	15,000	12,000	DT
			CM-14355 Ø (&)	587.95	12,000	10,000	CM
1999-07	S,K	◆ 45508 Ø (#,CS,EF,LT,M)	920.95	18,000	18,000	DT	
		◆ 41931 Ø (@,EB,HM)	688.95	15,000	12,000	DT	
		CM-14355 Ø (&)	587.95	12,000	10,000	CM	
F-450 Pickup Not Cab & Chassis	2017-22	C	◆ CM-15802 Ø (#)	901.95	20,000	20,000	CM
	2008-16	S	◆ 45508 Ø (#,CP) CM-14355 Ø (&)	920.95 587.95	18,000 12,000	18,000 10,000	DT CM
Heavy Duty F-250 & F-350 Old Body Style with 37" Frame	1997	S,K	HDRH25122 (&)	315.95	16,000	16,000	BW
			45502 (#)	660.95	14,000	12,000	DT
			41904 (@,GP,HD)	571.95	12,000	10,000	DT
			41004	404.95	10,000	6,000	DT
			75038	441.95	8,000	5,000	DT
All 2 & 4 WD with 37" Frame	1980-96	S,K	HDRH25122 (&)	315.95	16,000	16,000	BW
			45502 (#)	660.95	14,000	12,000	DT
			41904 (@,HD)	571.95	12,000	10,000	DT
			41004	404.95	10,000	6,000	DT
	75038	441.95	8,000	5,000	DT		
1973-79	S,K	75038	441.95	8,000	5,000	DT	
F-250 & F-350 with 34" Frame	1973-79	S,K	41001	473.95	10,000	6,000	DT
			75034	473.95	8,000	5,000	DT

◆ Shipping charges apply
 & - Heavy duty receivers require heavy duty ball mounts (page 62)
 @ - Ultra Frame ball mount must be used to achieve maximum weight carrying rating.
 # - Titan hitches require use of a 2-1/2" shank Titan ball mount.
 CP - Fits all models without factory installed receiver.
 EB - Factory electrical bracket will NOT fit with this hitch.
 EF - Fits all models with standard bumpers.
 FP - Spare tire repositioning and/or modification of spare tire carrier may be required.

GP - Hitch crosscube concealed behind bumper.
 HD - Will not fit 6 ft. bed pickups except 6 ft. Super Cab.
 HM - Hitch crosscube is visible beneath bumper.
 JL - Installation requires OEM bumper and brackets.
 KM - Does not work with models originally equipped with OEM hitch.
 LT - Requires removal of factory hitch if equipped.
 M - Will fit with heavy-duty suspension.
 TA - Trunk access required for hitch installation.
 TW - Receiver hitch may limit hands-free liftgate sensor range.

VB - Will not fit vehicles with vibration damper installed at rear of frame on drivers side.

Special Order Item Expect Longer Lead Time **Ø No Drilling Required For Installation.**
Receiver Manufacturer: RH - Rigid Hitch, DT - Draw-Tite, RE - Reese, CM - Curt Manufacturing, BW - B&W.
Electrical Codes
S - 2-Wire System C - 3-Wire System, Tail Light Converter Required K - Custom Wiring Kit Available, See Pages 63-86
P - Powered Converter Recommended E - Powered Converter Required, See Page 144 D - See Dealer for Wiring Kit U - Unknown

Applications		Various Brands					
Mode & Style	Year	Elec	Part Number	List Price	WD	WC	Mfr
FORD							
Receiver Size - 2" x 2" or 2 1/2" x 2 1/2"							
Class III-V GTW 3,500 to 14,000 lbs							
Cab & Chassis with 34" Frame							
F-350 Cab & Chassis	1999-19	S	41947 (@) 41943 (@)	788.95 939.95	16,000 16,000	15,000 16,000	DT DT
F-450 & F-550 Cab & Chassis	1999-21	S	45516 (#) 41947 (@) 41943 (@) 41547	862.95 788.95 939.95 442.95	14,000 16,000 16,000 12,000	12,000 15,000 16,000 7,500	DT DT DT DT
Super Duty 161" Wheelbase	1989-97		41504 (FP,K,M) 40050 (M)	473.95 444.95	10,000 10,000	5,000 6,000	DT DT
Pickups with Deep Drop Step Bumpers							
Super Duty F-250 & 350 (37" Frame & 10" Drop Bumper)	1999-04	S,K	45514 Ø (#)	589.95	14,000	12,000	DT
All	1973-96	S,K	41504 (FP,M)	473.95	10,000	5,000	DT
Multi-Fit Receivers for Pickups							
All	1980-96	S,K	40050 (M)	444.95	10,000	6,000	DT

Applications		Various Brands						
Model	Style	Year	Elec	Part Number	List Price	WD	WC	Mfr
FREIGHTLINER								
Receiver Size - 2" x 2" or 2 1/2" x 2 1/2"								
Class III-V GTW 3,500 to 14,000 lbs								
Sprinter	with Standard Bumper	2007-21	C,E	CM-13388 (*,**)	525.95	10,000	6,000	CM
	with Step Bumper	2007-13	C,E	75601 Ø (HM)	578.95	7,500	5,000	DT
	144" & 170" Wheelbase (Standard Bumper Only - No Step Bumper)	2007-14	C,E	75549 Ø (HM,UL)	570.95	7,500	6,000	DT
	Cab & Chassis (170" Wheelbase Models Only)	2007-11	C,E	CM-13275 (*)	468.95	10,000	6,000	CM
	No 140" Dually	2003-06	C,E	CM-13250 (FP)	468.95	10,000	6,000	CM
	140" Dually	2003-06	C,E	CM-13265	596.95	10,000	6,000	CM
GENESIS								
Receiver Size - 2" x 2" or 2 1/2" x 2 1/2"								
Class III-V GTW 3,500 to 14,000 lbs								
GV80	All	2021-22	S,E	76513 (GP,JR,TW)	555.95	6,000	6,000	DT

Notes:

(*) CM-13388 & CM-13275 - Will not fit vehicle frame measures 30 3/8" outside of frame to outside of frame
 (**) CM-13388 -2013 & later models have a Multiplexed wiring system. ModuLite® HD Plus (119190) or Ultra (119192) required.

- @ - Ultra Frame ball mount must be used to achieve maximum weight carrying rating.
- FP - Spare tire repositioning and/or modification of spare tire carrier may be required.
- GP - Hitch cross-tube concealed behind bumper.
- HM - Hitch cross-tube is visible beneath bumper.
- JR - Exhaust must be temporarily lowered for installation.
- M - Will fit with heavy-duty suspension.
- TW - Receiver hitch may limit hands-free liftgate sensor range.
- UL - This hitch will not fit a Sprinter single or dual rear-wheel vehicle with a 30-3/8 in. wide frame measured outside of frame to outside of frame.

Special Order Item Expect Longer Lead Time **Ø No Drilling Required For Installation.**
Receiver Manufacturer: RH - Rigid Hitch, DT - Draw-Tite, RE - Reese, CM - Curt Manufacturing, BW - B&W.
Electrical Codes
S - 2-Wire System C - 3-Wire System, Tail Light Converter Required K - Custom Wiring Kit Available, See Pages 63-86
P - Powered Converter Recommended E - Powered Converter Required, See Page 144 D - See Dealer for Wiring Kit U - Unknown

HONDA

Receiver Size - 1 1/4" X 1 1/4"

Class I - Bike Carrier Capacity

GTW 2,000 lbs - TW 200 lbs

Applications			Elec	Various Brands		
Model	Style	Year		Part Number	List Price	Mfr
Accord	All	2018-22	C,E	24972 Ø (AA,DU,GP,TA)	430.95	DT
	2 & 4 Door	2008-17	CPK	RT-509 Ø (KH)	241.95	RH
Civic	All Except with Center Exhaust	2016-22	CEK	24954 (DU,GP,TA,X)	422.95	DT
	2 & 4 Door	2006-15	CPK	RT-504 Ø (Includes Si & Hybrid Models)	247.95	RH
Crosstour	All	2010-15	CEK	24852 Ø (HM,JR,KH)	477.95	DT
CR-V	All	2007-11	C,K	RT-382	180.95	RH
Fit	All	2015-20	C	24920 Ø (HM,JR)	374.95	DT
	All	2009-13	C,K	24826 Ø (HM)	393.95	DT
	Including Sport	2007-08	C,K	24776 Ø (HM)	363.95	DT
HR-V	All	2016-22	CEK	24932 Ø (GP,JR,SV)	431.95	DT

HONDA

Receiver Size - 1 1/4" X 1 1/4"

Class II - Bike Carrier Capacity

GTW 3,500 lbs - TW 300 lbs

Applications			Elec	Various Brands		
Model	Style	Year		Part Number	List Price	Mfr
CR-V	All Except Hybrid	2017-22	CEK	36597 Ø (HM,JR,TW)	393.95	DT
	All	2012-16	CEK	36520 Ø (HM,JR,SV)	346.95	DT
Odyssey	All	2018-22	CEK	🔧 36633 Ø (TW)	436.95	DT
	All	1999-17	C,K	R2-0378	308.95	RH
				36417 Ø (HM,JR)	464.95	DT

Notes:

All receiver-type Class I and Class II hitches include hitch bar, pin, clip & plastic cover.

AA - Requires temporary removal of bumper during installation.

DU - Fascia removal required.

GP - Hitch crosstube concealed behind bumper.

HM - Hitch crosstube is visible beneath bumper.

JR - Exhaust must be temporarily lowered for installation.

KH - Minor heat shield modification may be required.

SV - Trimming or removal of under body appearance panel may be required.

TA - Trunk access required for hitch installation.

TW - Receiver hitch may limit hands-free liftgate sensor range.

TZ - Requires replacement of the impact structure with hitch.

X - Minor fascia trimming required.

🔧 Special Order Item Expect Longer Lead Time

Ø No Drilling Required For Installation.

Receiver Manufacturer: RH - Rigid Hitch, DT - Draw-Tite, RE - Reese, CM - Curt Manufacturing, BW - B&W.

Electrical Codes

S - 2-Wire System C - 3-Wire System, Tail Light Converter Required K - Custom Wiring Kit Available, See Pages 63-86

P - Powered Converter Recommended E - Powered Converter Required, See Page 144 D - See Dealer for Wiring Kit U - Unknown

HONDA

Receiver Size - 2" x 2" or 2 1/2" x 2 1/2"

Class III-V

GTW 3,500 to 14,000 lbs

Applications			Elec	Various Brands				
Model	Style	Year		Part Number	List Price	WD	WC	Mfr
CR-V	All Except with Hands-Free Liftgate Sensor	2017-22	CEK	76342 (EP,GP,JR,X)	287.95	N/A	3,500	DT
	All Except Hybrid	2017-22	CEK	R3-0520 Ø (TW)	222.95	N/A	4,500	RH
				76128 Ø (HM,JR,TW)	319.95	N/A	4,500	DT
	All	2012-16	CEK	R3-0508 Ø (SV)	267.95	N/A	3,500	RH
				CM-13119 Ø (SV)	290.95	N/A	3,500	CM
				75742 Ø (HM,JR,SV)	335.95	N/A	4,500	DT
	All	2007-11	C,K	R3-0382	265.95	N/A	3,500	
75547 Ø (HM,JR)				473.95	N/A	4,500	DT	
All	2002-06	C,K	75690 Ø (BY,HM,JR)	464.95	N/A	3,500	DT	
Element	All	2003-11	CEK	75659 Ø	522.95	N/A	3,500	DT
Odyssey	All	2018-22	C,E	76170 Ø(DU,GP,TA,TW,X)	431.95	N/A	3,500	DT
				76171 Ø (TW)	413.95	5,000	4,500	DT
	All	1999-17	C,K	R3-0378	211.95	5,000	3,500	RH
				CM-13068 Ø	330.95	5,000	3,500	CM
			75270 Ø (HM,JR)	386.95	5,000	3,500	DT	
Passport	All	2019-22	CEK	76290 Ø (GP)	531.95	8,000	6,000	DT
	Spare On Door	1998-02	C,K	75092 Ø (GP)	319.95	5,000	3,500	DT
	Spare Under	1998-02	C,K	75093 Ø	442.95	5,000	3,500	DT
Pilot	All	2016-22	C,K	75225 Ø (GP,TA)	500.95	8,000	6,000	DT
	All	2003-08	C,K	R3-0389 Ø	281.95	5,000	3,500	RH
				75599 Ø (CS,GP,JR)	449.95	5,000	3,500	DT
Ridgeline	All	2006-14	C,K	75280 Ø (HM,JR)	522.95	7,500	5,000	DT

HUMMER

Receiver Size - 2" x 2" or 2 1/2" x 2 1/2"

Class III-V

GTW 3,500 to 14,000 lbs

Applications			Elec	Various Brands				
Model	Style	Year		Part Number	List Price	WD	WC	Mfr
H3	All	2006-10	S	75382 Ø	547.95	5,000	5,000	DT

Notes:

All receiver-type Class I and Class II hitches include hitch bar, pin, clip & plastic cover.

BY - Minor repositioning of muffler required.
 CS - Will fit with full-size spare tire stowed under vehicle.
 DU - Fascia removal required.
 EP - Fascia trimming may be required.
 GP - Hitch crosstube concealed behind bumper.
 HM - Hitch crosstube is visible beneath bumper.

J - Under vehicle spare tire stowage is retained.
 JR - Exhaust must be temporarily lowered for installation.
 SV - Trimming or removal of under body appearance panel may be required.
 TA - Trunk access required for hitch installation.

TW - Receiver hitch may limit hands-free liftgate sensor range
 X - Minor fascia trimming required.

Special Order Item Expect Longer Lead Time **Ø No Drilling Required For Installation.**
 Receiver Manufacturer: RH - Rigid Hitch, DT - Draw-Tite, RE - Reese, CM - Curt Manufacturing, BW - B&W.

Electrical Codes

S - 2-Wire System C - 3-Wire System, Tail Light Converter Required K - Custom Wiring Kit Available, See Pages 63-86
 P - Powered Converter Recommended E - Powered Converter Required, See Page 144 D - See Dealer for Wiring Kit U - Unknown

Applications			Elec	Various Brands		
Model	Style	Year		Part Number	List Price	Mfr
Accent	4 Door Sedan	2012-21	E,K	24884 Ø (HM,JR)	469.95	DT
	5 Door Hatchback	2012-17	E,K	24884 Ø (HM)	469.95	DT
	4 Door Sedan	2006-11	C	🔌 24760 Ø (GP)	490.95	DT
	3 Door Hatchback	2007-11	C	🔌 24795 Ø (GP,JR)	449.95	DT
	All	2000-05	C	24736 Ø (GP)	236.95	DT
Elantra	Except N Line	2021-22	C,E	24999 (GP,JR,X)	422.95	DT
	Except GT & Sport	2018-20	C,E	24964 Ø (HM)	411.95	DT
	GT Except Korean Mfg.	2013-20	C,E	🔌 24905 Ø (HM)	430.95	DT
	All 4 Door	2017-20	CEK	24939 Ø (EPJR,GP,KH)	410.95	DT
	GT Except Sport	2018	C,E	🔌 24970 Ø (HM)	430.95	DT
	2 Door	2013-14	CEK	24902 Ø (HM,SV)	352.95	DT
	4 Door	2011-16	CEK	24902 Ø (HM,SV)	352.95	DT
	4 Door Sedan	2007-10	C,K	🔌 24795 Ø (GP,JR,X)	449.95	DT
	5 Door Touring	2009-12	C,K	24844 Ø (GP,JR)	328.95	DT
	All	2001-06	C	🔌 24703 Ø (HM)	494.95	DT
Kona	All	2018-22	C,E	CM-115293 Ø	494.95	CM
Sonata	All	2020-21	S,E	24993 Ø (HM,JR)	449.95	DT
	All	2011-19	CEK	24965 Ø (HM,JR,KH,SV)	403.95	DT
	All	2006-10	C,K	24757 Ø (HM)	422.95	DT
Tiburon	All	2003-08	C	24726 (HM,TA)	254.95	DT
Venue	All	2020-21	C,K	24992 Ø (EP,HM,JR,X)	497.95	DT

Notes:

All receiver-type Class I and Class II hitches include hitch bar, pin, clip & plastic cover.

AA - Requires temporary removal of bumper during installation.

DU - Fascia removal required.

EP - Fascia trimming may be required.

GP - Hitch crosstube concealed behind bumper.

HM - Hitch crosstube is visible beneath bumper.

JR - Exhaust must be temporarily lowered for installation.

KH- Minor heat shield modification may be required.

SV - Trimming or removal of under body appearance panel may be required.

TA - Trunk access required for hitch installation.

X - Minor fascia trimming required.

🔌 **Special Order Item Expect Longer Lead Time** Ø **No Drilling Required For Installation.**
Receiver Manufacturer: RH - Rigid Hitch, DT - Draw-Tite, RE - Reese, CM - Curt Manufacturing, BW - B&W.
Electrical Codes
S - 2-Wire System C - 3-Wire System, Tail Light Converter Required K - Custom Wiring Kit Available, See Pages 63-86
P - Powered Converter Recommended E - Powered Converter Required, See Page 144 D - See Dealer for Wiring Kit U - Unknown

HYUNDAI

Receiver Size - 1 ¼" X 1 ¼"

Class II - Bike Carrier Capacity

GTW 3,500 lbs - TW 300 lbs

Applications				Various Brands		
Model	Style	Year	Elec	Part Number	List Price	Mfr
Azera	All	2012-17	CEK	36544 (HM,JR)	289.95	DT
Genesis	4 Door Sedan	2009-14	E,K	36486 (HM,JR,KH)	467.95	DT
Santa Fe	All	2019-20	U	37132 Ø (HM,JR,TA)	450.95	DT
	Sport 5 Pass	2013-18	CEK	36536 Ø (HM,J,JR,SV)	439.95	DT
	All	2010-12	C,K	36511 Ø (HM)	454.95	DT
Tucson	All	2016-21	CEK	36572 Ø (GP,JR)	436.95	DT
	All	2010-15	CEK	36510 Ø (GP,JR)	393.95	DT
	All	2005-09	C,K	36363 Ø (GP,JR)	490.95	DT

HYUNDAI

Receiver Size - 2" x 2" or 2 ½" x 2 ½"

Class III-V

GTW 3,500 to 14,000 lbs

Applications				Various Brands				
Model	Style	Year	Elec	Part Number	List Price	WD	WC	Mfr
Entourage	All	2007-09	C,K	CM-13345 Ø	468.95	4,000	3,500	CM
				75421 Ø (HM,JR)	562.95	4,000	3,500	DT
Palisade	All	2020-22	CEK	76420 Ø (JR, X)	507.95	6,000	5,000	DT
Santa Cruz	All	2022	C,E	76555 Ø (JR)	389.95	N/A	5,000	DT
Santa Fe	All	2021-22	C,E	76398 Ø (HM,JR)	461.95	N/A	3,500	DT
	All Except XL	2019-20	CEK	75908 Ø (HM,JR,TA)	491.95	N/A	5,000	DT
	6/7 Passenger	2013-18	CEK	75776 Ø (FP,GP,J)	464.95	7,500	5,000	DT
	Sport 5 Pass	2013-18	CEK	75772 Ø (HM,J,JR,SV)	431.95	5,250	3,500	DT
	All	2010-12	C,K	R3-0394 Ø	311.95	5,000	3,500	RH
				75684 Ø (HM)	404.95	5,000	3,500	DT
	All	2007-09	C,K	75471 Ø	542.95	N/A	3,500	DT
All	2001-06	C,K	41543 Ø (GP,JR)	404.95	N/A	3,500	DT	
Tucson	All Except Night Vision	2022	C,E	76509 Ø (GP, SV)	491.95	3,500	3,500	DT
	All Except Night Vision	2019-21	CEK	75836 Ø	431.95	5,250	3,500	DT
	All	2016-18	CEK	75836 Ø	431.95	5,250	3,500	DT
	All	2010-15	CEK	75717 Ø (GP,JR)	385.95	5,250	3,500	DT
	All	2005-09	C,K	CM-13526 Ø	377.95	N/A	3,500	CM
75561 Ø (GP,JR)				442.95	N/A	3,500	DT	
Veracruz	All	2007-12	C,K	75532 Ø (HM,JR)	629.95	5,000	5,000	DT

Notes:

All receiver-type Class I and Class II hitches include hitch bar, pin, clip & plastic cover.

BTT - Shared Brake/Tail/Turn multiplexed wiring system. ModuLite® HD Plus or Ultra required.
 FP - Spare tire repositioning and/or modification of spare tire carrier may be required.
 GP - Hitch crosstube concealed behind bumper.
 HM - Hitch crosstube is visible beneath bumper.
 J - Under vehicle spare tire stowage is retained.
 JR - Exhaust must be temporarily lowered for installation.

KH - Minor heat shield modification may be required.
 SV - Trimming or removal of under body appearance panel may be required.
 TA - Trunk access required for hitch installation.
 X - Minor fascia trimming required.

Special Order Item Expect Longer Lead Time Ø No Drilling Required For Installation.
 Receiver Manufacturer: RH - Rigid Hitch, DT - Draw-Tite, RE - Reese, CM - Curt Manufacturing, BW - B&W.
 Electrical Codes

S - 2-Wire System C - 3-Wire System, Tail Light Converter Required K - Custom Wiring Kit Available, See Pages 63-86
 P - Powered Converter Recommended E - Powered Converter Required, See Page 144 D - See Dealer for Wiring Kit U - Unknown

Applications			Elec	Various Brands		
Model	Style	Year		Part Number	List Price	Mfr
G35 & G37	4 Door Sedan	2007-13	E,K	24831 (EP,GP)	277.95	DT
I-30 & I-35	All	1996-04	C,P	24686 (GP,TA)	319.95	DT
Q50	All	2014-22	E,K	24931 (GP,JR)	440.95	DT

Applications			Elec	Various Brands				
Model	Style	Year		Part Number	List Price	WD	WC	Mfr
FX35	All	2009-12	CEK	75778 Ø	507.95	N/A	4,000	DT
FX37	All	2013	CEK	75778 (HM)	507.95	N/A	4,000	DT
FX50	All	2009-13	CEK	75778 (HM)	507.95	N/A	4,000	DT
JX35	All	2013	C,E	76031 Ø (HM)	404.95	6,000	6,000	DT
QX4	All	1997-03	C,K	75077 Ø	473.95	5,500	5,000	DT
QX30	All Except Sport	2017-19	CEK	75223 Ø (GP,JR,KH,TA)	491.95	N/A	3,500	DT
QX50	All	2019-21	CEK	76240 Ø	487.95	N/A	4,000	DT
QX56	All	2004-10	S	75741 Ø (HM)	507.95	10,000	6,000	DT
QX60	All	2014-20	C,K	76031 Ø (HM)	404.95	6,000	6,000	DT
QX70	All	2014-17	C,E	75778 (HM)	507.95	N/A	4,000	DT

Notes:

All receiver-type Class I and Class II hitches include hitch bar, pin, clip & plastic cover.

- EP - Fascia trimming may be required.
- GP - Hitch crosstube concealed behind bumper.
- HM - Hitch crosstube is visible beneath bumper.
- JR - Exhaust must be temporarily lowered for installation.
- KH- Minor heat shield modification may be required.
- TA - Trunk access required for hitch installation.

<p>Special Order Item Expect Longer Lead Time Ø No Drilling Required For Installation. Receiver Manufacturer: RH - Rigid Hitch, DT - Draw-Tite, RE - Reese, CM - Curt Manufacturing, BW - B&W. Electrical Codes S - 2-Wire System C - 3-Wire System, Tail Light Converter Required K - Custom Wiring Kit Available, See Pages 63-86 P - Powered Converter Recommended E - Powered Converter Required, See Page 144 D - See Dealer for Wiring Kit U - Unknown</p>

ISUZU

Receiver Size - 2" x 2" or 2 1/2" x 2 1/2"

Class III-V

GTW 3,500 to 14,000 lbs

Applications			Elec	Various Brands				
Model	Style	Year		Part Number	List Price	WD	WC	Mfr
Axiom	All	2002-03	C	75093	442.95	5,000	3,500	DT
Hombre' Pickup	with Step Bumper	1998-00	S,K	75085 Ø (GP)	467.95	6,000	3,500	DT
	with Step Bumper	1996-97	S,K	75051 Ø (GP,GU)	473.95	6,000	3,500	DT
i-Pickups	All	2006-08	C,K	R3-0871 Ø	208.95	7,500	6,000	RH
				75607 Ø (GP)	441.95	7,500	6,000	DT
Rodeo	Spare On Door	1998-01	C,K	75092 Ø (GP)	319.95	5,000	3,500	DT
	Spare Under	1998-04	C,K	75093 Ø	442.95	5,000	3,500	DT
	All	1991-97	C,K	75049 Ø (GP)	259.95	5,000	3,500	DT

JAGUAR

Receiver Size - 2" x 2" or 2 1/2" x 2 1/2"

Class III-V

GTW 3,500 to 14,000 lbs

Applications			Elec	Various Brands				
Model	Style	Year		Part Number	List Price	WD	WC	Mfr
E-Pace	All	2018-22	SEK	76330 Ø (DU,EP,GP)	464.95	N/A	3,500	DT
F-Pace	All	2017-22	SEK	76026 Ø (AA,DU,GP,SV,TA,TZ)	500.95	N/A	6,000	DT

Notes:

All receiver-type Class I and Class II hitches include hitch bar, pin, clip & plastic cover.

AA - Requires temporary removal of bumper during installation.

DU - Fascia removal required.

EP - Fascia trimming may be required.

GP - Hitch crosstube concealed behind bumper.

GU - Will not fit vehicles with factory or aftermarket lower Fascia/Rollpan or Tube Bumper.

HM - Hitch crosstube is visible beneath bumper.

SV - Trimming or removal of under body appearance panel may be required.

TA - Trunk access required for hitch installation.

TZ - Requires replacement of the impact structure with hitch.

⚠ Special Order Item Expect Longer Lead Time Ø No Drilling Required For Installation.
 Receiver Manufacturer: RH - Rigid Hitch, DT - Draw-Tite, RE - Reese, CM - Curt Manufacturing, BW - B&W.
 Electrical Codes

S - 2-Wire System C - 3-Wire System, Tail Light Converter Required K - Custom Wiring Kit Available, See Pages 63-86
 P - Powered Converter Recommended E - Powered Converter Required, See Page 144 D - See Dealer for Wiring Kit U - Unknown

JEEP				Receiver Size - 1 1/4" X 1 1/4"			
Class II - Bike Carrier Capacity				GTW 3,500 lbs - TW 300 lbs			
Applications				Various Brands			
Model	Style	Year	Elec	Part Number	List Price	Mfr	
Commander	All	2006-10	E,K	36362 Ø (GP)	346.95	DT	
Compass	New Body Style	2017-22	SEK	36598 Ø (HM,JR,KH)	430.95	DT	
	All (2017 Old Body Style - See Footnote EP)	2007-17	CEK	36423 Ø (GP,EP)	403.95	DT	
Grand Cherokee	All Except SRT-8	2005-10	E,K	36362 Ø (AI,GP)	346.95	DT	
	All	1999-04	E,K	36276 Ø (HM)	491.95	DT	
Liberty	All	2008-12	C,K	36451 Ø (HM)	477.95	DT	
	All	2002-07	CPK	R2-0160 Ø	308.95	RH	
Patriot	All	2007-17	CPK	36423 Ø (EP,GP)	403.95	DT	
Renegade	All	2015-22	(BTT)	36587 (HM)	439.95	DT	


JEEP				Receiver Size - 2" x 2" or 2 1/2" x 2 1/2"				
Class III-V				GTW 3,500 to 14,000 lbs				
Applications				Various Brands				
Model	Style	Year	Elec	Part Number	List Price	WD	WC	Mfr
Cherokee	All	2014-22	E,K	75998 Ø (EP,GP)	442.95	5,000	5,000	DT
	Trailhawk	2014-22	S,E	76392 Ø (DU,GP,TZ)	515.95	4,500	4,500	DT
	Trailhawk	2014-18	E,K	75838 Ø (HM)	487.95	6,000	5,000	DT
	All	1984-01	C,K	75054 (GP)	442.95	5,500	3,500	DT
Commander	All	2006-10	E,K	R3-0122 Ø	227.95	5,500	5,000	RH
				75338 Ø	347.95	7,500	5,000	DT

Jeep Class III-V Continued on the Next Page

Notes:

All receiver-type Class I and Class II hitches include hitch bar, pin, clip & plastic cover.

- AI - Additional installation time may be required.
- DU - Fascia removal required.
- EP - Fascia trimming may be required.
- GP - Hitch crosstube concealed behind bumper.
- HM - Hitch crosstube is visible beneath bumper.
- JR - Exhaust must be temporarily lowered for installation.
- KH- Minor heat shield modification may be required.
- TZ - Requires replacement of the impact structure with hitch.

 **Special Order Item Expect Longer Lead Time** **Ø No Drilling Required For Installation.**
Receiver Manufacturer: RH - Rigid Hitch, DT - Draw-Tite, RE - Reese, CM - Curt Manufacturing, BW - B&W.
Electrical Codes
S - 2-Wire System C - 3-Wire System, Tail Light Converter Required K - Custom Wiring Kit Available, See Pages 63-86
P - Powered Converter Recommended E - Powered Converter Required, See Page 144 D - See Dealer for Wiring Kit U - Unknown

JEEP

Receiver Size - 2" x 2" or 2 1/2" x 2 1/2"

Class III-V

GTW 3,500 to 14,000 lbs

Applications			Elec	Various Brands				
Model	Style	Year		Part Number	List Price	WD	WC	Mfr
Compass	New Body Style	2017-22	SEK	76144 Ø (HM,JR,KH)	473.95	N/A	4,500	DT
	All	2007-17	CEK	R3-0121 Ø (EP,GP) 2017 Old Body Style - See Footnote EP	222.95	N/A	3,500	RH
Gladiator	All Except Rubicon	2020-22	S,E	76310 Ø (HM)	507.95	8,000	7,500	DT
Grand Cherokee	WK - Except with ECODiesel	2022	S,K	R3-0129 Ø (GP)	267.95	7,500	5,000	RH
				75699 Ø (GP)	386.95	7,500	5,000	DT
	WK - All	2022	S	CM-13182 Ø	337.95	7,500	5,000	CM
				76432 Ø (DU,GP,TZ)	419.95	7,500	7,500	DT
	All with Removable OEM Fascia Panel Only	2012-21	S	76432 Ø (DU,GP,TZ)	419.95	7,500	7,500	DT
	Except SRT, SRT8 & Trailhawk	2012-21	S,K	R3-0129 Ø	267.95	7,500	5,000	RH
				CM-13182 Ø	337.95	7,500	5,000	CM
	with ECODiesel	2014-21	S,K	75713 Ø (CS,HM)	404.95	7,500	6,000	DT
	Except with ECODiesel	2011-21	S,K	75699 Ø (GP)	386.95	7,500	5,000	DT
	All Except SRT-8	2005-10	E,K	R3-0122 Ø	227.95	5,500	5,000	RH
				75338 Ø (AI)	347.95	7,500	5,000	DT
	All	1999-04	E,K	CM-13051 Ø	381.95	6,000	5,000	CM
75139 Ø				449.95	7,500	5,000	DT	
All	1993-98	E,K	75041 Ø (GP)	442.95	7,500	5,000	DT	
Grand Cherokee L	All	2021-22	SEK	76545 Ø (DU,GP,JR,TZ)	570.95	7,500	7,500	DT
Liberty	All	2008-12	C,K	75578 Ø (HM)	491.95	7,500	5,000	DT
	All	2002-07	C,K	R3-0160 Ø	247.95	7,500	5,000	RH
75128 Ø (GP)				385.95	7,500	5,000	DT	
Patriot	All	2007-17	CPK	R3-0121 Ø	222.95	N/A	3,500	RH
Renegade	All	2015-22	(BTT)	76021 (HM,JR)	408.95	N/A	4,500	DT
Wrangler	All JL Models	2018-22	C,K	R3-0162 Ø	133.95	4,000	3,500	RH
	All JK Models	2007-18	S,K	R3-0162 Ø	133.95	4,000	3,500	RH
				CM-13432 Ø	213.95	4,000	3,500	CM
All	1997-06	S,K	75193 Ø (HM,TD)	423.95	N/A	3,500	DT	

Notes:

All receiver-type Class I and Class II hitches include hitch bar, pin, clip & plastic cover.

AI - Additional installation time may be required.
 CS - Will fit with full-size spare tire stowed under vehicle.
 DU - Fascia removal required.
 EP - Fascia trimming may be required.
 GP - Hitch crosstube concealed behind bumper.
 HM - Hitch crosstube is visible beneath bumper.
 JR - Exhaust must be temporarily lowered for installation.
 KH - Minor heat shield modification may be required.

TD - Hitches without electrical bracket are rated at 350/3500 WC & No WD. Hitch with electrical bracket rated at 400/4000 WC & No WD.
 TZ - Requires replacement of the impact structure with hitch.

Special Order Item Expect Longer Lead Time **Ø No Drilling Required For Installation.**
 Receiver Manufacturer: RH - Rigid Hitch, DT - Draw-Tite, RE - Reese, CM - Curt Manufacturing, BW - B&W.
Electrical Codes

S - 2-Wire System C - 3-Wire System, Tail Light Converter Required K - Custom Wiring Kit Available, See Pages 63-86
 P - Powered Converter Recommended E - Powered Converter Required, See Page 144 D - See Dealer for Wiring Kit U - Unknown

KIA**Class I - Bike Carrier Capacity****Receiver Size - 1 1/4" X 1 1/4"****GTW 2,000 lbs - TW 200 lbs**

Applications			Various Brands			
Model	Style	Year	Elec	Part Number	List Price	Mfr
Forte	Sedan Except without Factory Frame Weldnuts	2019-21	C,E	24990 Ø (DU,EP)	299.95	DT
	4 Door Sedan	2014-18	CEK	24903 Ø (HM)	411.95	DT
	4 Door Sedan	2010-13	C,K	24846 Ø (HM,JR)	440.95	DT
K5	All	2021-22	C,E	25001 (HM,JR,KH)	382.95	DT
Optima	All	2011-20	C,K	24965 Ø (HM,JR,KH,SV)	403.95	DT
	All	2001-06	C	24709 Ø (GP)	322.95	DT
Rio	4 Door Only	2018-19	C,E	24964 Ø (EP,GP,JR,KH)	411.95	DT
	4 Door Only	2012-17	E,K	24884 Ø (HM)	469.95	DT
	4 Door Only	2006-11	C	🔧 24760 Ø (GP)	490.95	DT
Rio 5	Hatchback	2012-16	E,K	24883 Ø (GP,JR,SV)	449.95	DT
	Hatchback	2006-11	C	🔧 24795 Ø (GP,JR,X)	449.95	DT
Rondo	All	2007-10	C,K	🔧 24797 Ø (GP,JR)	440.95	DT
Seltos	All	2021	C,E	24996 Ø (JR,SV)	495.95	DT
Soul	Except GT Turbo & EV	2020-22	C,E	24985 Ø	403.95	DT
	All Except EV	2014-19	C,K	24915 Ø (JR,X)	373.95	DT
	All	2010-13	C,K	RT-506 Ø (*)	211.95	RH
Stinger	All	2018-22	C,E	🔧 24974 Ø (DU,FE,JR,KH)	561.95	DT

KIA**Class II - Bike Carrier Capacity****Receiver Size - 1 1/4" X 1 1/4"****GTW 3,500 lbs - TW 300 lbs**

Applications			Various Brands			
Model	Style	Year	Elec	Part Number	List Price	Mfr
Cadenza	All	2014	CEK	36544 (HM,JR)	289.95	DT
Niro	Except Plug-In Hybrid	2017-22	C,E	36600 Ø (EP,GP,JR,SV)	445.95	DT
Sedona	All	2002-05	CPK	36305 (HM)	556.95	DT
Sorento	With I4 or V6 Engine	2016-20	C,E	37132 Ø (HM,JR,TA)	450.95	DT
	All	2014-15	CEK	36536 Ø (HM,J,JR,SV)	439.95	DT
	All	2011-13	CEK	36511 Ø (HM)	454.95	DT
Sportage	Except SX & SX Turbo	2017-19	C,E	36593 Ø (GP,JR,SV,X)	459.95	DT
	All	2011-16	CEK	36510 Ø (GP,JR)	393.95	DT
	All	2005-10	C,K	36363 Ø (GP,JR)	490.95	DT

Notes:

All receiver-type Class I and Class II hitches include hitch bar, pin, clip & plastic cover.

(*) RT-506 -Must remove & replace splash guards / plastic inner wheel wells during installation

DU - Fascia removal required.

EP - Fascia trimming may be required.

FE - Fascia trimming may be required. Allow additional installation time.

GP - Hitch crosstube concealed behind bumper.

HM - Hitch crosstube is visible beneath bumper.

J - Under vehicle spare tire stowage is retained.

JR - Exhaust must be temporarily lowered for installation.

KH - Minor heat shield modification may be required.

SV - Trimming or removal of under body appearance panel may be required.

TA - Trunk access required for hitch installation.

X - Minor fascia trimming required.

🔧 Special Order Item Expect Longer Lead Time

Ø No Drilling Required For Installation.

Receiver Manufacturer: RH - Rigid Hitch, DT - Draw-Tite, RE - Reese, CM - Curt Manufacturing, BW - B&W.

Electrical Codes

S - 2-Wire System C - 3-Wire System, Tail Light Converter Required K - Custom Wiring Kit Available, See Pages 63-86

P - Powered Converter Recommended E - Powered Converter Required, See Page 144 D - See Dealer for Wiring Kit U - Unknown

KIA

Class III-V

Receiver Size - 2" x 2" or 2 1/2" x 2 1/2"

GTW 3,500 to 14,000 lbs

Applications			Elec	Various Brands				
Model	Style	Year		Part Number	List Price	WD	WC	Mfr
Sedona	All	2015-21	C,E	75894 Ø (HM,JR,SV)	491.95	4,000	4,000	DT
	113.8" Short Wheelbase	2007-10	CPK	75551 (HM,JR)	369.95	4,000	3,500	DT
	118.9" Long Wheelbase	2006-14	CPK	CM-13345 Ø	468.95	4,000	3,500	CM
				75421 Ø (HM,JR)	562.95	4,000	3,500	DT
	All	2002-05	CPK	75131 (HM)	531.95	5,500	5,000	DT
Sorento	All	2021-22	C,E	76398 Ø (HM,JR)	461.95	N/A	3,500	DT
	All	2016-20	CEK	75908 Ø (HM,JR,TA)	491.95	N/A	5,000	DT
	All	2014-15	CEK	75772 Ø (HM,J,JR,SV)	431.95	5,250	3,500	DT
	All	2011-13	CEK	R3-0394 Ø	311.95	5,000	3,500	RH
				75684 Ø (HM)	404.95	5,000	3,500	DT
	All	2003-09	CPK	75516 Ø (HM)	431.95	5,000	5,000	DT
Sportage	All	2023	C,E	76509 Ø (GP,JR,SV)	491.95	N/A	3,500	DT
	Except SX & SX Turbo	2017-22	C,E	76074 Ø (GP,JR,SV)	431.95	4,500	4,500	DT
	All	2011-16	CEK	75717 Ø (GP,JR)	385.95	5,250	3,500	DT
	All	2005-10	C,K	CM-13526 Ø	377.95	N/A	3,500	CM
				75561 Ø (GP,JR)	338.95	N/A	3,500	DT
Telluride	All	2020-22	CEK	76420 Ø (JR,X)	507.95	6,000	5,000	DT

LANDROVER

Class III-V

Receiver Size - 2" x 2" or 2 1/2" x 2 1/2"

GTW 3,500 to 14,000 lbs

Applications			Elec	Various Brands				
Model	Style	Year		Part Number	List Price	WD	WC	Mfr
Evoque	All	2020-21	U	76339	400.95	N/A	4,000	DT
	Except Auto-Biography	2012-19	S,K	75227 Ø (EP,GP,KH,X)	404.95	N/A	4,500	DT
LR2	All	2008-14	E	75688 Ø (HM)	385.95	4,000	4,000	DT
Range Rover Sport	All	2015-21	S,K	75229 Ø (GP,SV)	531.95	N/A	8,000	DT
Range Rover Velar	All	2018-22	S,E	76260 Ø (JR,TZ)	542.95	N/A	6,000	DT

DU - Fascia removal required.
 EP - Fascia trimming may be required.
 FE - Fascia trimming may be required. Allow additional installation time.
 GP - Hitch crosstube concealed behind bumper.
 HM - Hitch crosstube is visible beneath bumper.
 J - Under vehicle spare tire stowage is retained.
 JR - Exhaust must be temporarily lowered for installation.

KH- Minor heat shield modification may be required.
 SV - Trimming or removal of under body appearance panel may be required.
 TA - Trunk access required for hitch installation.
 TZ - Requires replacement of the impact structure with hitch.
 X - Minor fascia trimming required.

Special Order Item Expect Longer Lead Time **Ø No Drilling Required For Installation.**
Receiver Manufacturer: RH - Rigid Hitch, DT - Draw-Tite, RE - Reese, CM - Curt Manufacturing, BW - B&W.
Electrical Codes

S - 2-Wire System C - 3-Wire System, Tail Light Converter Required K - Custom Wiring Kit Available, See Pages 63-86
P - Powered Converter Recommended E - Powered Converter Required, See Page 144 D - See Dealer for Wiring Kit U - Unknown

LEXUS			Receiver Size - 1 1/4" X 1 1/4"			
Class I - Bike Carrier Capacity			GTW 2,000 lbs - TW 200 lbs			
Applications			Various Brands			
Model	Style	Year	Elec	Part Number	List Price	Mfr
IS 250/350	All	2014-21	CEK	24923 Ø (AE, HM, KH)	430.95	DT

LEXUS			Receiver Size - 1 1/4" X 1 1/4"			
Class II - Bike Carrier Capacity			GTW 3,500 lbs - TW 300 lbs			
Applications			Various Brands			
Model	Style	Year	Elec	Part Number	List Price	Mfr
ES 300 & 330	4 Door Sedan	1997-06	CEK	36336 (HM)	502.95	DT
ES 350	Except Hybrid	2013-18	CEK	36530 (HM, JR)	459.95	DT
RX 300	All	1999-03	CEK	36271 Ø (HM)	369.95	DT

LEXUS			Receiver Size - 2" x 2" or 2 1/2" x 2 1/2"					
Class III-V			GTW 3,500 to 14,000 lbs					
Applications			Various Brands					
Model	Style	Year	Elec	Part Number	List Price	WD	WC	Mfr
GX 460	All	2010-21	C, E	75685 Ø	368.95	5,000	5,000	DT
GX 470	All	2003-09	C, E	75155 Ø (LT)	549.95	7,300	6,000	DT
LX 470	All	1998-07	C, K	75095 Ø (GP)	562.95	6,000	5,000	DT
NX 200t	All	2015-20	CEK	75956 Ø (HM, JR)	408.95	4,000	3,500	DT
RX 300	All	1999-03	CEK	41541 Ø (HM)	487.95	N/A	3,500	DT
RX 330	All	2004-06	CEK	R3-0392 Ø	311.95	4,000	3,500	RH
				75153 Ø (HM)	461.95	N/A	3,500	DT
RX 350	Except F Sport	2016-22	C, E	75540 Ø (GP, SV)	408.95	4,500	4,500	DT
	Except F Sport	2010-15	CEK	75676 Ø (GP, JR, JV)	431.95	5,000	4,000	DT
	All	2007-09	CEK	R3-0392 Ø	311.95	4,000	3,500	RH
RX 350L	All	2018-21	CEK	75153 Ø (HM)	461.95	N/A	3,500	DT
				76336 (EP, JR, X)	571.95	N/A	5,000	DT
RX 400h	All	2006-08	CEK	76439 Ø	555.95	8,000	6,000	DT
				R3-0392 Ø	311.95	4,000	3,500	RH
RX 450h	All	2016-21	C, E	75153 Ø (HM)	461.95	N/A	3,500	DT
				75540 Ø (GP, SV)	408.95	4,500	4,500	DT
RX 450h	All	2010-15	CEK	75676 Ø (GP, JR, JV)	431.95	5,000	4,000	DT

Notes:

All receiver-type Class I and Class II hitches include hitch bar, pin, clip & plastic cover.

AE - Requires temporary removal of muffler during installation.
 BM - Multiplexed wiring system. ModuLite® HD Plus or Ultra required.
 BT - Shared Brake/Tail multiplexed wiring system. ModuLite® HD Plus or Ultra required.
 BTT - Shared Brake/Tail/Turn multiplexed wiring system. ModuLite® HD Plus or Ultra required.
 EP - Fascia trimming may be required.
 FE - Fascia trimming may be required. Allow additional installation time.
 GP - Hitch crosstube concealed behind bumper.
 HM - Hitch crosstube is visible beneath bumper.

JR - Exhaust must be temporarily lowered for installation.
 JV - Rubber air deflector/fascia must be removed or trimmed to install hitch.
 KH - Minor heat shield modification may be required.
 LT - Requires removal of factory hitch if equipped.
 NZ - DO NOT use ZCI with this application. Please use other approved kit or contact dealer.
 SV - Trimming or removal of under body appearance panel may be required.
 X - Minor fascia trimming required.

<p>Special Order Item Expect Longer Lead Time</p> <p>Receiver Manufacturer: RH - Rigid Hitch, DT - Draw-Tite, RE - Reese, CM - Curt Manufacturing, BW - B&W.</p> <p>Electrical Codes</p> <p>S - 2-Wire System C - 3-Wire System, Tail Light Converter Required K - Custom Wiring Kit Available, See Pages 63-86 P - Powered Converter Recommended E - Powered Converter Required, See Page 144 D - See Dealer for Wiring Kit U - Unknown</p>	<p>Ø No Drilling Required For Installation.</p>
---	--

LINCOLN

Class I - Bike Carrier Capacity

Receiver Size - 1 1/4" X 1 1/4"

GTW 2,000 lbs - TW 200 lbs

Applications			Various Brands			
Model	Style	Year	Elec	Part Number	List Price	Mfr
MKZ	Except 3.0L Engine	2013-19	CEK	RT-476 Ø	248.95	RH
	All	2010-12	CEK	RT-472 Ø	252.95	RH
	All	2007-09	CEK	RT-462	234.95	RH
Town Car	All	1990-11	S,P	RT-438 (HA)	243.95	RH

LINCOLN

Class II - Bike Carrier Capacity

Receiver Size - 1 1/4" X 1 1/4"

GTW 3,500 lbs - TW 300 lbs

Applications			Various Brands			
Model	Style	Year	Elec	Part Number	List Price	Mfr
Continental	All	2017-20	S,E	36596 (GP,JR,KH,SV)	289.95	DT
MKS	All	2009-16	E,K	36477 Ø (GP,JR)	467.95	DT
MKX	All	2007-10	(N)	R2-0466 Ø	322.95	RH
				36447 Ø (GP,JR,KH)	478.95	DT
Town Car	All	1995-11	S,P	R2-0458 (HA)	340.95	RH
				36116 (CA,GP,HA)	491.95	DT

LINCOLN

Class III-V

Receiver Size - 2" x 2" or 2 1/2" x 2 1/2"

GTW 3,500 to 14,000 lbs

Applications			Various Brands						
Model	Style	Year	Elec	Part Number	List Price	WD	WC	Mfr	
Aviator	All	2003-05	S,K	75132 Ø (HM,KL)	578.95	8,000	5,000	DT	
Consair	All	2021-22	C,E	76449 Ø (NZ)	460.95	N/A	4,500	DT	
Mark LT	Pickup	2006-08	S	75506 Ø (CP,HM)	492.95	10,000	6,000	DT	
				41933 Ø (CP,HM)	553.95	12,000	10,000	DT	
MKC	All	2015-19	E,K	75943 Ø (GP,JR)	473.95	5,000	3,500	DT	
MKT	All	2010-20	SEK	75679 Ø (HM,JR)	562.95	4,000	4,000	DT	
MKX	All	2016-18	SEK	75234 Ø (GP,JR,SV,TA,TW)	487.95	4,500	4,500	DT	
				(N)	R3-0466 (KH)	280.95	N/A	4,000	RH
					75992 Ø (GP,JR,KM)	487.95	4,000	4,000	DT
Nautilus	All	2019-22	SEK	75234 Ø (GP,JR,SV,TA,TW)	487.95	4,500	4,500	DT	
Navigator	All	1998-02	C,K	41527 Ø (GP)	531.95	10,000	5,000	DT	
Town Car	All	1980-11	S,P	41116 (AB,CA,EO,GP,HA)	507.95	6,000	3,500	DT	
	All	1981-89	S,P	41116 (AB,CA,GP)	507.95	6,000	3,500	DT	

Notes:

All receiver-type Class I and Class II hitches include hitch bar, pin, clip & plastic cover.

AB - Requires four (4) 3/8 in. spacer blocks (#01077011) for installation. (Sold separately)
 BM - Multiplexed wiring system. ModuLite® HD Plus or Ultra required.
 BT - Shared Brake/Tail multiplexed wiring system. ModuLite® HD Plus or Ultra required.
 BTT - Shared Brake/Tail/Turn multiplexed wiring system. ModuLite® HD Plus or Ultra required.
 CA - Models with dual exhaust require exhaust modification.
 CP - Fits all models without factory installed receiver.
 EO - Requires longer ball mount.

FE - Fascia trimming may be required. Allow additional installation time.
 GP - Hitch crosstube concealed behind bumper.
 HA - External dress panel beneath 95-97 and 03-05 vehicles must be removed for hitch installation.
 HM - Hitch crosstube is visible beneath bumper.
 JR - Exhaust must be temporarily lowered for installation.
 KH - Minor heat shield modification may be required.
 KL - Hitch is designed to attach beneath the OEM hitch.
 KM - Does not work with models originally

equipped with OEM hitch.
 NZ - DO NOT use ZCI with this application. Please use other approved kit or contact dealer.
 SV - Trimming or removal of under body appearance panel may be required.
 TA - Trunk access required for hitch installation.
 TW - Receiver hitch may limit hands-free liftgate sensor range.

Special Order Item Expect Longer Lead Time **Ø No Drilling Required For Installation.**
 Receiver Manufacturer: RH - Rigid Hitch, DT - Draw-Tite, RE - Reese, CM - Curt Manufacturing, BW - B&W.
Electrical Codes

S - 2-Wire System C - 3-Wire System, Tail Light Converter Required K - Custom Wiring Kit Available, See Pages 63-86
 P - Powered Converter Recommended E - Powered Converter Required, See Page 144 D - See Dealer for Wiring Kit U - Unknown

MAZDA

Class I - Bike Carrier Capacity

Receiver Size - 1 1/4" X 1 1/4"
GTW 2,000 lbs - TW 200 lbs

Applications			Elec	Various Brands		
Model	Style	Year		Part Number	List Price	Mfr
2	All	2011-14	E,K	24869 Ø (GP,JR)	449.95	DT
3	Sedan	2019-22	CEK	24982 Ø (GP,SV)	422.95	DT
		2014-18	CEK	24912 Ø (HM,JR)	393.95	DT
		2010-13	C,K	24842 Ø (GP)	430.95	DT
	Hatchback	2019-22	CEK	24984 (GP,JR,KH,SV)	352.95	DT
		2014-18	CEK	24914 Ø (HM,JR)	394.95	DT
		2010-13	C,K	24843 Ø (GP)	299.95	DT
All	2004-09	C,K	🚧 24816 (GP)	440.95	DT	
5	All	2012-17	CEK	24874 (GP)	422.95	DT
	All	2006-10	CEK	🚧 24773 (GP)	386.95	DT
6	Sedan	2014-21	C,E	24908 Ø (HM)	430.95	DT
		2009-13	CEK	24832 (GP,JR)	430.95	DT
	Except Sport Wagon	2003-08	E,K	RT-462	234.95	RH
CX-3	All	2016-21	CEK	24933 Ø	436.95	DT
CX-30	All	2020-22	C,E	24995 (GP,JR,KH)	464.95	DT

MAZDA

Class II - Bike Carrier Capacity

Receiver Size - 1 1/4" X 1 1/4"
GTW 3,500 lbs - TW 300 lbs

Applications			Elec	Various Brands		
Model	Style	Year		Part Number	List Price	Mfr
CX-5	All Except Diesel	2017-22	E	36601 Ø (GP,JR)	411.95	DT
	All	2013-16	CEK	36601 Ø (GP,JR)	411.95	DT
CX-7	All	2007-12	CPK	🚧 36419 Ø (GP,JR)	502.95	DT
CX-9	All	2016-22	E	36772 Ø (GP,JR,SV)	421.95	DT
Tribute	All	2005-11	CEK	R2-0470	257.95	RH
				36501 (HM)	483.95	DT

MAZDA

Class III-V

Receiver Size - 2" x 2" or 2 1/2" x 2 1/2"
GTW 3,500 to 14,000 lbs

Applications			Elec	Various Brands				
Model	Style	Year		Part Number	List Price	WD	WC	Mfr
CX-5	All Except Diesel	2017-22	C,E	76138 Ø (GP,JR)	407.95	N/A	4,500	DT
	Diesel Models	2019-20	C,E	76322 Ø (DU,HM,JR,SV)	601.95	N/A	3,500	DT
	All	2013-16	CEK	76138 Ø (GP,JR)	407.95	N/A	4,500	DT
CX-7	All	2007-12	CPK	75512 Ø (GP,JR)	431.95	N/A	3,500	DT
CX-9	All	2016-22	E	76020 Ø (GP,JR,SV)	460.95	4,500	4,500	DT
	All	2007-15	CPK	75531 Ø (HM)	500.95	4,000	4,000	DT
B Series Pickups	All	1994-09	C,K	R3-0471	246.95	6,000	4,000	RH
				75082 (GP)	394.95	6,000	4,000	DT
Tribute	All	2005-11	CEK	R3-0470 Ø	316.95	5,000	3,500	RH
				75751 Ø (HM)	488.95	5,250	3,500	DT
	All	2001-04	C,K	CM-13506 Ø	410.95	5,000	3,500	CM
				75118 Ø (HM,KH)	491.95	5,000	3,500	DT

Footnotes on next page

<p>🚧 Special Order Item Expect Longer Lead Time Receiver Manufacturer: RH - Rigid Hitch, DT - Draw-Tite, RE - Reese, CM - Curt Manufacturing, BW - B&W. Electrical Codes S - 2-Wire System C - 3-Wire System, Tail Light Converter Required K - Custom Wiring Kit Available, See Pages 63-86 P - Powered Converter Recommended E - Powered Converter Required, See Page 144 D - See Dealer for Wiring Kit U - Unknown</p>	<p>Ø No Drilling Required For Installation.</p>
---	---

MERCEDES-BENZ

Receiver Size - 1 1/4" X 1 1/4"

Class I - Bike Carrier Capacity

GTW 2,000 lbs - TW 200 lbs

Applications			Elec	Various Brands		
Model	Style	Year		Part Number	List Price	Mfr
C300	Except with Sport Package	2015-21	S,E	24953 Ø (DU,GP,SV)	440.95	DT
C Class	All	1994-00	C,P	CM-118153 (2,500 lbs GTW)	613.95	CM
CLK 208 Chassis	Cabriolet & Convertible	2003	C,P	CM-118153 (2,500 lbs GTW)	613.95	CM
	Cabriolet, Convertible & Coupe	1998-02	C,P	CM-118153 (2,500 lbs GTW)	613.95	CM

MERCEDES-BENZ

Receiver Size - 2" x 2" or 2 1/2" x 2 1/2"

Class III-V

GTW 3,500 to 14,000 lbs

Applications			Elec	Various Brands				
Model	Style	Year		Part Number	List Price	WD	WC	Mfr
GLA250	All	2021	U	76473 (GP,JR,KH)	542.95	N/A	3,500	DT
	All	2015-20	E	75223 Ø (FE,GP,JR,KH,TA,TW)	491.95	N/A	3,500	DT
GLC300	All Except PO3 Premium Pack	2016-22	(NZ)	76082 Ø (AA,DU,GP,JR,KH,TA,TW)	461.95	N/A	4,500	DT
GLE350	Except with Active Curve	2016-19	E	76141 Ø (GP,JR,KH,SV)	616.95	7,000	7,000	DT
GLK350	All	2010-15	(BM)	75774 Ø (HM)	661.95	N/A	4,000	DT
Metris	All	2016-22	(BTT)	76015 Ø (HM)	461.95	6,000	5,000	DT
ML350	Except with Active Curve	2012-15	E	76141 Ø (GP,JR,KH,SV)	616.95	7,000	7,000	DT
	Except BlueTEC or w/Adaptive Variable Suspension	2010-11	(BM)	75376 (MB,TA)	585.95	4,000	3,500	DT
	Except with Adaptive Variable Suspension	2006-09	(BM)	75376 (MB,TA)	585.95	4,000	3,500	DT
	All	2002-05	C,E	75087 Ø	473.95	5,000	5,000	DT
ML500	Except with Adaptive Variable Suspension	2006-07	(BT)	75376 (MB,TA)	585.95	4,000	3,500	DT
	All	2003-05	C,E	75087 Ø	473.95	5,000	5,000	DT
R320 CDI & BlueTEC	All	2007-09	(BM)	75470 Ø (SC)	547.95	N/A	3,500	DT
R350	All	2006-12	(BT)	75470 Ø (SC)	547.95	N/A	3,500	DT
R500	All	2006-07	(BT)	75470 Ø (SC)	547.95	N/A	3,500	DT

Notes:

All receiver-type Class I and Class II hitches include hitch bar, pin, clip & plastic cover.

AA - Requires temporary removal of bumper during installation.

BM - Multiplexed wiring system. ModuLite® HD Plus or Ultra required.

BT - Shared Brake/Tail multiplexed wiring system. ModuLite® HD Plus or Ultra required.

BTT - Shared Brake/Tail/Turn multiplexed wiring system. ModuLite® HD Plus or Ultra required.

DU - Fascia removal required.

FE - Fascia trimming may be required. Allow additional installation time.

GP - Hitch crosstube concealed behind bumper.

HM - Hitch crosstube is visible beneath bumper.

JR - Exhaust must be temporarily lowered for installation.

KH - Minor heat shield modification may be required.

MB - Will not fit models equipped with air suspension package.

NZ - DO NOT use ZCI with this application.

Please use other approved kit or contact dealer.

SC - Minor trimming of plastic trunk pan required.

SV - Trimming or removal of under body appearance panel may be required.

TA - Trunk access required for hitch installation.

TW - Receiver hitch may limit hands-free liftgate sensor range.

Special Order Item Expect Longer Lead Time **Ø No Drilling Required For Installation.**
Receiver Manufacturer: RH - Rigid Hitch, DT - Draw-Tite, RE - Reese, CM - Curt Manufacturing, BW - B&W.
Electrical Codes


S - 2-Wire System **C** - 3-Wire System, Tail Light Converter Required **K** - Custom Wiring Kit Available, See Pages 63-86
P - Powered Converter Recommended **E** - Powered Converter Required, See Page 144 **D** - See Dealer for Wiring Kit **U** - Unknown

MERCURY			Receiver Size - 1 1/4" X 1 1/4"			
Class I - Bike Carrier Capacity			GTW 2,000 lbs - TW 200 lbs			
Applications			Various Brands			
Model	Style	Year	Elec	Part Number	List Price	Mfr
Grand Marquis	4 Door Sedan	1998-11	S,P	RT-438	243.95	RH
Milan	All	2010-11	CEK	RT-472 Ø	252.95	RH
	All	2006-09	C,E	RT-462	234.95	RH

MERCURY			Receiver Size - 1 1/4" X 1 1/4"			
Class II - Bike Carrier Capacity			GTW 3,500 lbs - TW 300 lbs			
Applications			Various Brands			
Model	Style	Year	Elec	Part Number	List Price	Mfr
Grand Marquis	Sedan	1998-11	S,P	R2-0458	340.95	RH
				36116 (CA,GP)	491.95	DT
Mariner	All	2008-11	SPK	R2-0470	257.95	RH
				36501 (HM)	483.95	DT
	All	2005-07	CEK	R2-0470	257.95	RH
				36501 (HM)	483.95	DT
Marquis & Monterey	Sedan	1979-82	S	36116 (CA,GP)	491.95	DT
	Wagon	1979-82	S	36116 (CA,GP)	491.95	DT
Montego	All	2005-07	C,E	36360 Ø (GP,JR)	494.95	DT
Monterey	Mini-Van	2004-07	E,K	36318 Ø (GP,JR)	561.95	DT
Sable	Sedan	2008-09	S,K	36360 Ø (GP,JR)	494.95	DT
	All	2004-05	S	36313 Ø (GP,JR)	607.95	DT
	Sedan	2000-03	S,K	36252 Ø (GP,JR)	515.95	DT
	Wagon	2000-03	S	36252 Ø (GP,JR)	515.95	DT

MERCURY			Receiver Size - 2" x 2" or 2 1/2" x 2 1/2"					
Class III-V			GTW 3,500 to 14,000 lbs					
Applications			Various Brands					
Model	Style	Year	Elec	Part Number	List Price	WD	WC	Mfr
Grand Marquis	Sedan	1998-11	S,P	41116 (CA,GP)	507.95	6,000	3,500	DT
	Sedan	1983-97	S,K	41116 (CA,GP)	507.95	6,000	3,500	DT
Marauder	All	2003-04	S,P	41116 (CA,GP)	507.95	6,000	3,500	DT
Mariner	All	2008-11	SPK	R3-0470 Ø	316.95	5,000	3,500	RH
				75751 Ø (HM)	488.95	5,250	3,500	DT
	All	2005-07	CEK	R3-0470 Ø	316.95	5,000	3,500	RH
				75751 Ø (HM)	488.95	5,250	3,500	DT
Monterey	Mini-Van - All	2004-07	E,K	75158 (GP,JR)	562.95	5,000	3,500	DT
Mountaineer	with Factory 1 1/4" Receiver	2008-10	C	75437 Ø (HM,KL)	516.95	8,000	5,000	DT
		2006-07	S	75437 Ø (HM,KL)	516.95	8,000	5,000	DT
	4 Door Only	2002-05	S,K	75132 Ø (HM,KL)	578.95	8,000	5,000	DT
Sable	All	2008-09	S,K	75299 Ø (JR)	542.95	4,000	3,500	DT

Notes:
All receiver-type Class I and Class II hitches include hitch bar, pin, clip & plastic cover.
 CA - Models with dual exhaust require exhaust modification.
 GP - Hitch crosstube concealed behind bumper.
 HM - Hitch crosstube is visible beneath bumper.
 JR - Exhaust must be temporarily lowered for installation.
 KL - Hitch is designed to attach beneath the OEM hitch.

 **Special Order Item Expect Longer Lead Time** **Ø No Drilling Required for Installation**
Receiver Manufacturer: RH - Rigid Hitch, DT - Draw-Tite, RE - Reese, CM - Curt Manufacturing, BW - B&W.
Electrical Codes
S - 2-Wire System C - 3-Wire System, Tail Light Converter Required K - Custom Wiring Kit Available, See Pages 63-86
P - Powered Converter Recommended E - Powered Converter Required, See Page 144 D - See Dealer for Wiring Kit U - Unknown

MITSUBISHI			Receiver Size - 1 ¼" X 1 ¼"			
Class I - Bike Carrier Capacity			GTW 2,000 lbs - TW 200 lbs			
Applications			Various Brands			
Model	Style	Year	Elec	Part Number	List Price	Mfr
Eclipse	All	2006-12	C,E	24754 (GP,TA)	422.95	DT
Lancer (*)	4 Door (*)	2008-17	CEK	24885 Ø (*,GP,JR)	434.95	DT
	5 Door (*)	2010-14	CEK	24885 Ø (*,GP,JR)	434.95	DT
Mirage	All Except Mirage G4	2014-22	CEK	🔧 24916 Ø (HM,JR)	340.95	DT
Outlander	All	2003-06	C,K	24732 Ø (GP,KH)	469.95	DT

MITSUBISHI			Receiver Size - 1 ¼" X 1 ¼"			
Class II - Bike Carrier Capacity			GTW 3,500 lbs - TW 300 lbs			
Applications			Various Brands			
Model	Style	Year	Elec	Part Number	List Price	Mfr
Outlander Sport	All Except PHEV	2011-21	CPK	36509 Ø (HM)	430.95	DT

MITSUBISHI			Receiver Size - 2" x 2" or 2 ½" x 2 ½"					
Class III-V			GTW 3,500 to 14,000 lbs					
Applications			Various Brands					
Model	Style	Year	Elec	Part Number	List Price	WD	WC	Mfr
Eclipse Cross	All	2022	C,E	76523	542.95	N/A	3,500	DT
	All	2018-21	C,E	76244 Ø	522.95	N/A	4,500	DT
Endeavor	All	2006-11	C,K	CM-13113 Ø	430.95	5,000	3,500	CM
	All	2004-05	C,K	75163 Ø (JR)	500.95	5,000	3,500	DT
Montero	All Except Sport	2001-06	C,K	75116 Ø (KH)	399.95	5,500	5,000	DT
Outlander	All	2022	C,E	76543 Ø (JR)	329.95	N/A	3,500	DT
	Except Sport or PHEV	2014-21	CEK	75888 Ø (HM,JR)	491.95	4,000	4,000	DT
	Except Sport	2007-13	CPK	CM-13581 Ø	451.95	N/A	4,000	CM
🔧 75555 Ø (HM,JR)				555.95	4,000	4,000	DT	
Outlander Sport	All Except PHEV	2011-22	CEK	76098 Ø	376.95	N/A	4,500	DT
Raider	All	2006-09	S,K	CM-13229 Ø	290.95	5,500	5,000	CM
				75251 Ø (HM)	413.95	8,000	5,000	DT

Notes:
 All receiver-type Class I and Class II hitches include hitch bar, pin, clip & plastic cover.
 (*) Lancer - Will not fit Evolution, Ralliart or models with dual exhaust

GP - Hitch crosstube concealed behind bumper.
 HM - Hitch crosstube is visible beneath bumper.
 JR - Exhaust must be temporarily lowered for installation.
 KH - Minor heat shield modification may be required.
 TA - Trunk access required for hitch installation.

🔧 Special Order Item Expect Longer Lead Time Ø No Drilling Required for Installation
 Receiver Manufacturer: RH - Rigid Hitch, DT - Draw-Tite, RE - Reese, CM - Curt Manufacturing, BW - B&W.
 Electrical Codes

S - 2-Wire System C - 3-Wire System, Tail Light Converter Required K - Custom Wiring Kit Available, See Pages 63-86
 P - Powered Converter Recommended E - Powered Converter Required, See Page 144 D - See Dealer for Wiring Kit U - Unknown

NISSAN			Receiver Size - 1 1/4" X 1 1/4"			
Class I - Bike Carrier Capacity			GTW 2,000 lbs - TW 200 lbs			
Applications			Various Brands			
Model	Style	Year	Elec	Part Number	List Price	Mfr
Altima	4 Door Sedan	2007-22	CEK	24796 (AE, HM, TA)	467.95	DT
Cube	All	2009-13	C,K	24845 (HM, JR)	386.95	DT
Juke	FWD Only	2011-17	CEK	🔌 24892 (HM, JR)	469.95	DT
	AWD Only	2011-17	CEK	24867 (HM, JR)	440.95	DT
Kicks	All	2018-21	CEK	24980 (GP, JR, KH)	442.95	DT
Maxima	Sedan	2009-21	CEK	24796 (AE, HM, TA)	467.95	DT
	Sedan	2007-08	CEK	RT-383	208.95	RH
	Sedan	1995-03	C,E	24686 (GP, TA)	319.95	DT
Sentra	All Except S	2020-22	CE	24997 (GP)	445.95	DT
	All Except SR & SV	2013-22	CEK	24907 (HM)	449.95	DT
	All	2007-12	C,K	24794 (GP, TA)	403.95	DT
	All	2000-06	C,E	24750 Ø (HM)	477.95	DT
Versa	Sedan	2012-21	C,E	24887 (HM, JR, KH)	459.95	DT
	Note	2014-19	CEK	24909 (HM, JR, KH)	336.95	DT
	Hatchback	2012	CEK	🔌 24798 (HM)	516.95	DT
	Sedan & Hatchback	2007-11	CPK	🔌 24798 (HM)	516.95	DT

NISSAN			Receiver Size - 1 1/4" X 1 1/4"			
Class II - Bike Carrier Capacity			GTW 3,500 lbs - TW 300 lbs			
Applications			Various Brands			
Model	Style	Year	Elec	Part Number	List Price	Mfr
Rogue	All	2021-22	C,E	37135 Ø (GP, TW)	435.95	DT
	All Except Krom Edition & Sport	2008-20	CEK	R2-0514 Ø	232.95	RH
				36542 Ø (GP, TW)	455.95	DT

Notes:

All receiver-type Class I and Class II hitches include hitch bar, pin, clip & plastic cover.

AE - Requires temporary removal of muffler during installation.

GP - Hitch crosstube concealed behind bumper.

HM - Hitch crosstube is visible beneath bumper.

JR - Exhaust must be temporarily lowered for installation.

KH- Minor heat shield modification may be required.

TA - Trunk access required for hitch installation.

TA - Trunk access required for hitch installation.

TW - Receiver hitch may limit hands-free liftgate sensor range.

<p>🔌 Special Order Item Expect Longer Lead Time</p> <p>Receiver Manufacturer: RH - Rigid Hitch, DT - Draw-Tite, RE - Reese, CM - Curt Manufacturing, BW - B&W.</p> <p>Electrical Codes</p> <p>S - 2-Wire System C - 3-Wire System, Tail Light Converter Required K - Custom Wiring Kit Available, See Pages 63-86</p> <p>P - Powered Converter Recommended E - Powered Converter Required, See Page 144 D - See Dealer for Wiring Kit U - Unknown</p>	<p>Ø No Drilling Required for Installation</p>
---	---

NISSAN

Class III-V

Receiver Size - 2" x 2" or 2 1/2" x 2 1/2"

GTW 3,500 to 14,000 lbs

Applications			Elec	Various Brands				
Model	Style	Year		Part Number	List Price	WD	WC	Mfr
Armada	All	2008-14	S,K	75644 Ø (HM)	487.95	10,000	6,000	DT
	All	2004-07	S,K	75741 Ø (HM)	507.95	10,000	6,000	DT
Frontier	All	2005-22	C,K	R3-0398 Ø	211.95	8,000	5,000	RH
				🔌 CM-13241 Ø	289.95	8,000	5,000	CM
	All	1998-04	C,K	75186 (GP)	474.95	5,000	3,500	DT
Kicks	All	2018-21	C,E	76518 Ø (JR,KH)	489.95	N/A	2,000	DT
Murano	All	2015-22	CEK	75952 Ø (HM)	431.95	4,000	4,000	DT
	All Except with Aero Kit	2009-14	CEK	R3-0505 Ø	219.95	N/A	4,000	DT
				75647 Ø	416.95	N/A	4,000	DT
	All	2006-07	D	CM-13571 Ø	402.95	N/A	3,500	CM
All	2003-05	(*)	CM-13571 Ø (*)	402.95	N/A	3,500	CM	
NV	1500, 2500 HD & 3500 HD	2012-22	CEK	75715 Ø (HM)	474.95	10,000	7,500	DT
NV200	All	2013-20	CEK	75898 Ø (HM,JR,X)	449.95	N/A	3,500	DT
Pathfinder	All	2022	S	76531 Ø (GP,JR,TA,TW,X)	570.95	6,000	6,000	DT
	All	2013-20	C,E	76031 Ø	404.95	6,000	6,000	DT
	All	1996-04	C,K	75077 Ø (HM,JR)	473.95	5,500	5,000	DT
Quest	All	2011-16	C,E	75714 Ø (JR)	607.95	N/A	3,500	DT
	All	2004-09	CEK	CM-13563 Ø	491.95	5,000	3,500	CM
				75159 Ø (JR)	399.95	5,000	3,500	DT
Rogue	All Models	2021	C,E	76396 Ø (GP,TW)	423.95	N/A	3,500	DT
	All Except Sport Model	2014-20	CEK	R3-0514 Ø	234.95	N/A	3,500	RH
				CM-13204 Ø	346.95	N/A	3,500	CM
				75902 Ø (GP,TW)	399.95	N/A	3,500	DT
	Sport Only	2017-22	CEK	76177 Ø (GP,JR)	408.95	N/A	3,500	DT
	Rogue Select	2014	CEK	R3-0514 Ø	234.95	N/A	3,500	RH
				CM-13204 Ø	346.95	N/A	3,500	CM
				75902 Ø (GP,TW)	399.95	N/A	3,500	DT
All Except Krom Edition	2008-13	CEK	R3-0514 Ø	234.95	N/A	3,500	RH	
			CM-13204 Ø	346.95	N/A	3,500	CM	
			75902 Ø (GP,TW)	399.95	N/A	3,500	DT	
Titan Pickup	All Except Titan XD	2017-22	S	76154 Ø (HM)	522.95	12,000	8,000	DT
	All	2004-15	S,K	41551 Ø	507.95	10,000	6,000	DT
Xterra	All	2005-15	C,K	75291 Ø	491.95	5,000	3,500	DT
	All	2000-04	C,K	75107 Ø	531.95	5,000	3,500	DT

Notes:

All receiver-type Class I and Class II hitches include hitch bar, pin, clip & plastic cover.
 (*) Murano 2003-2008: Use wiring kit RE-64106 or see Nissan dealer for wiring kit

- GP - Hitch crosstube concealed behind bumper. X - Minor fascia trimming required.
- HM - Hitch crosstube is visible beneath bumper.
- JR - Exhaust must be temporarily lowered for installation.
- KH - Minor heat shield modification may be required.
- TA - Trunk access required for hitch installation.
- TW - Receiver hitch may limit hands-free liftgate sensor range.

🔌 Special Order Item Expect Longer Lead Time Ø No Drilling Required for Installation
 Receiver Manufacturer: RH - Rigid Hitch, DT - Draw-Tite, RE - Reese, CM - Curt Manufacturing, BW - B&W.
 Electrical Codes
 S - 2-Wire System C - 3-Wire System, Tail Light Converter Required K - Custom Wiring Kit Available, See Pages 63-86
 P - Powered Converter Recommended E - Powered Converter Required, See Page 144 D - See Dealer for Wiring Kit U - Unknown

PONTIAC

Class I - Bike Carrier Capacity

Receiver Size - 1 1/4" X 1 1/4"

GTW 2,000 lbs - TW 200 lbs

Applications			Elec	Various Brands		
Model	Style	Year		Part Number	List Price	Mfr
G3	5 Door	2009	C,K	24741 (GP)	386.95	DT
G5	All Except GT	2007-09	S,K	24745 (HM,JR)	386.95	DT
	GT Only	2007-09	S,K	24756 (HM,JR)	469.95	DT
G8	All	2008-09	C	24821 Ø (HM,JR,KH)	401.95	DT
Solstice	Includes GXP	2006-09	S	24833 (HM,JR)	393.95	DT
Vibe	All Except AWD & GT	2009-10	E,K	RT-857	245.95	RH
	All Except GT	2003-08	C,K	RT-857	245.95	RH

PONTIAC

Class II - Bike Carrier Capacity

Receiver Size - 1 1/4" X 1 1/4"

GTW 3,500 lbs - TW 300 lbs

Applications			Elec	Various Brands		
Model	Style	Year		Part Number	List Price	Mfr
Aurora	All	2000-03	C,P	R2-0840 (HX)	345.95	RH
				36309 (HM,JR)	540.95	DT
Aztek	All Includes AWD	2001-05	S,K	36425 (HM)	478.95	DT
G6	All	2005-09	S,K	36426 (GP)	520.95	DT
Grand Prix	All	2004-08	S	36241 (GP,JR)	638.95	DT
	GT & GTP	1997-03	S	36241 (GP,JR)	638.95	DT
Intrigue	All	1998-02	C	36374 (GP,JR)	528.95	DT
Torrent	All	2007-09	S,K	R2-0867 Ø	260.95	RH
				36408 Ø (HM)	347.95	DT
	All	2006	C,K	R2-0867 Ø	260.95	RH
				36408 Ø (HM)	347.95	DT

Notes:

All receiver-type Class I and Class II hitches include hitch bar, pin, clip & plastic cover.


GP - Hitch crosstube concealed behind bumper.

HM - Hitch crosstube is visible beneath bumper.

HX - Minor exhaust modification may be required.

JR - Exhaust must be temporarily lowered for installation.

KH- Minor heat shield modification may be required.

<p> Special Order Item Expect Longer Lead Time</p> <p>Receiver Manufacturer: RH - Rigid Hitch, DT - Draw-Tite, RE - Reese, CM - Curt Manufacturing, BW - B&W.</p> <p>Electrical Codes</p> <p>S - 2-Wire System C - 3-Wire System, Tail Light Converter Required K - Custom Wiring Kit Available, See Pages 63-86</p> <p>P - Powered Converter Recommended E - Powered Converter Required, See Page 144 D - See Dealer for Wiring Kit U - Unknown</p>	<p>Ø No Drilling Required for Installation</p>
--	---

PONTIAC

Receiver Size - 2" x 2" or 2 1/2" x 2 1/2"

Class III-V

GTW 3,500 to 14,000 lbs

Applications			Elec	Various Brands				
Model	Style	Year		Part Number	List Price	WD	WC	Mfr
Aztek	2 & 4 WD	2001-05	S,K	75430 (HM)	423.95	N/A	3,500	DT
Bravada	All	1998-01	S	75079 Ø (FP,KK)	423.95	6,000	4,000	DT
	All	1996-97	S	75079 Ø	423.95	6,000	4,000	DT
Montana Sv6	All	2005-09	S,K	75278 (AL,GP,JR)	474.95	5,000	3,500	DT
Montana & Trans Sport	All	1997-05	C,K	75278 (AL,GP,JR)	474.95	5,000	3,500	DT
Silhouette	All	1997-04	C,K	75278 (AL,GP,JR)	474.95	5,000	3,500	DT
Torrent	All	2007-09	S,K	R3-0867 Ø	258.95	4,000	3,500	RH
				CM-13591 Ø	290.95	4,000	3,500	CM
				76028 Ø (HM)	336.95	4,500	4,500	DT
	All	2006	C,K	R3-0867 Ø	258.95	4,000	3,500	RH
				CM-13591 Ø	290.95	4,000	3,500	CM
				76028 Ø (HM)	231.95	4,500	4,500	DT

PORSCHE

Receiver Size - 2" x 2" or 2 1/2" x 2 1/2"

Class III-V

GTW 3,500 to 14,000 lbs

Applications			Elec	Various Brands				
Model	Style	Year		Part Number	List Price	WD	WC	Mfr
Cayenne	Coupe	2020-22	C,E	76338 Ø (GP,TZ,X)	562.95	N/A	6,000	DT
	All	2011-18	C,E	75950 Ø (EP,GP,TA)	522.95	N/A	7,500	DT
	All (*)	2004-10	C,E	CM-13220 Ø (*)	491.95	N/A	6,000	CM
Macan	All	2015-21	(BT)	75940 Ø (DU,EP,GP,TA)	473.95	N/A	5,000	DT

Notes:

All receiver-type Class I and Class II hitches include hitch bar, pin, clip & plastic cover.
 (*) CM-13220 Allow additional installation time - extensive fascia trimming required - get prior customer approval - will not fit rear mounted spare

AL- Additional installation time required for vehicles equipped with load leveling compressor.
 BT - Shared Brake/Tail multiplexed wiring system.
 ModuLite® HD Plus or Ultra required.
 DU - Fascia removal required.
 EP - Fascia trimming may be required.
 FP - Spare tire repositioning and/or modification of spare tire carrier may be required.
 GP - Hitch crosstube concealed behind bumper.

HM - Hitch crosstube is visible beneath bumper.
 JR - Exhaust must be temporarily lowered for installation.
 KK - When installing on a vehicle originally equipped with an OEM hitch. OEM bumper brackets must be purchased and installed prior to new hitch installation.
 TA - Trunk access required for hitch installation.

TZ - Requires replacement of the impact structure with hitch.
 X - Minor fascia trimming required.

<p>Special Order Item Expect Longer Lead Time</p> <p>Receiver Manufacturer: RH - Rigid Hitch, DT - Draw-Tite, RE - Reese, CM - Curt Manufacturing, BW - B&W.</p> <p>Electrical Codes</p> <p>S - 2-Wire System C - 3-Wire System, Tail Light Converter Required K - Custom Wiring Kit Available, See Pages 63-86 P - Powered Converter Recommended E - Powered Converter Required, See Page 144 D - See Dealer for Wiring Kit U - Unknown</p>	<p>Ø No Drilling Required for Installation</p>
---	---

SATURN

Receiver Size - 1 1/4" X 1 1/4"

Class I - Bike Carrier Capacity

GTW 2,000 lbs - TW 200 lbs

Applications			Elec	Various Brands		
Model	Style	Year		Part Number	List Price	Mfr
Astra	All	2008-09	(*)	RT-856 Ø (*,**)	149.95	RH
Ion	Redline & All with 2.4L Eng	2004-07	C	24756 (HM,JR)	469.95	DT
SC Series	2 Door Coupe	1991-02	C,P	24620 (HM,JR,KH,TA)	363.95	DT
SL Series	4 Door Sedan	1991-02	C,P	24620 (HM,JR,KH,TA)	363.95	DT
SW Series	Wagon	1991-01	C,P	24620 (HM,JR,KH,TA)	363.95	DT
Sky	Including Redline	2007-09	C	24833 (HM,JR)	393.95	DT

SATURN

Receiver Size - 1 1/4" X 1 1/4"

Class II - Bike Carrier Capacity

GTW 3,500 lbs - TW 300 lbs

Applications			Elec	Various Brands		
Model	Style	Year		Part Number	List Price	Mfr
Aura	All	2007-09	CEK	36479 (GP,JR,RB)	461.95	DT
Relay	All	2005-07	S,K	🚩 36361 (AL,GP,JR)	439.95	DT
Vue	All	2008-09	E,K	36450 Ø (GP)	386.95	DT
	2 & 4 WD Except Redline	2002-07	C,K	R2-0867 Ø	260.95	RH
				36408 Ø (HM)	347.95	DT

SATURN

Receiver Size - 2" x 2" or 2 1/2" x 2 1/2"

Class III-V

GTW 3,500 to 14,000 lbs

Applications			Elec	Various Brands				
Model	Style	Year		Part Number	List Price	WD	WC	Mfr
Outlook	All	2007-09	S,K	R3-0862 Ø	239.95	5,000	5,000	RH
				CM-13424 Ø	330.95	6,000	5,000	CM
				75528 Ø (GP,JR,TW)	377.95	7,500	5,000	DT
Relay	All	2005-07	S,K	75278 (AL,GP,JR)	474.95	5,000	3,500	DT
Vue	All	2008-09	E,K	CM-13594 Ø	367.95	4,000	3,500	CM
				75556 Ø (GP)	442.95	4,000	4,000	DT
	All Except Redline	2002-07	C,K	R3-0867 Ø	258.95	4,000	3,500	RH
				CM-13591 Ø	290.95	4,000	3,500	CM
				76028 Ø (HM)	336.95	4,500	4,500	DT

Notes:

All receiver-type Class I and Class II hitches include hitch bar, pin, clip & plastic cover.

(*) Astra 2008-2009 2 wire-system with pulse width modulation. Upgraded modulite required (Part # 119147)

(**) Astra 2008-2009 not rated for towing

AL - Additional installation time required for vehicles equipped with load leveling compressor.

GP - Hitch crosstube concealed behind bumper.

HM - Hitch crosstube is visible beneath bumper.

JR - Exhaust must be temporarily lowered for installation.

KH - Minor heat shield modification may be required.

RB - Hitch installation can be made easier with a cutter type drill bit.

TA - Trunk access required for hitch installation.

TW - Receiver hitch may limit hands-free liftgate sensor range

<p>🚩 Special Order Item Expect Longer Lead Time</p> <p>Receiver Manufacturer: RH - Rigid Hitch, DT - Draw-Tite, RE - Reese, CM - Curt Manufacturing, BW - B&W.</p> <p>Electrical Codes</p> <p>S - 2-Wire System C - 3-Wire System, Tail Light Converter Required K - Custom Wiring Kit Available, See Pages 63-86</p> <p>P - Powered Converter Recommended E - Powered Converter Required, See Page 144 D - See Dealer for Wiring Kit U - Unknown</p>	<p>Ø No Drilling Required for Installation</p>
---	--

SCION

Receiver Size - 1 1/4" X 1 1/4"

Class I -2-Bike Carrier Capacity

GTW 2,000 lbs - TW 200 lbs

Applications			Elec	Various Brands		
Model	Style	Year		Part Number	List Price	Mfr
FR-S	All	2013-16	CEK	24935 Ø (GP)	469.95	DT
iA	All	2016	C,E	24948 Ø (HM)	490.95	DT
iM	All	2016	CEK	24952 Ø (GP,JR,SV)	386.95	DT
tC	All	2014-16	C,K	24921 Ø (GP)	315.95	DT
	All	2011-13	C	24815 Ø (GP)	388.95	DT
	All	2005-10	C,K	24827 (GP)	277.95	DT

SUBARU

Receiver Size - 1 1/4" X 1 1/4"

Class I - Bike Carrier Capacity

GTW 2,000 lbs - TW 200 lbs

Applications			Elec	Various Brands		
Model	Style	Year		Part Number	List Price	Mfr
Baja	All	2003-06	C,P	24735 Ø (HM)	257.95	DT
BRZ	All	2013-20	C,E	24935 Ø (GP)	469.95	DT
Forester	All	2009-13	CEK	24807 (HM,JR)	449.95	DT
Impreza (Including Outback Sport)	4 Door Sedan Except WRX & WRX STi	2012-22	CPK	24960 Ø (HM,JR,KH)	430.95	DT
	4 Door Sedan Includes WRX	2008-11	CPK	24807 (HM,JR)	449.95	DT
	5 Door Wagon Except WRX STi & with Quad Exhaust Outlets	2008-22	CEK	24959 (HM,JR)	411.95	DT
	All Except WRX STi	2002-07	C,E	24710 Ø (GP,JR)	430.95	DT
	All	1993-02	C,E	24710 Ø (GP,JR)	430.95	DT
XV Crosstrek	All Including Hybrid	2013-15	CEK	24959 (HM,JR)	411.95	DT

SUBARU

Receiver Size - 1 1/4" X 1 1/4"

Class II - Bike Carrier Capacity

GTW 3,500 lbs - TW 300 lbs

Applications			Elec	Various Brands		
Model	Style	Year		Part Number	List Price	Mfr
Crosstrek	All	2018-22	C,E	36644 Ø (HM,JR)	459.95	DT
Forester	All	2019-22	CEK	36671 Ø (JR,KH)	394.95	DT
	All	2014-18	CEK	36523 (HM,JR,KH)	393.95	DT
	All	2009-13	CEK	36521 (HM,JR)	439.95	DT
	All	1998-08	CPK	R2-0386 Ø	265.95	RH
Impreza	5 Door Wagon Except WRX STi & with Quad Exhaust Outlets	2018-22	CEK	36644 (HM,JR)	459.95	DT
Legacy & Outback Sedan, Wagon & SUS Models	Sedan	2010-19	CPK	36493A (HM,JR,KH)	468.95	DT
	Wagon Except Sport	2010-19	CPK	36493 (HM,JR,KH)	468.95	DT
	Except Sport	2005-09	CPK	36334 Ø (HM,JR)	515.95	DT
	Except Sport	2000-04	CPK	36284 Ø (HM)	600.95	DT

Notes:

All receiver-type Class I and Class II hitches include hitch bar, pin, clip & plastic cover.


GP - Hitch crosstube concealed behind bumper.

HM - Hitch crosstube is visible beneath bumper.

JR - Exhaust must be temporarily lowered for installation.

KH- Minor heat shield modification may be required.

SV - Trimming or removal of under body appearance panel may be required.

 **Special Order Item Expect Longer Lead Time** **Ø No Drilling Required for Installation**
 Receiver Manufacturer: RH - Rigid Hitch, DT - Draw-Tite, RE - Reese, CM - Curt Manufacturing, BW - B&W.
Electrical Codes

S - 2-Wire System C - 3-Wire System, Tail Light Converter Required K - Custom Wiring Kit Available, See Pages 63-86
 P - Powered Converter Recommended E - Powered Converter Required, See Page 144 D - See Dealer for Wiring Kit U - Unknown

Applications				Various Brands				
Model	Style	Year	Elec	Part Number	List Price	WD	WC	Mfr
Ascent	All	2019-22	C,E	CM-13400 (KH)	355.95	N/A	5,000	CM
Crosstrek	All	2016-22	C,E	76209 Ø (HM,JR)	408.95	N/A	4,500	DT
	All	2016-17	CEK	76084 Ø (HM,JR,KH,SY)	394.95	N/A	3,500	DT
Forester	All	2019-21	CEK	R3-0522 Ø	263.95	4,000	3,500	RH
				76271 Ø (JR,KH)	395.95	3,500	3,500	DT
	All	2014-18	CEK	R3-0522 Ø	263.95	4,000	3,500	RH
				CM-13144 Ø	274.95	N/A	3,500	CM
				75876 Ø (HM,JR)	368.95	4,000	3,500	DT
All	2009-13	CEK	75650 (HM,JR)	413.95	N/A	3,500	DT	
Impreza	5 Door Wagon Except WRX STi	2018-21	CEK	76209 Ø (HM,JR)	408.95	N/A	4,500	DT
Legacy & Outback	Sedan	2020-22	C,E	76332 Ø (HM,JR,KH)	450.95	N/A	4,500	DT
				R3-0397 (KH)	239.95	N/A	4,000	RH
		2015-19	CPK	CM-13390 (KH)	349.95	N/A	4,000	CM
				75673 (HM,JR,KH)	449.95	N/A	4,000	DT
	2010-14	CPK	R3-0397 (KH)	239.95	N/A	4,000	RH	
			75673 (HM,JR,KH)	449.95	N/A	4,000	DT	
	Wagon	2020-22	C,E	76332 Ø (HM,JR,KH)	450.95	N/A	4,500	DT
	Wagon Except Sport	2010-19	CPK	R3-0397 (KH)	239.95	N/A	4,000	RH
				CM-13390 (KH)	349.95	N/A	4,000	CM
				75673 (HM,JR,KH)	449.95	N/A	4,000	DT
76227 Ø (AA,AI,DU,FE,X)				449.95	N/A	4,000	DT	
Sedan & Wagon Except Sport	2005-09	CPK	75560 Ø (JR)	522.95	N/A	4,000	DT	
Tribeca	All	2011-14	CPK	75716 Ø (GP)	487.95	5,250	3,500	DT
	All	2008-10	C,E	75401 Ø (GP,JR)	464.95	4,000	N/A	DT
	All	2006-10	CPK	75401 Ø (GP,JR)	356.95	4,000	3,500	DT
XV Crosstrek	Except Hybrid	2013-15	CEK	76084 Ø (HM,JR,KH,SY)	301.95	N/A	3,500	DT

Notes:

All receiver-type Class II hitches include hitch bar, pin, clip & plastic cover.

AA - Requires temporary removal of bumper during installation.

AI - Additional installation time may be required.

DU - Fascia removal required.

FE - Fascia trimming may be required. Allow additional installation time.

GP - Hitch crosstube concealed behind bumper.

HM - Hitch crosstube is visible beneath bumper.

JR - Exhaust must be temporarily lowered for installation.

KH - Minor heat shield modification may be required.

SY - Hitch crosstube is visible beneath bumper with a more than normal gap between fascia and crosstube.

X - Minor fascia trimming required.

 Special Order Item Expect Longer Lead Time

Ø No Drilling Required for Installation

Receiver Manufacturer: RH - Rigid Hitch, DT - Draw-Tite, RE - Reese, CM - Curt Manufacturing, BW - B&W.

Electrical Codes

S - 2-Wire System C - 3-Wire System, Tail Light Converter Required K - Custom Wiring Kit Available, See Pages 63-86

P - Powered Converter Recommended E - Powered Converter Required, See Page 144 D - See Dealer for Wiring Kit U - Unknown

SUZUKI

Class III-V

Receiver Size - 2" x 2" or 2 1/2" x 2 1/2"

GTW 3,500 to 14,000 lbs

Applications			Elec	Various Brands				
Model	Style	Year		Part Number	List Price	WD	WC	Mfr
Equator	All	2009-13	C,K	R3-0398 Ø	211.95	8,000	5,000	RH
				🔧 CM-13241 Ø	289.95	8,000	5,000	CM
XL7	All	2007-09	C,K	75529 (HM)	431.95	4,000	4,000	DT
Vitara, Grand Vitara & XL7	Grand Vitara	2006-13	C,K	CM-13001 Ø	367.95	4,000	3,500	CM
				75448 Ø	442.95	4,000	3,500	DT
	XL7 Only	2006	C,K	41537 Ø (HM)	431.95	N/A	3,500	DT
	Includes XL7	1999-05	C,K	41537 Ø (HM)	431.95	N/A	3,500	DT

TESLA

Class I - Bike Carrier Capacity

Receiver Size - 1 1/4" X 1 1/4"

GTW 2,000 lbs - TW 200 lbs

Applications			Elec	Various Brands		
Model	Style	Year		Part Number	List Price	Mfr
Tesla S	All	2012-22	(BTT)	24958 Ø (AA,DU,EP,GP,SV,TA)	528.95	DT

TESLA

Class III-V

Receiver Size - 2" x 2" or 2 1/2" x 2 1/2"

GTW 3,500 to 14,000 lbs

Applications			Elec	Various Brands				
Model	Style	Year		Part Number	List Price	WD	WC	Mfr
Tesla X	All	2016-22	E	🔧 76143 Ø (DU,GP,SV,TZ,X)	522.95	N/A	5,000	DT
Tesla Y	All	2021-22	S,E	76430 Ø	545.95	N/A	3,500	DT

Notes:

All receiver-type Class I hitches include hitch bar, pin, clip & plastic cover.

AA - Requires temporary removal of bumper during installation.

BTT - Shared Brake/Tail/Turn multiplexed wiring system. ModuLite® HD Plus or Ultra required.

DU - Fascia removal required.

EP - Fascia trimming may be required.

GP - Hitch crosstube concealed behind bumper.

HM - Hitch crosstube is visible beneath bumper.

SV - Trimming or removal of under body appearance panel may be required.

TA - Trunk access required for hitch installation.

TZ - Requires replacement of the impact structure with hitch.

X - Minor fascia trimming required.

🔧 Special Order Item Expect Longer Lead Time

Ø No Drilling Required for Installation

Receiver Manufacturer: RH - Rigid Hitch, DT - Draw-Tite, RE - Reese, CM - Curt Manufacturing, BW - B&W.

Electrical Codes

S - 2-Wire System C - 3-Wire System, Tail Light Converter Required K - Custom Wiring Kit Available, See Pages 63-86

P - Powered Converter Recommended E - Powered Converter Required, See Page 144 D - See Dealer for Wiring Kit U - Unknown

TOYOTA

Class I - Bike Carrier Capacity

**Receiver Size - 1 1/4" X 1 1/4"
GTW 2,000 lbs - TW 200 lbs**

Applications			Various Brands			
Model	Style	Year	Elec	Part Number	List Price	Mfr
86	All	2017-20	C,E	24935 Ø (GP)	469.95	DT
Avalon	4 Door Sedan	2011-12	E,K	24870 Ø (HM,JR)	634.95	DT
	4 Door Sedan	2005-10	C,E	24870 Ø (HM,JR)	634.95	DT
Corolla	Sedan	2020-22	CEK	24983 Ø	411.95	DT
	Hatchback	2019-22	C,E	24991 Ø (JR,X)	431.95	DT
	Not Hatchback	2014-19	CEK	RT-388 Ø	244.95	RH
	All	2009-13	CEK	RT-388 Ø	244.95	RH
	All	2003-08	C	RT-379 Ø	212.95	RH
Corolla iM	All	2017	CEK	24952 Ø (GP,JR,SV)	386.95	DT
Matrix	All Except AWD & GT	2009-13	E,K	RT-857 Ø	245.95	RH
	All	2002-08	C,K	RT-857 Ø (UD)	245.95	RH
Prius	All	2016-22	E,K	24966 Ø (DU,JR,SV)	394.95	DT
	All	2010-15	E,K	RT-503 Ø (Not rated for towing)	226.95	RH
Prius C	All	2012-19	E,K	24971 Ø (GP)	422.95	DT
Prius Prime	All	2017-22	E,K	24966 Ø (DU,JR,SV)	394.95	DT
Prius V	All	2012-20	E,K	RT-503 Ø (Not rated for towing)	226.95	RH
Yaris	Sedan	2020-22	CEK	🚧 24929 Ø (EP,GP)	347.95	DT
	Except SE	2015-19	CEK	🚧 24929 Ø (EP,GP)	347.95	DT
	3 Door Liftback	2007-14	C	24911 Ø (GP)	328.95	DT
	4 Door Sedan	2007-11	C,K	24819 Ø (GP)	447.95	DT
	5 Door Liftback	2007-14	C	24911 Ø (GP)	328.95	DT
Yaris iA	All	2017-18	CEK	24948 Ø (HM)	490.95	DT

Notes:

All receiver-type Class I and Class II hitches include hitch bar, pin, clip & plastic cover.

GP - Hitch crosstube concealed behind bumper.

HM - Hitch crosstube is visible beneath bumper.

JR - Exhaust must be temporarily lowered for installation.

SV - Trimming or removal of under body appearance panel may be required.

UD - Fascia removal required on XR & XRS models.

X- Minor fascia trimming required.

<p>🚧 Special Order Item Expect Longer Lead Time</p> <p>Receiver Manufacturer: RH - Rigid Hitch, DT - Draw-Tite, RE - Reese, CM - Curt Manufacturing, BW - B&W.</p> <p>Electrical Codes</p> <p>S - 2-Wire System C - 3-Wire System, Tail Light Converter Required K - Custom Wiring Kit Available, See Pages 63-86</p> <p>P - Powered Converter Recommended E - Powered Converter Required, See Page 144 D - See Dealer for Wiring Kit U - Unknown</p>	<p>Ø No Drilling Required for Installation</p>
---	---

Applications		Receiver Size - 1 1/4" X 1 1/4"				
Applications		GTW 3,500 lbs - TW 300 lbs				
			Various Brands			
Model	Style	Year	Elec	Part Number	List Price	Mfr
Avalon	All	2019-22	CEK	36643 (HM,JR,KH,SV)	455.95	DT
	Except Hybrid	2013-18	CEK	R2-0501 (SV)	302.95	RH
				36540 (HM,JR,KH,SV)	435.95	DT
	Hybrid	2013-18	CEK	36540 (HM,JR,KH,SV)	435.95	DT
All	2000-04	C,E	36293 (GP)	556.95	DT	
Camry	All Except Hybrid	2018-22	CEK	36643 (HM,JR,KH,SV)	455.95	DT
	All Except Hybrid	2012-17	CEK	R2-0501 (SV)	302.95	RH
				36540 (HM,JR,KH,SV)	435.95	DT
	4 Door	2007-11	C,K	R2-0384	233.95	RH
				36416 (GP,JR,TA)	468.95	DT
	4 Door	1997-06	C,K	R2-0354	294.95	RH
36336 (HM)				502.95	DT	
Highlander	All	2001-03	C,K	36271 Ø (HM)	369.95	DT
Rav4	All	2019-22	E,K	36675 Ø (BN)	405.95	DT
	All	2013-15	E,K	36588 Ø (HM,JR,SV)	400.95	DT
	All	2006-12	E,K	R2-0380 Ø	271.95	RH
				36588 Ø (HM,JR,SV)	400.95	DT
Sienna Van	All	2011-20	E,K	36513 Ø (HM,JR,SV,SY)	439.95	DT
	All	2004-10	E,K	36513 Ø (HM,JR)	439.95	DT
Solara	All	2004-09	C	36378 Ø (HM,JR)	369.95	DT
	All	1999-03	C	R2-0354	294.95	RH
				36336 (HM)	502.95	DT
Venza	All	2009-16	E,K	36512 Ø (HM,JR)	459.95	DT

Notes:

All receiver-type Class I and Class II hitches include hitch bar, pin, clip & plastic cover.


BN - Exterior mounted plug on some or all models. May require an aftermarket electrical mounting box or bracket. (Sold separately)
 GP - Hitch crosstube concealed behind bumper.
 HM - Hitch crosstube is visible beneath bumper.
 HX - Minor exhaust modification may be required.
 JR - Exhaust must be temporarily lowered for installation.
 KH - Minor heat shield modification may be required.

SV - Trimming or removal of under body appearance panel may be required.
 SY - Hitch crosstube is visible beneath bumper with a more than normal gap between fascia and crosstube.
 TA - Trunk access required for hitch installation.

<p>🔧 Special Order Item Expect Longer Lead Time</p> <p>Receiver Manufacturer: RH - Rigid Hitch, DT - Draw-Tite, RE - Reese, CM - Curt Manufacturing, BW - B&W.</p> <p>Electrical Codes</p> <p>S - 2-Wire System C - 3-Wire System, Tail Light Converter Required K - Custom Wiring Kit Available, See Pages 63-86 P - Powered Converter Recommended E - Powered Converter Required, See Page 144 D - See Dealer for Wiring Kit U - Unknown</p>	<p>Ø No Drilling Required for Installation</p>
---	---

Applications			Elec	Various Brands				
Model	Style	Year		Part Number	List Price	WD	WC	Mfr
4 Runner	All	2003-09	C	75155 Ø (FE,LT)	549.95	7,300	6,000	DT
Corolla Cross	All	2022	C,E	76553 Ø (DU,GP,TZ,X)	339.92	N/A	2,000	DT
FJ Cruiser	All	2007-14	CPK	75461 Ø (GP)	522.95	6,000	5,000	DT
Highlander	All Except Dual Exhaust	2014-22	EC	76336 (EP,JR,X)	571.95	N/A	5,000	DT
	All Including Hybrid	2014-19	CEK	R3-0510 Ø (SV)	334.95	8,000	6,000	RH
				CM-13200 Ø (SV)	424.95	8,000	6,000	CM
	All Including Hybrid	2008-13	CEK	R3-0391 Ø (*)	305.95	6,000	5,000	RH
				75586 Ø (*)	481.95	5,000	5,000	DT
				75726 Ø (HM,SV)	489.95	5,000	5,000	DT
	All	2004-07	CPK	R3-0392 Ø	311.95	4,000	3,500	RH
All	2001-03	C,K	75153 Ø (HM)	461.95	N/A	3,500	DT	
Land Cruiser	All	1998-07	C,K	75095 Ø (GP)	562.95	6,000	5,000	DT
Rav4	All	2019-22	E,K	R3-0523 Ø	257.95	4,000	4,000	RH
				76201 Ø (BN)	390.95	4,500	4,500	DT
	All	2013-18	E,K	R3-0518 Ø	313.95	4,500	4,500	RH
				76134 Ø (GP,HX,JR,SV,TA)	385.95	N/A	3,500	DT
				CM-13149 Ø (SV)	330.95	4,000	3,500	CM
				75235 Ø (HM,JR,SV,TA)	385.95	4,500	4,500	DT
	All	2006-12	E,K	R3-0518 Ø	313.95	4,500	4,500	RH
				CM-13149 Ø	330.95	4,000	3,500	CM
All	2001-05	C,K	75125 Ø	449.95	N/A	3,500	DT	
Sequoia	All	2008-20	D	75649 Ø (AI)	169.95	10,000	6,000	DT
	All	2001-07	C	75126 Ø (CP)	409.95	6,500	5,000	DT
Sienna Van	All	2021-22	C,E	76438 Ø (HM,SV,TW)	428.95	4,500	4,500	DT
	All	2011-20	E,K	R3-0393 Ø (SV)	295.95	5,000	3,500	RH
				75237 Ø (HM,JR,SV,SY)	395.95	5,000	4,500	DT
	All	2004-10	C,K	R3-0399 Ø (SV)	229.95	5,000	3,500	RH
				75237 Ø (HM,JR,SV,SY)	395.95	5,000	4,500	DT
All	1998-03	C,K	75120	473.95	5,000	3,500	DT	
Tacoma	All	2016-22	E,K	R3-0517 Ø	249.95	8,000	7,000	RH
				CM-13264 Ø	330.95	8,000	6,000	CM
				75238 Ø (GP)	362.95	8,000	7,000	DT
	All	2005-15	CPK	R3-0512 Ø (**)	270.95	5,000	5,000	RH
				CM-13323 Ø	290.95	5,500	5,000	CM
All	1995-04	C,K	75236 Ø (**,GP)	347.95	5,500	5,000	DT	
Tundra (No TRD Sport & Rock Warrior)	All	2007-21	S	75527 Ø (CP,HM)	404.95	8,000	6,000	DT
				41935 Ø (@,CP,HM)	871.95	14,000	12,000	DT
	All	2000-06	C,K	75105 Ø (GP)	476.95	8,000	5,000	DT
Venza	All	2021-22	E,K	76428 Ø (GP,JR,KH)	425.95	N/A	3,500	DT
	All	2009-16	E,K	75663 Ø (HM,JR)	507.95	4,000	3,500	DT

See footnotes on the next page

 **Special Order Item Expect Longer Lead Time** **Ø No Drilling Required for Installation**
Receiver Manufacturer: RH - Rigid Hitch, DT - Draw-Tite, RE - Reese, CM - Curt Manufacturing, BW - B&W.
Electrical Codes
S - 2-Wire System C - 3-Wire System, Tail Light Converter Required K - Custom Wiring Kit Available, See Pages 63-86
P - Powered Converter Recommended E - Powered Converter Required, See Page 144 D - See Dealer for Wiring Kit U - Unknown

VOLKSWAGEN

Class I - Bike Carrier Capacity

Receiver Size - 1 1/4" X 1 1/4"

GTW 2,000 lbs - TW 200 lbs

Applications			Various Brands			
Model	Style	Year	Elec	Part Number	List Price	Mfr
Arteon	All	2019-21	S,E	24989 Ø (DU,JR)	449.95	DT
Beetle	All Except R-Line & GSR	2014-21	C,E	24922 Ø (HM)	449.95	DT
	Gas Turbo Only, Except Convertible	2012-13	C,E	24879 (GP,JR)	313.95	DT
	Except Turbo "S"	1998-10	C	24679 (GP,TA)	339.95	DT
CC	No 4 Motion or Dual Exhaust	2009-17	E,K	24848 (HM,JR,X)	403.95	DT
Eos	All	2007-13	E	24824 Ø (GP,JR)	430.95	DT
Golf	Except SportWagen & Alltrack Models	2015-22	(BTT)	24925 Ø (FE,GP,TA)	430.95	DT
	Alltrack	2017-20	CEK	24949 Ø (AA,DU,EP,GP)	393.95	DT
	R Models	2015-20	U	24975 Ø	469.95	DT
	SportWagen	2015-19	SEK	24949 Ø (AA,DU,EP,GP)	393.95	DT
	Includes Tdi	2010-14	(BT)	24825 Ø (HM)	373.95	DT
	All	1999-06	C	24679A (GP,TA)	339.95	DT
GTI	All	2018-22	(BTT)	🚧 24979 Ø (AA,GP,SV,TA)	469.95	DT
	All	2016-17	(BTT)	24925 Ø (FE,GP,TA)	430.95	DT
	2 & 4 Door Hatchback	2010-14	(BM)	24904 Ø (GP,JR,KH)	449.95	DT
	Hatchback	2006-09	(BTT)	24825 Ø (HM)	373.95	DT
Jetta	All	2019-21	E	24978 Ø (AA,GP,TA,X,)	528.95	DT
	Sedan Except Hybrid & TDI	2015-18	E	24926 Ø (HM,JR,SV,TA)	484.95	DT
	Sedan Except Diesel	2011-14	E	RT-502 Ø	256.95	RH
	Sedan	2005½-10	(BTT)	RT-502 Ø	256.95	RH
	Sportwagen	2009-14	(BT)	RT-502 Ø	256.95	RH
	Wagon	2001-05	C	CM-110833	553.95	CM
Passat Sedan	2.0T S	2020-22	C,E	24994 (DU, EP, GP)	503.95	DT
	Except SE & SEL	2016-22	(BTT)	24880 Ø (EP, GP,JR,SV,TA,TW)	479.95	DT
	4 Door	2012-19	(BTT)	24880 Ø (EP, GP,JR,SV,TA)	479.95	DT
	Except 4 Motion	2006-10	(BM)	24848 (HM,JR,X)	403.95	DT
	4Motion (4WD) Except W8 (V8 Engine)	2000-05	C	CM-110763	528.95	CM
Passat Wagon	Except 4 Motion	2007-10	(BM)	24848 (HM,JR,X)	403.95	DT
	4 Motion (4WD) Except W8 (V8 Engine)	2000-05	C	CM-110763	528.95	CM
Rabbit	All	2006-09	E	24825 Ø (HM)	373.95	DT

Notes:

All receiver-type Class I and Class II hitches include hitch bar, pin, clip & plastic cover.

(*) Highlander 2008-2013 will not fit if equipped with full size 19" spare tire (**) R3-0512 & 75236 will not fit X-Runner

@ - Ultra Frame ball mount must be used to achieve maximum weight carrying rating.

AA - Requires temporary removal of bumper during installation.

AI - Additional installation time may be required.

BM - Multiplexed wiring system. ModuLite® HD Plus or Ultra required.

BN - Exterior mounted plug on some or all models. May require an aftermarket electrical mounting box or bracket. (Sold separately)

BT - Shared Brake/Tail multiplexed wiring system. ModuLite® HD Plus or Ultra required.

BTT - Shared Brake/Tail/Turn multiplexed wiring system. ModuLite® HD Plus or Ultra required.

CP - Fits all models without factory installed receiver.

DU - Fascia removal required.

EP - Fascia trimming may be required.

FE - Fascia trimming may be required. Allow additional installation time.

GP - Hitch crosstube concealed behind bumper.

HM - Hitch crosstube is visible beneath bumper.

JR - Exhaust must be temporarily lowered for installation.

KH - Minor heat shield modification may be required.

LT - Requires removal of factory hitch if equipped.

SV - Trimming or removal of under body appearance panel may be required.

SY - Hitch crosstube is visible beneath bumper with a more than normal gap between fascia and crosstube.

TA - Trunk access required for hitch installation.

TW - Receiver hitch may limit hands-free liftgate sensor range

TZ - Requires replacement of the impact structure with hitch.

X - Minor fascia trimming required.

🚧 Special Order Item Expect Longer Lead Time

Ø No Drilling Required for Installation

Receiver Manufacturer: RH - Rigid Hitch, DT - Draw-Tite, RE - Reese, CM - Curt Manufacturing, BW - B&W.

Electrical Codes

S - 2-Wire System C - 3-Wire System, Tail Light Converter Required K - Custom Wiring Kit Available, See Pages 63-86

P - Powered Converter Recommended E - Powered Converter Required, See Page 144 D - See Dealer for Wiring Kit U - Unknown

VOLKSWAGEN			Receiver Size - 1 ¼" X 1 ¼"			
Class II - Bike Carrier Capacity			GTW 3,500 lbs - TW 300 lbs			
Applications			Various Brands			
Model	Style	Year	Elec	Part Number	List Price	Mfr
Atlas	All Except Cross Sport	2018-22	(BT)	36635 Ø (GP)	467.95	DT
Routan	All	2009-12	S,K	R2-0159 Ø	280.95	RH
				36455 Ø (GP,JR)	502.95	DT
Tiguan	All	2018-21	(NZ)	36650 Ø (GP,JR)	502.95	DT
	All	2009-17	(BT)	36474 Ø (EP,HM)	239.95	DT

VOLKSWAGEN			Receiver Size - 2" x 2" or 2 ½" x 2 ½"					
Class III-V			GTW 3,500 to 14,000 lbs					
Applications			Various Brands					
Model	Style	Year	Elec	Part Number	List Price	WD	WC	Mfr
Amarok	All	2010-22	C,E	76477 Ø	319.95	N/A	7,500	DT
Atlas	All Except Cross Sport	2018-22	(BT)	CM-13366 Ø	424.95	N/A	6,000	CM
				76176 (GP)	507.95	6,000	6,000	DT
	Cross Sport	2020-22	C,E	76386 (EP,GP,X)	578.95	N/A	5,000	DT
Eurovan	All	1993-03	C	CM-13217 Ø	613.95	5,000	4,400	CM
Routan	All	2009-12	S,K	R3-0120 Ø	288.95	5,000	4,000	RH
				75579 Ø (GP,JR)	359.95	5,000	4,000	DT
Tiguan	All	2018-22	(NZ)	76551 Ø (DU,GP,JR, X)	339.95	4,500	4,500	DT
	All	2018-21	(NZ)	76192 Ø (EP,GP,JR)	431.95	4,500	4,500	DT
	All	2009-17	(BTT)	75658 Ø (EP)	216.95	N/A	3,500	DT
Touareg	All	2011-17	C,E	75950 (EP,GP,TA)	522.95	N/A	7,500	DT
	All	2004-10	E,K	75363 (AA,RB)	578.95	6,000	6,000	DT

Notes:

All receiver-type Class II hitches include hitch bar, pin, clip & plastic cover.

- AA - Requires temporary removal of bumper during installation.
- BT - Shared Brake/Tail multiplexed wiring system. ModuLite® HD Plus or Ultra required.
- BTT - Shared Brake/Tail/Turn multiplexed wiring system. ModuLite® HD Plus or Ultra required.
- DU - Fascia removal required.
- EP - Fascia trimming may be required.
- GP - Hitch crosstube concealed behind bumper.
- HM - Hitch crosstube is visible beneath bumper.
- JR - Exhaust must be temporarily lowered for installation.
- NZ - DO NOT use ZCI with this application. Please use other approved kit or contact dealer.
- RB - Hitch installation can be made easier with a cutter type drill bit.
- TA - Trunk access required for hitch installation.
- X - Minor fascia trimming required.

<p>Special Order Item Expect Longer Lead Time</p> <p>Receiver Manufacturer: RH - Rigid Hitch, DT - Draw-Tite, RE - Reese, CM - Curt Manufacturing, BW - B&W.</p> <p>Electrical Codes</p> <p>S - 2-Wire System C - 3-Wire System, Tail Light Converter Required K - Custom Wiring Kit Available, See Pages 63-86</p> <p>P - Powered Converter Recommended E - Powered Converter Required, See Page 144 D - See Dealer for Wiring Kit U - Unknown</p>	<p>Ø No Drilling Required for Installation</p>
---	---

VOLVO**Class I - Bike Carrier Capacity****Receiver Size - 1 1/4" X 1 1/4"****GTW 2,000 lbs - TW 200 lbs**

Applications			Various Brands			
Model	Style	Year	Elec	Part Number	List Price	Mfr
C30	All	2008-10	C,E	🔗 24811 (HM,JR,KH)	243.95	DT
S40	Sedan	2004½ -10	C,E	24781 Ø (GP,JR)	440.95	DT
V50	Wagon	2005-10	C,E	24781 Ø (GP,JR)	440.95	DT

VOLVO**Class II - Bike Carrier Capacity****Receiver Size - 1 1/4" X 1 1/4"****GTW 3,500 lbs - TW 300 lbs**

Applications			Various Brands			
Model	Style	Year	Elec	Part Number	List Price	Mfr
850	Sedan	1993-97	C,E	36262 (GP,JR)	459.95	DT
	Wagon	1993-97	C,E	36262 (GP)	459.95	DT
C70	2 Door Coupe	1999-04	C,E	36262 (GP,JR)	459.95	DT
S60	Sedan	2001-09	C,E	36297 Ø (HM,JR)	528.95	DT
S70	Sedan	1998-00	C,E	36262	459.95	DT
V70 & XC70 Includes AWD & Cross Country	Wagon	2008-16	CEK	Class II Hitch Not Available - See Class III		
	Wagon	2001-07	C,E	36297 Ø (HM,JR)	528.95	DT
	Wagon	1998-00	C,E	36262 (GP)	459.95	DT

VOLVO**Class III-V****Receiver Size - 2" x 2" or 2 1/2" x 2 1/2"****GTW 3,500 to 14,000 lbs**

Applications			Various Brands					
Model	Style	Year	Elec	Part Number	List Price	WD	WC	Mfr
S60 Sedan	All	2011-18	C,E	75916 Ø (DU,EP,GP)	413.95	N/A	4,000	DT
V60	All	2015-17	C,E	75916 Ø (DU,EP,GP)	413.95	N/A	4,000	DT
V70 Wagon	Includes AWD	2008-10	CEK	75916 Ø (DU,EP,GP)	413.95	N/A	4,000	DT
XC40	All	2019-22	C,E	76245 Ø (AA,DU,GP,TA)	423.95	N/A	4,000	DT
XC60	All	2018-22	C,E	76194 Ø (AA,DU,EP,GP,KH)	508.95	N/A	6,000	DT
	All	2014-17	CEK	76116 Ø (AG,JR,KH)	441.95	4,500	4,000	DT
	All	2010-17	CEK	75671 Ø (GP,JR,KH,SR)	441.95	4,500	4,000	DT
XC70	Wagon - All	2008-16	CEK	75916 Ø (DU,EP,GP)	413.95	N/A	4,000	DT
XC90	All	2016-22	CEK	76194 Ø (AA,DU,EP,GP,KH)	508.95	N/A	6,000	DT
	All	2003-14	CEK	75152 Ø (JR)	491.95	5,000	5,000	DT

Notes:**All receiver-type Class I and Class II hitches include hitch bar, pin, clip & plastic cover.**

AA - Requires temporary removal of bumper during installation.

AG - Drawbar Kit & Accessory Adapter sold separately.

DU - Fascia removal required.

EP - Fascia trimming may be required.

GP - Hitch crosstube concealed behind bumper.

HM - Hitch crosstube is visible beneath bumper.

JR - Exhaust must be temporarily lowered for installation.

KH - Minor heat shield modification may be required.

SR - Only use ball mounts with 8-1/2 in. length : 3/4 in. rise : 2 in. drop for this vehicle.

TA - Trunk access required for hitch installation.

🔗 **Special Order Item Expect Longer Lead Time**Ø **No Drilling Required for Installation**

Receiver Manufacturer: RH - Rigid Hitch, DT - Draw-Tite, RE - Reese, CM - Curt Manufacturing, BW - B&W.

Electrical Codes

S - 2-Wire System C - 3-Wire System, Tail Light Converter Required K - Custom Wiring Kit Available, See Pages 63-86

P - Powered Converter Recommended E - Powered Converter Required, See Page 144 D - See Dealer for Wiring Kit U - Unknown

Front Mounted Receivers

- Convenient mounting point for a variety of hitch mounted accessories
- Custom-fit for specific vehicles - bolts to vehicles frame
- All units have a 9,000 lbs line pull rating for winches
- Designed to carry hitch mounted accessories while towing a trailer



Year	Model	Wheel Drive	Tongue Weight	Part #	List Price
Chevrolet / GMC					
2002-06	Avalanche 1500 & 2500 - All Models	2 & 4 WD	500	★ CM-31302	\$ 419.95
2015-22	Colorado & Canyon - All Models	2 & 4 WD	500	65071 Ø	388.95
2000-06	Escalade	2 & 4 WD	500	★ CM-31302	419.95
2019-22	Silverado 1500 & Sierra 1500 (7) (New Body Style)	2 & 4 WD	500	65085 Ø	444.95
2014-19	Silverado & Sierra 1500 LD (7) (Old Body Style)	2 & 4 WD	500	65064 Ø	513.95
2007-13	Silverado & Sierra 1500 (7,14)	2 & 4 WD	500	65052 Ø	513.95
1999-06	Silverado & Sierra 1500 (2007 Classic)	2 & 4 WD	500	★ CM-31302 Ø	419.95
1999-07	Silverado & Sierra 1500 (14)	2 & 4 WD	500	65023	581.95
2001-06	Silverado & Sierra 1500 HD (2007 HD Classic) (7)	2 & 4 WD	500	★ CM-31108 Ø	333.95
		2 & 4 WD	500	65028	478.95
2020-22	Silverado & Sierra - 2500 HD & 3500 HD (7)	2 & 4 WD	500	65083 Ø	407.95
2015-19	Silverado & Sierra - 2500 HD & 3500 HD	2 & 4 WD	500	★ CM-31071 Ø	337.95
2011-19	Silverado & Sierra - 2500 HD & 3500 HD (1,7,14)	2 & 4 WD	500	65078 Ø	434.95
2007-10	Silverado & Sierra - 2500 HD & 3500 HD (1,7)	2 & 4 WD	500	65050 Ø	378.95
2001-06	Silverado & Sierra - 2500 HD & 3500 (2007 2500 HD Classic & 3500 Classic) (7)	2 & 4 WD	500	★ CM-31108 Ø	333.95
1999-07	Silverado & Sierra - 2500 & 3500 (2007 HD Classic)	2 & 4 WD	500	65028	478.95
2015-20	Suburban / Tahoe / Yukon & Yukon XL (7)	2 & 4 WD	500	65064 Ø	513.95
2000-06	Suburban / Tahoe / Yukon & Yukon XL - 1500 Series (7)	2 & 4 WD	500	★ CM-31302	419.95
	Suburban / Tahoe / Yukon & Yukon XL - 1500 Series (New Body Style) (6)	2 & 4 WD	500	65023	581.95
2001-06	Suburban 2500 & Yukon XL 2500	2 & 4 WD	500	★ CM-31108 Ø	333.95
2000-06	Suburban 2500 & Yukon XL 2500 (New Body Style) (6)	2 & 4 WD	500	65028	478.95
RAM					
2019-22	RAM 1500 Classic except Warlock (7)	4 WD	500	★ CM-31374	318.95
2019-22	RAM 1500 - New Body except with Factory Tow Hooks (17)	2 & 4 WD	500	65081 Ø	463.95
2019-21	RAM 1500 Classic (7)	2 & 4 WD	500	65062	463.95
2009-18	RAM 1500 (7)	4 WD	500	★ CM-31374	318.95
	RAM 1500	2 & 4 WD	500	65062	463.95
2019-22	RAM 2500, 3500, 4500, 5500 - All Except Diesel	2 & 4 WD	500	65084	469.95
2010-18	RAM 2500, 3500, 4500, 5500 with Factory Tow Hooks	2 & 4 WD	500	65063 Ø	469.95
2003-09	RAM 2500 & 3500	2 & 4 WD	500	65046	477.95
Ford					
2000-05	Excursion (9)	2 & 4 WD	500	65022	606.95
2018-20	Expedition	2 & 4 WD	500	★ CM-31083 Ø	333.95
2009-17	Expedition (7)	2 & 4 WD	500	★ CM-31068 Ø	333.95
2015-22	F-150 - Except Automatic Deploying Air Dam	2 & 4 WD	500	★ CM-31083 Ø	333.95
2015-22	F-150 - All Models (7)	2 & 4 WD	500	65067 Ø	453.95
2009-14	F-150 - All Models (7)	2 & 4 WD	500	★ CM-31068 Ø	380.95
		2 & 4 WD	500	65061 Ø	524.95
2004-08	F-150 - 2 & 4 Door Pickup & Supercrew (New Body Style)	2 & 4 WD	500	65043 Ø	524.95
2004	F-150 Heritage (Old Body Style)	2 & 4 WD	500	65025 Ø	489.95
1999-03	F-150 / F-250 Light Duty Pickup, 2001-03 Supercrew	2 & 4 WD	500	65025 Ø	489.95
More Listings Continued on Next Page					

Looking for an older vehicle application? Check our website for additional vehicle applications



Ø No Drilling Required for Installation ★ - New part number (1) License plate relocation required to install hitch (2) Rubber air deflector / fascia must be removed or trimmed to install hitch (3) Fits 2500 & 3500 2 WD models with 8-bolt wheels (4) Does not fit 4 door crew cab models (6) New body style has amber turn signals (7) Minor fascia trimming required (9) Optional OEM fog lights must be removed or relocated to install hitch (14) Will not fit Denali models (15) Will not fit RV cutaway chassis (17) Rubber air deflector/fascia must be removed or trimmed to install hitch



Spare tire must be removed on all applications. Product must be shipped by truck - no UPS, Speedee or Fed Ex

65069



65064



65079

Year	Model	Wheel Drive	Tongue Weight	Part #	List Price
Ford (Continued)					
2017-22	F-250	2 & 4 WD	500	★ CM-31078 Ø	\$ 354.95
2020-22	F-350 Except Dual Rear Tires	2 & 4 WD	500		354.95
2017-19	F350 & F-450 Super Duty	2 & 4 WD	500		354.95
2017-22	F-250, F350 & F-450 Super Duty	2 & 4 WD	500	65076 Ø	503.95
2008-16	F-250 Thru F-550 Super Duty - Including Cab & Chassis	2 & 4 WD	500	65049 Ø	444.95
1999-07	F-250 / F-350 Super Duty (9)	2 & 4 WD	500	65022	606.95
1999-07	F-350 / F-450 / F-550 Super Duty Cab & Chassis - 34" Frame	2 & 4 WD	500	65022	606.95
2008-14	Van (Full Size) - Includes E-350 & E-450 RV Cutaway (2)	2 WD	500	65053	425.95
1991-07	Van (Full Size) - Includes E-350 & E-450 RV Cutaway (2, 8)	2 WD	500	65001	426.95
Honda					
2017-22	Ridgeline (7)	2 & 4 WD	500	65073	269.95
Jeep					
2021-22	Gladiator - Except Rubicon	2 & 4 WD	350	★ CM-31086 Ø	260.95
2020-22	Gladiator - Except Rubicon (7)	2 & 4 WD	500	65079 Ø	350.95
2018-22	Wrangler JL, excluding Rubicon 392	2 & 4 WD	350	★ CM-31086 Ø	260.95
	Wrangler JL - New Body Style (7,16)	2 & 4 WD	500	65079 Ø	350.95
2007-17	Wrangler JK - Except Models with Adaptable Bumper Design (Also Fits 2018 JK Models)	2 & 4 WD	500	65069 Ø	463.95
1987-06	Wrangler TJ & YJ - Including Unlimited (7)	2 & 4 WD	300	65048 Ø	388.95
Lincoln					
2006-08	Mark LT Pickup	2 & 4 WD	500	65043 Ø	524.95
2009-17	Navigator	2 & 4 WD	500	★ CM-31068 Ø	380.95
Nissan					
2005-22	Frontier Pickup - All Models (2009-12 Suzuki Equator)	2 & 4 WD	500	65075 Ø	397.95
2005-12	Pathfinder - All Models	2 & 4 WD	500	65075 Ø	397.95
Toyota					
2014-21	4Runner - All Except Limited	2 & 4 WD	500	65074	477.95
2008-21	Sequoia (13)	2 & 4 WD	500	★ CM-31198	315.95
2007-22		2 & 4 WD	500	65080	443.95
2016-22	Tacoma Pickup (7)	2 & 4 WD	350	★ CM-31075 Ø	335.95
2005-21	Tacoma Pickup	2 & 4 WD	500	65070	619.95
2007-22	Tundra Pickup (13)	2 & 4 WD	500	★ CM-31198	315.95
		2 & 4 WD	500	65080	443.95

Ø No Drilling Required for Installation ★ - New part number 🚚 - Special Order Item (2) Rubber air deflector / fascia must be removed or trimmed to install hitch (7) Minor fascia trimming required (8) Includes RV chassis with single or dual wheels (9) Optional OEM fog lights must be removed or relocated to install hitch (11) 1993-97 models with fog light option require extensive fascia cutting - consult vehicle owner (12) Will not fit models with c-channel frames (13) Aluminum front skid plate must be removed/modified for hitch installation (16) Trimming or removal of under body appearance panel may be required

Accessories for Front Receivers

- Winch mount works with several models of Ramsey, Warn & Superwinch
- Standard 2" shank, black finish
- Service step great for RV's
- Use with bike racks, ball mounts, winches, cargo carriers



DT-6495



DT-6758

Part #	Description	List Price
DT-6715	Spare Tire Carrier	\$ 261.95
DT-6758	Service Step - 6" X 11" with Anti-Skid Tape	186.95
DT-6495	Winch Mount - Solid Steel Shank	261.95
RHSP-001	Receiver Skid Shield - Includes Clip & Pin	63.95

Note: Hitch pin and clip sold separately - See page 105

See page 263 for more winch mounting options

UTPDMI Quic-Cush'N Towing System

- Complete unit consists of frame unit, face channel & mounting option
- Full-cushion springs reduce stress & jerking to vehicle & trailer
- Rated up to 18,000 lbs GTW, 1,800 lbs TW or vehicle's maximum towing capacity
- Bumper step pads standard on chrome face channel only
- Choose white, silver, chrome or black
- Drawbar extends 11", swings 17"
- 5 year warranty on hitch, 2 year warranty on chrome face channel



Part #	Description	List Price
① Frame Drop Center Hitch Unit		
47070001	Frame Drop Center Unit - Drawbar Has 1 1/4" Ball Hole	\$ 1011.95
② Drop Center Face Channel		
47060140	White Drop Center Face Channel	669.95
47060150	Silver Drop Center Face Channel	669.95
47060160	Chrome Drop Center Face Channel	1029.95
47060170	Black Drop Center Face Channel	669.95
③ Mounting Option		
47073400	2011-19 Chevrolet/GMC 2500/3500 HD Long Bed Pickup	365.95
47073450	2011-19 Chevrolet/GMC 2500/3500 HD Short Bed Pickup	365.95
47073080	2001-10 Chevrolet/GMC 2500/3500 HD Long Bed Pickup	346.95
47073090	2001-10 Chevrolet/GMC 2500/3500 HD Short Bed Pickup	365.95
47073500	2014-19 Dodge RAM 2500/3500 Pickup	365.95
47073095	2003-13 Dodge RAM 2500/3500 Pickup	346.95
47056400	1999-16 Ford F-250/F-350 Super Duty - Not Cab & Chassis	365.95



Quic'N Easy Receiver Hitch

- Mounts directly to truck frame no need to remove OEM bumper
- Full-cushion springs reduce stress & jerking to vehicle & trailer
- Rated up to 18,000 lbs GTW, 1,800 lbs TW or vehicle's maximum towing capacity
- 2" x 2" receiver
- No drilling
- Two year warranty
- Tow bar extends 7"
- Tow bar swings 12"
- Makes hook-up easy



Part #	Description	List Price
47070007	Quic'n Easy Hitch Frame - Requires Install Kit (Below)	\$ 1011.95



47070007

Cush'N Combo Flat Drawbar Hitch

- Rated up to 18,000 lbs GTW, 1,800 lbs TW or vehicle's maximum towing capacity
- Mount kits sold separately (see below)
- Drawbar extends 7"
- Drawbar swings 12"
- 1 1/4" Ball hole

Part #	Description	List Price
47090001	Cush'n Combo Flat Drawbar Hitch - Requires Installation Kit (See Below)	\$ 975.95



47090001

Custom Fit Installation Kits

- Quic'N Easy & Cush'N Combo hitches
- No drilling to install

Make	Year	Model	Part #	List Price
Chevrolet GMC	2014-19	1500 Pickups - (Also 2019 Old Body)	47082800	\$ 346.95
	1999-13	1500 Pickups & 1999-04 2500 LD Pickups	47082080	346.95
	2040-22	2500 HD & All 3500 Pickups - Long Bed	47082850	437.95
	2020-22	2500 HD & All 3500 Pickups - Short Bed	47082570	437.95
	2011-19	2500 HD & All 3500 Pickups - Long Bed	47082500	444.95
	2011-19	2500 HD & All 3500 Pickups - Short Bed	47082550	365.95
	2001-10	2500 HD & 3500 Pickups - Long Bed	47082021	365.95
	2001-10	2500 HD Pickups - Short Bed	47082022	444.95
Dodge / RAM	2002-08	1500 Series Pickups	47082095	346.95
	2020-21	2500 & 3500 Series Pickups - Short Bed	47082600	346.95
	2014-19	2500 & 3500 Series Pickups	47082651	346.95
	2009-13		47082095	346.95
	1994-01	All RAM Full Size Pickups	47082090	444.95
Ford	2015-20	F-150 Pickups	47082900	444.95
	2017-22	F-250 & F-350 Super Duty Pickups	47082050	365.95
	1999-16	F-250 & F-350 Super Duty Pickups	47082070	365.95
Universal	1972-20	All Cab & Chassis with 34" Frame (Cannot Be Used with Rear Fuel Tank)	47027005	339.95



47082500

Spare tire must be removed on all applications. Product must be shipped by truck - no UPS, Speedee or Fed Ex



Draw-Tite Class V 20K & 25K Hitches



- For frame widths from 34" to 34 1/2"
- 3" square receiver tube opening(s)
- 20K models have adjustable cross tube for proper height adjustment
- 25K model has stacked receiver tubes for proper height adjustment
- Each hitch includes ball mount with 2" & 2 5/16" balls, 3/4" pin & clip
- 2" ball rated 17,000 lbs
- 2 5/16" ball rated 25,000 lbs
- Hitches include 2 electrical & 2 air brake mounting locations
- 38023 & 38208 measure 10" from bottom of frame to bottom of receiver tube
- 38211 & 38124 are 14 1/2" from bottom of frame to bottom of receiver tube

Part #	Description	Weight Carrying	Tongue Weight	List Price
38023	20K Weld-on Receiver - Includes Ball Mount, Pin & Clip	20,000 lbs	3,000 lbs	\$ 2151.95
38211	20K Weld-on Receiver - Includes Ball Mount, Pin & Clip	20,000 lbs	3,000 lbs	2274.95
38124	25K Weld-on Receiver - Includes Ball Mount, Pin & Clip	25,000 lbs	4,000 lbs	2568.95
38208	Bolt-On Receiver - Includes Ball Mount, Pin & Clip	25,000 lbs	4,000 lbs	2395.95
38180	Dual Ball Mount - 2" & 2 5/16" Balls - 9" Length	25,000 lbs	4,000 lbs	288.95
38186	Pintle Mount - 9" Shank - 9" X 5" Plate	25,000 lbs	4,000 lbs	462.95
38735	Receiver Adapter - Reduces 3" Receiver Tube to Standard 2"			169.95
58388	3/4" Hitch Pin - Coated Handle - Includes Tethered Retaining Clip			82.95

Note: All hitches above ship by truck only - no UPS, Spee-Dee or Fed Ex - shipping charges apply



Buyers Hitch Plates



- **Hitch Plate - Style A**
- Fits Ford F-350, thru F-550 & Chevy/GMC 3500 cab & chassis
- Multiple pintle hook mount positions
- Pre-punched holes for electrical adapters & 5/8" holes for pintle
- Includes ICC bumper protection for bodies up to 99" wide
- **Hitch Plate with Receiver Tube - Style C**
- Fits Ford F-350, thru F-550 & Chevy/GMC 3500 cab & chassis
- Includes two 5/8" forged d-rings with brackets & 2" receiver tube
- Pre-punched hole fits multiple electrical adapters
- Includes ICC bumper protection for bodies up to 99" wide
- **Fabricators Hitch Plate - Style B**
- Available in 1/2" or 5/8" material
- Pre-punched 5/8" pintle hook mounting holes - 4-position adjustment
- Includes 2 safety chain brackets & gussets - welding required
- Pre-punched hole fits multiple electrical adapters
- **Flatbed & Dump Body Plate/Bumper Style D**
- Universal fit provides ICC bumper protection
- 2-position pintle mount - 5/8" holes
- Includes two 5/8" forged d-rings with brackets
- Standard mounting holes for Ford F-350 thru F-550 (drilling required for Chevy/GMC trucks)

Part #	Style	Description	Capacity	List Price
1809035	A	1/2" Hitch Plate for Chevy/GMC 3500 - Black Powder Coat	20,000 lbs	\$ 504.95
1809040	B	1/2" Fabricators Hitch Plate - Unpainted	Not Rated	395.95
1809042	B	5/8" Fabricators Hitch Plate - Unpainted	Not Rated	556.95
1809060	C	1/2" Hitch Plate with Receiver Tube for Ford - Black Powder Coat	20,000 lbs	637.95
1809061	C	1/2" Hitch Plate with 2 1/2" Receiver Tube for Ford F-350 thru F-550 Cab & Chassis - Black Powder Coat - Requires Welding to Frame	20,000 lbs	673.95
1809065	C	1/2" Hitch Plate with Receiver Tube for Chevy/GMC 3500 - Black Powder Coat	20,000 lbs	638.95
1809050	D	Flatbed & Dump Body Hitch Bumper - Unpainted	20,000 lbs	593.95

Note: All hitches above ship by truck only - no UPS, Spee-Dee or Fed Ex - shipping charges apply

Draw-Tite Class V Service Body Ultra Frame Receivers



- Designed for full size, long wheelbase trucks with heavy duty suspension
- Ideal for commercial use
- 2" square receiver tube opening
- A-coat base with powder coat finish
- Heavy-duty side bracket design & Ultra Frame center section
- Not for use with weight distributing
- Cross tube must be welded to side brackets with hitch tube centered

Part #	Description	Weight Carrying	Tongue Weight	List Price
41990-07	Class V Receiver - 44" Crosstube - 7" Side Brackets	16,000 lbs	1,600 lbs	\$ 486.95
41991-07	Class V Receiver - 62" Crosstube - 7" Side Brackets	16,000 lbs	1,600 lbs	524.95

Note: Special order item - Expect longer lead time

Hitch fabrication tubes & receiver inserts - See page 61

Rigid Hitch 1 1/4" x 1 1/4" Unpainted Receiver Tubes

- Sized tubing with collar & pin hole
- Uses standard 1/2" hitch pin

Part #	Description	List Price
PFC-614	6" Long 1 1/4" x 1 1/4" Formed Collar Receiver Tube	\$ 35.95
PFC-1214	12" Long 1 1/4" x 1 1/4" Formed Collar Receiver Tube	65.95
P-2414	24" Long 1 1/4" x 1 1/4" Receiver Tube	104.95



Rigid Hitch 2" x 2" Unpainted Receiver Tubes

- Sized tubing with collar & hole for hitch pin
- Uses standard 5/8" hitch pin

Part #	Description	List Price
P-625	6" Long 2" x 2" Receiver Tube	\$ 41.95
PFC-625	6" Long 2" x 2" Formed Collar Receiver Tube	33.95
P-1225	12" Long 2" x 2" Receiver Tube	55.95
PFC-1225	12" Long 2" x 2" Formed Collar Receiver Tube	57.95
P-2425	24" Long 2" x 2" Receiver Tube	101.95
P-3625	36" Long 2" x 2" Receiver Tube	141.95
P-4825	48" Long 2" x 2" Receiver Tube	221.95



Rigid Hitch 2", 2 1/2" & 3" Heavy Duty Receiver Tubes

- Unpainted, heavy duty receiver tubes
- All have drilled 5/8" pin hole

Part #	Description	List Price
DT-5691 §	12" Long 2" x 2" Heavy Duty Forged Ring Receiver Tube	\$ 105.95
DT-5692 §	18" Long 2" x 2" Heavy Duty Forged Ring Receiver Tube	120.95
PFC-1230	12" Long 2 1/2" x 2 1/2" Heavy Duty Formed Collar Receiver Tube	65.95
P-1830	18" Long 2 1/2" x 2 1/2" Heavy Duty Stamped Ring Receiver Tube	195.95
PFC-735	7" Long 3" x 3" Heavy Duty Formed Collar Receiver Tube	67.95

Note: PFC-1230 & P-1830 use long 5/8" hitch pin - See page 99 § items *not* made in USA



Rigid Hitch 2" x 2" Unpainted Receiver Inserts

- Available as solid & hollow inserts
- All have drilled 5/8" pin hole

Part #	Description	List Price
RTH-12	12" Long 2" x 2" Hollow Tube Insert	\$ 52.95
RTS-12	12" Long 2" x 2" Solid Steel Insert	67.95
RTH-24	24" Long 2" x 2" Hollow Tube Insert	84.95
RTS-24	24" Long 2" x 2" Solid Steel Insert	118.95
RTH-36	36" Long 2" x 2" Hollow Tube Insert	99.95
RTS-36	36" Long 2" x 2" Solid Steel Insert	164.95



Rigid Hitch Safety Chain Loops

- For use in hitch fabrication - unpainted
- 2,000 lbs to 7,500 lbs capacity

Part #	Description	Load Cap.	List Price
RLP-20	Class I Safety Chain Loop - 3/8" Material	2,000 lbs	\$ 5.95
RLP-35	Class II Safety Chain Loop - 7/16" Material	3,500 lbs	5.95
RLP-75	Class III Safety Chain Loop - 1/2" Material	7,500 lbs	7.95



Draw-Tite Class III Safety Chain Loop

- For use in hitch fabrication - unpainted
- 10,000 lbs capacity

Part #	Description	Load Cap.	List Price
34141	Class III Safety Chain Loop - 1/2" Material	10,000 lbs	\$ 12.95



Rigid Hitch Safety Chain Links

- 2,000 lbs & 3,500 lbs capacity
- Both have 1/2" center bolt hole & 3/4" safety chain holes

Part #	Description	Load Cap.	List Price
RLK-20	Class I Safety Chain Link - Zinc Plated	2,000 lbs	\$ 6.95
RLK-35	Class II Safety Chain Link - Black	3,500 lbs	8.95



Draw-Tite Universal Multi-Fit Motor Home Hitch



- Fits frames from 24" to 46" wide
- Rated 5,000 lbs WC, 6,000 lbs WD
- Accepts all standard 2" ball mounts
- Simple 3-piece design
- J-pin® ready for quiet operation
- A-coat base with powder coat finish

Part #	Description	Receiver Size	List Price
5350	Multi-Fit Motor Home Hitch	2" x 2"	\$ 629.95

Note: Hitch pin and clip sold separately - See page 105

Curt Adjustable RV Trailer Hitch



- 3-piece adjustable design fits RV frames up to 66" wide
- Tested in accordance with SAE J684
- Black powder coat finish
- Designed to use with cargo carriers, trailers or small vehicles
- Rated 3,500 lbs GTW, 350 lbs TW
- Includes installation hardware

Part #	Description	Receiver Size	List Price
CM-13704	Adjustable RV Trailer Hitch	2" x 2"	\$ 704.95

Note: Hitch pin and clip sold separately - See page 105

Buyers RV Bumper Receiver Adapter & Hitch



RVA-24

1804060

- RVA-24 clamps to 4" & 4 1/2" square steel RV bumpers - no aluminum
- Ideal for bike racks & other accessories - *Not for towing*
- 2" receiver with zinc plated hardware
- 1804060 mounts to 4" square steel RV bumpers - no aluminum
- 3,500 lbs towing capacity
- Black powder coat 2" receiver with zinc plated hardware included

Part #	Description	List Price
RVA-24	2" Receiver RV Bumper Adapter - Not For Towing	\$ 86.95
1804060	2" Receiver RV Bumper Hitch - 3,500 lbs Towing Capacity	207.95

Note: Hitch pin and clip sold separately - See page 105

Rigid Hitch Universal Step Bumper Receiver Hitches



- Max 5,000 lbs GTW - 500 lbs TW (not to exceed bumper capacity)
- 2" X 2" receiver tube
- Includes mounting hardware
- Black powder coated finish
- May require drilling for installation

Part #	Description	List Price
Receiver with Mounting Hardware Only (Ball Mount - Pin & Clip Not Included)		
P-100	Universal Step Bumper Receiver with 8" - 9" Hole Centers	\$ 80.95
P-150	Universal Step Bumper Receiver with 10 1/2" Hole Centers	72.95

Note: Hitch pin and clip sold separately - See page 105

Rigid Hitch Receiver Tube Skid Shield



- Helps protect underside of vehicle
- Black powder finish
- Fits front or rear mounted 2" x 2" receivers

Part #	Description	Receiver Size	List Price
RHSP-001	Receiver Skid Shield - Includes Clip & Pin	2" x 2"	\$ 63.95

Rigid Hitch In-Bed Spare Tire Bracket



RHTC-35L

TR-1

- Mounts spare tire in pickup bed
- Gets tire out from under truck
- Black powder coat finish
- Universal - fits all brands of trucks*

Part #	Description	List Price
RHTC-35L*	Lockable In-Bed Spare Tire Bracket - Lock Not Included	\$ 38.95

* Note: Not recommended for trucks with aluminum beds

Stromberg RV Spare Tire Carriers

- Mounts to 4" square RV bumper
- Includes all hardware & u-bolts
- Choose from fixed or folding style
- Black painted finish

Part #	Description	Wheel Size	List Price
TR-1	Rigid Universal Mount Tire Carrier	12" to 15"	\$ 43.95
TR-2	Folding Universal Mount Tire Carrier	12" to 15"	46.95

Model	Body Style	Year	Part #	List Price
Acura				
CL	All	1997-03	RE-63101	\$ 55.95
Integra	RL (1996-01) & TL (1996-03)	1996-03	RE-63101	55.95
MDX	All	2014-20	RE-67192 (4)	80.95
	All	2007-13	RE-63109 (4)	68.95
	All	2001-06	RE-63101	55.95
TSX	All	2009-14	RE-63104	80.95
Buick				
Enclave	All - Has 4-Flat Plug	2018-22	RE-67394	41.95
	All - Has 7-Way Socket	2018-22	RE-67393	80.95
	All	2013-17	RE-67245 (1)	70.95
	All	2008-12	RE-60067	50.95
Encore	All	2013-16	RE-67216 (4)	124.95
Envision	All	2016-20	RE-67364	51.95
Lacrosse	All	2010-16	RE-67098 (4)	124.95
Lucerne	All	2006-11	RE-60062	50.95
Cadillac				
Escalade	Includes ESV & EXT	2002-22	RE-60012	55.95
SRX	All	2010-16	RE-67096	28.95
XT5	All	2017-22	RE-67325	34.95
	All with Factory Tow Package	2017-22	RE-67326 (7)	109.95
XT6	All	2020-21	RE-67325	34.95
	All with Factory Tow Package	2020-21	RE-67326 (7)	109.95
Chevrolet / GMC				
Acadia	All, Except 2017 Limited	2017-21	RE-67325	34.95
	All, Except 2017 Limited	2017-21	RE-67326 (7)	109.95
	All (Includes 2017 Limited)	2013-16	RE-67245 (1)	70.95
	All	2007-12	RE-60014	76.95
Avalanche / Denali	All with Factory 7-Way	2002-11	RE-60012	55.95
Blazer	All	2019-21	RE-67325	34.95
	All	2019-21	RE-67326 (7)	109.95
Colorado/Canyon	All	2004-12	RE-60022	79.95
Envoy	All with Factory 7-Way	2002-09	RE-60012	55.95
Equinox	All	2018-19	RE-67375	41.95
	All	2010-17	RE-60072	54.95
	All with Factory Tow Package	2010-17	RE-67210 (1)	27.95
	All	2007-09	RE-60038	50.95
	All	2005-06	RE-60037	66.95
Express / Savana	Full-Size Van	2003-21	RE-60045	63.95
Full-Size Pickup	Silverado/Sierra 1500 with Factory 7-Way	1999-22	RE-60012	55.95
	Silverado/Sierra 1500 Series	1999-19	RE-60013 (1)	35.95
	Silverado/Sierra 2500 LD	1999-07	RE-60013 (1)	35.95
	Silverado/Sierra 2500/3500 with Factory 7-Way	2000-22	RE-60012	55.95
	Silverado/Sierra 2500 HD & 3500 HD Series	2001-19	RE-60013 (1)	35.95
	Full-Size (Old Body Style)	1988-98	RE-60003	35.95
Impala	All Except Impala Limited	2014-21	RE-67188 (4)	90.95
	All (Also 2014-16 Impala Limited)	2006-13	RE-60061	50.95

(1) Replacement for OEM harness (4) Includes powered converter (7) Includes 7-way socket



Rigid Electrical T-Connectors

- Complete one-piece design
- 16 gauge wire for durability
- Designed with original OEM connectors
- Built-in converters where required



RE-67192



RE-67393



RE-67325



RE-67375



Rigid Electrical T-Connectors

- Complete one-piece design
- 16 gauge wire for durability
- Designed with original OEM connectors
- Built-in converters where required



RE-67394



RE-67330



RE-67322

Model	Body Style	Year	Part #	List Price
Chevrolet / GMC - Continued				
Malibu	L, LS, LT & Hybrid (Not 2016 Limited)	2016-19	RE-67387 (4)	\$ 132.95
	All Except LTZ Models	2008-12	RE-60067	50.95
S-10 / S-15 Pickup	All Including Sonoma	1998-04	RE-60021	44.95
Suburban	All	2000-14	RE-60012	55.95
	All (Old Body Style)	1992-99	RE-60003	35.95
Tahoe / Yukon	Including Yukon XL with Factory 7-Way	2000-11	RE-60012	55.95
	Full-Size - All	1992-99	RE-60003	35.95
Terrain	SL, SLE, SLT & Denali	2018-19	RE-67375	41.95
	All	2010-17	RE-60072	54.95
	All with Factory Tow Package	2010-17	RE-67210 (1)	27.95
Trailblazer	All with Factory 7-Way	2002-09	RE-60012	55.95
Traverse	All - Has 4-Flat Plug	2018-22	RE-67394	41.95
	All - Has 7-Way Socket	2018-22	RE-67393	80.95
	All	2013-17	RE-67181 (4)	159.95
	All	2013-17	RE-67245 (1)	70.95
	All	2009-12	RE-60067	50.95
Chrysler / Dodge / Plymouth / RAM				
Caliber	All	2008-12	RE-67333 (4)	126.95
	All	2007	RE-61050 (4)	142.95
Caravan / Grand Caravan /Town & Country / Voyager	Mini-Van - Includes C/V Tradesman	2011-20	RE-67331 (4)	148.95
	Mini-Van - All	2008-10	RE-67333 (4)	126.95
	Mini-Van - All	2004-07	RE-61025	68.95
	Mini-Van - All	2001-03	RE-61024	79.95
Durango	All	2014-21	RE-67336 (4)	134.95
	All	2011-13	RE-67333 (4)	126.95
Journey	All with LED Tail Lights	2011-20	RE-67330 (4)	131.95
	All without LED Tail Lights	2012-20	RE-61052 (4)	59.95
	All	2009	RE-61051 (4)	176.95
Nitro	All	2007-12	RE-67334 (4)	152.95
Pacifica	Limited, Touring L & Touring L Plus (8)	2017-21	RE-67322 (4)	190.95
	LX & Touring Models Only (9)	2017-21	RE-67399 (4)	152.95
	All	2004-08	RE-61045 (4)	126.95
Promaster	1500 / 2500 / 3500	2014-21	RE-67209 (4)	168.95
Promaster City	All	2015-21	RE-67270 (4)	179.95
Ford				
Edge	SE & SEL Models Only	2015-18	RE-67272 (4)	132.95
	Sport & Titanium Models Only	2015-18	RE-67292 (4)	131.95
	All	2011-14	RE-62057 (4)	134.95
	All	2007-10	RE-67329 (4)	141.95

Special order item (1) Replacement for OEM harness (4) Includes powered Converter (8) Black connectors on vehicle (9) Grey connectors on vehicle

Model	Body Style	Year	Part #	List Price
Ford - Continued				
Escape	All	2019	RE-67432 (4)	\$ 116.95
	All	2017-18	RE-67320 (4)	138.95
	All	2013-16	RE-67335 (4)	145.95
	All Including Hybrid	2008-12	RE-67329 (4)	141.95
	All Including Hybrid	2005-07	RE-67345	138.95
Escort	2 Door ZX2 & 4 Door (Not Wagon)	1998-02	RE-62004	68.95
Explorer	All	2020-21	RE-62068 (4)	107.95
	All - Connector Has 4-Flat	2011-19	RE-62077	87.95
	All - Connector Has 7-Way	2011-19	RE-67306	132.95
	XLT, Limited & Base (Also 2013 Sport)	2010-13	RE-62068 (4)	107.95
Flex	All	2009-19	RE-67343 (4)	134.95
Focus	4 Door Sedan	2012-18	RE-67138 (4)	131.95
	5 Door Hatchback	2015-18	RE-67273 (4)	131.95
Freestar	All	2004-07	RE-67329 (4)	141.95
Fusion	All	2013-19	RE-67351 (4)	131.95
	All	2006-12	RE-62065 (4)	111.95
Full-Size Pickup	F-150 & F-250 Light Duty - Flareside Only	1997-03	RE-62004	68.95
Ranger Pickup	All	2000-03	RE-62004	68.95
Transit	Transit 150 & 250 - All	2015-19	RE-67327 (4)	141.95
Transit Connect	All	2014-19	RE-67218 (4)	132.95
	All	2010-13	RE-62049 (4)	158.95
Taurus	Sedan Only	2010-19	RE-62068 (4)	107.95
Van	Full-Size - All without Towing Package	2004-14	RE-62016	76.95
	Full-Size - All	1995-03	RE-62004	68.95
Honda				
Accord	2 Door Coupe	2016-17	RE-67301 (4)	124.95
	4 Door, Except Hybrid with LED Tail Lights	2016-17	RE-67299 (4)	85.95
	Hybrid Models with LED Tail Lights	2017	RE-67173 (4)	111.95
	2 & 4 Door without LED Tail Lights	2013-15	RE-63104	61.95
	2 & 4 Door with LED Tail Lights	2013-15	RE-67173 (4)	85.95
	2 Door Models Only	2011-12	RE-63104	80.95
	2 Door Models Only	2006-07	RE-63103	73.95
	4 Door Models Only	1994-02	RE-63101	55.95
Civic	2 Door Coupe	2016-18	RE-67324 (4)	113.95
	4 Door Models - All Except Hybrid & Si	2006-15	RE-63104	80.95
CRV	All	2017-21	RE-67370	77.95
	All	2012-16	RE-63120 (4)	94.95
	All	2007-11	RE-63106	60.95
	All	1997-06	RE-63101	55.95
Element	All	2003-04	RE-63101	55.95
Fit	All	2007-13	RE-63104	80.95
HR-V	All	2016-21	RE-67284 (4)	108.95

(1) Replacement for OEM harness (4) Includes powered Converter (8) Black connectors on vehicle
(9) Grey connectors on vehicle



Rigid Electrical T-Connectors

- Complete one-piece design
- 16 gauge wire for durability
- Designed with original OEM connectors
- Built-in converters where required



RE-62077



RE-67327



RE-67370



Rigid Electrical T-Connectors

- Complete one-piece design
- 16 gauge wire for durability
- Designed with original OEM connectors
- Built-in converters where required



RE-67366



RE-67348



RE-67369



RE-67407

Model	Body Style	Year	Part #	List Price
Honda - Continued				
Odyssey	All (7)	2018-19	RE-67382 (7)	\$ 87.95
	All	2011-17	RE-67378	103.95
	All	2005-10	RE-63107	85.95
	All	1995-04	RE-63101	55.95
Passport	All with Factory Tow Package	2016-22	RE-67291 (4)	80.95
	All	1998-02	RE-63002	134.95
Pilot	All with Factory Tow Package	2016-22	RE-67291 (4)	80.95
	All	2012-15	RE-67170 (4)	134.95
	All	2009-11	RE-67366 (5)	168.95
	All	2003-08	RE-63101	55.95
Ridgeline	All	2017-22	RE-67366 (5)	168.95
Hyundai				
Entourage	All	2007-09	RE-67347 (4)	141.95
Santa Fe	XL Models with Factory Tow Package	2019	RE-67332	110.95
	With Factory Tow Package	2013-18	RE-67332	110.95
	Without Factory Tow Package	2013-18	RE-67184 (4)	141.95
	All	2007-12	RE-66033	83.95
	GLS, SE & Limited Models	2007-12	RE-67346	94.95
Tucson	All	2010-18	RE-67348 (4)	147.95
Veracruz	With Factory Tow Package	2007-12	RE-67332	110.95
Infiniti				
G35 & G37	4 Door Sedan	2007-13	RE-64150 (4)	126.95
Isuzu				
Amigo	All	1998-00	RE-63002	134.95
Hombre	All	1998-00	RE-60021	44.95
I-Pickups	All I-280, 290, 350 & 370 Models	2006-08	RE-60022	79.95
Oasis	All	1996-99	RE-63101	55.95
Rodeo	All Including Sport	1998-04	RE-63002	134.95
Jeep				
Cherokee	All Including Trailhawk Models	2019-21	RE-67406 (4)	192.95
	All Including Trailhawk Models	2014-18	RE-61105 (4)	128.95
Compass	New Body Style - All	2017-21	RE-67369 (4)	158.95
	All - 2017 Old Body Style Only	2011-17	RE-67344 (4)	145.95
	All	2007-10	RE-61050 (4)	142.95
Gladiator	All	2020-22	RE-67407 (4)	172.95
Grand Cherokee	All	2007-13	RE-61117	59.95
Liberty	All	2008-12	RE-67334 (4)	152.95
Patriot	All	2008-17	RE-67333 (4)	126.95
	All	2007	RE-61050 (4)	142.95

Special order item (4) Includes powered converter (5) Includes 7-way socket & mounting bracket - no 4-flat (7) Vehicle fuse box must have pins in fuse locations 10, 11 and 12. If no pins are present, use T-one connector 118753.

Model	Body Style	Year	Part #	List Price
Jeep - Continued				
Renegade	All	2015-21	RE-67274 (4)	\$ 201.95
Wrangler	JL New Body Style - All	2018-22	RE-67407 (4)	172.95
	JK Except RH Drive & Limited Edition (Also Fits 2018 JK - Old Body Style)	2007-17	RE-61124	49.95
	All	1998-06	RE-61123	66.95
Kia				
Forte	All	2019-21	RE-56457	175.95
	All	2010-14	RE-66033	83.95
Rondo	All	2007-12	RE-66003 (4)	103.95
Sedona	With Factory Tow Package	2015-21	RE-67332	110.95
	All	2006-14	RE-67347 (4)	141.95
Sorento	With Factory Tow Package	2007-20	RE-67332	110.95
Soul	All without LED Tail Lights	2010-19	RE-66003	103.95
Sportage	6 Cylinder Models Only	2005-10	RE-66002	65.95
Lexus				
RX-350 & RX-450h	All with Factory Tow Harness	2010-18	RE-65142	35.95
Lincoln - Mercury				
Mariner	All Including Hybrid	2005-11	RE-67329 (4)	141.95
MKS	All	2013-16	RE-62068 (4)	107.95
MKX	All	2016-18	RE-67298 (4)	96.95
	All	2011-15	RE-67121 (4)	137.95
	All	2007-10	RE-67329 (4)	141.95
Mazda				
2	All	2011-14	RE-62070 (4)	108.95
3	Sedan	2014-18	RE-62200 (4)	107.95
	Sedan & Hatchback	2004-13	RE-63104	80.95
5	All	2006-15	RE-62070 (4)	108.95
6	All	2004-08	RE-62200 (4)	107.95
CX-5	All	2017-21	RE-67377 (4)	134.95
	All	2013-15	RE-63104	80.95
CX-9	All	2016-21	RE-67338	77.95
	All	2007-15	RE-62070 (4)	108.95
Tribute	All Including Hybrid	2008-11	RE-67329 (4)	141.95
	All	2005-06	RE-67345 (4)	138.95
Mitsubishi				
Galant	Sedan, 2.4L, Single Exhaust	2009-12	RE-63104	80.95
Lancer	4 Door Sedan (6)	2012-17	RE-67127 (4)	120.95
	5 Door Hatchback (6)	2010-14	RE-67127 (4)	120.95
Outlander	All Except "Sport" Models	2014-20	RE-67189 (4)	120.95
Outlander Sport	All with LED Tail Lights	2011-19	RE-67127 (4)	120.95
Nissan				
Altima	2 Door Coupe	2008-13	RE-64300 (4)	111.95
	4 Door Sedan	2007-15	RE-64300 (4)	111.95
Frontier Pickup	All	2005-22	RE-64004 (1)	34.95
Maxima	All	2007-14	RE-64300 (4)	111.95
Murano	All	2015-22	RE-67267 (4)	118.95
	All	2009-14	RE-64106 (4)	165.95
	All	2003-05	RE-64106 (4)	165.95

(1) Replacement for OEM harness (4) Includes powered converter (6) All except Evolution, Ralliart & models with dual exhaust



Rigid Electrical T-Connectors

- Complete one-piece design
- 16 gauge wire for durability
- Designed with original OEM connectors
- Built-in converters where required



RE-66003



RE-67377



RE-64004



Rigid Electrical T-Connectors

- Complete one-piece design
- 16 gauge wire for durability
- Designed with original OEM connectors
- Built-in converters where required



RE-66302



RE-65133



RE-67350




RE-67349

Model	Body Style	Year	Part #	List Price
Nissan - Continued				
Nv	1500 / 2500 / 3500	2012-20	RE-67148 (4)	\$ 134.95
Pathfinder	All	2005-10	RE-64004	34.95
Rogue	All	2021	RE-66459	155.95
	All Except Rogue Sport	2008-19	RE-64150 (4)	126.95
Sentra	All	2007-12	RE-64300 (4)	111.95
Xterra	All with Factory Tow Prep Package	2005-15	RE-64004 (1)	34.95
Pontiac				
Torrent	All	2007-09	RE-60038	50.95
	All	2006	RE-60037	66.95
Subaru				
Ascent	All	2020-22	RE-66302	68.95
Crosstrek	Except Hybrid (2013-15 XV Crosstrek)	2013-22	RE-66302	68.95
Forester	All	2009-22	RE-66302	68.95
	All	1998-08	RE-66301	70.95
Legacy	All	2020	RE-67444	129.95
	All Except PHEV	2015-19	RE-67246 (4)	117.95
	Sedan & Wagon Except Sport	1996-99	RE-66301	70.95
Outback	All	2010-22	RE-66302	68.95
	Outback Wagon Except Sport	2000-09	RE-66301	70.95
Tribeca	All	2006-14	RE-66301	70.95
Suzuki				
Equator	All	2009-12	RE-64004 (1)	34.95
Toyota				
Avalon	All, Including Hybrid	2013-18	RE-67350 (4)	138.95
	With Dual Exhaust	2011-12	RE-65416 (4)	103.95
Camry	All Except Hybrid	2012-17	RE-62200 (4)	107.95
	All Except SE	2007-11	RE-65416 (4)	103.95
	All Except Hybrid	2007-09	RE-62200 (4)	107.95
Corolla	All Except Hatchback	2014-19	RE-62200 (4)	107.95
	All	2003-13	RE-65422 (4)	83.95
FJ Cruiser	All	2007-14	RE-62200 (4)	107.95
Highlander	All	2008-19	RE-65133	87.95
	All with Tow Prep Package	2008-19	RE-67042	29.95
Pickup	All Except T-100	1989-95	RE-65001	110.95
RAV4	All Including Hybrid	2019-21	RE-67434 (4)	141.95
	All Including Hybrid	2013-18	RE-67350 (4)	138.95
	All	2006-12	RE-65113 (4)	124.95
Sienna	All Except SE Models	2015-20	RE-67261 (4)	131.95
	SE Models Only	2015-20	RE-65203 (4)	137.95
	All	2011-14	RE-65203 (4)	137.95
	All	2004-10	RE-65202	89.95
Tacoma Pickup	All	2016-21	RE-67349 (4)	145.95
	All	1995½-04	RE-65001	110.95
Venza	All	2009-16	RE-65416 (4)	103.95

(1) Replacement for OEM harness (4) Includes powered converter

Model	Body Style	Year	Part #	List Price
Acura				
CL	All	1997-03	118336	\$ 63.95
ILX	All	2013-22	118627 (4)	152.95
MDX	All - T-One Has 4-Flat Plug	2022	118839 (4)	210.95
	All - T-One Has 4-Flat Plug	2014-20	118628 (4)	89.95
	All - T-One Has 7-Way Socket	2014-20	118289 (1)	194.95
	All	2007-13	118424 (4)	81.95
	All	2001-06	118336	63.95
RDX	With +12V Power Provision	2019-22	118800 (4)	99.95
	Without +12V Power Provision	2019-22	118804 (4)	108.95
	All	2013-18	118569 (4)	116.95
	All	2007-12	118500 (4)	89.95
RLX	All	2014-20	118626 (4)	135.95
TL	All	2009-14	118537 (4)	160.95
	All	2004-08	118489	89.95
	All	1996-03	118336	63.95
TLX	All	2021-22	118857	151.85
	All	2016-19	118697 (4)	152.95
TSX	All	2009-14	118420	99.95
	All	2006-08	118302	89.95
ZDX	All	2010-13	118503 (4)	96.95
BMW				
3-Series	320i, 320i Xdrive, 328D & 328D Xdrive, 328i, 328i GT Xdrive & 328i Xdrive, 330E, 330i, 340i & 340i Xdrive See Website for Specific Models and Years	Various	118713 (4)	194.95
X1	All	2020-22	118843 (4)	209.95
	All	2016-19	118717 (4)	194.95
X2	All	2018-22	118789 (4)	177.95
X3	All	2018-21	118823	194.95
Buick				
Enclave	All - T-One Has 4-Flat Plug	2018-22	118761 (1)	45.95
	All - T-One Has 7-Way Socket	2018-22	118287 (1)	77.95
	All - T-One Has 4-Flat Plug	2013-17	118270 (1)	76.95
	All - T-One Has 7-Way Socket	2013-17	118271 (1)	135.95
	All	2008-12	118450	77.95
Encore	All Except Encore GX	2017-22	118745 (4)	124.95
	Encore GX	2020-22	118829 (4)	187.95
	All	2013-16	118588 (4)	135.95
Envision	All	2021-22	118841	54.95
	All	2016-20	118725	54.95
Lacrosse	All	2010-16	118497 (4)	152.95
	All	2005-09	118479	77.95
Lucerne	All	2006-11	118419	54.95
Rainier	All with Factory 7-Way	2004-07	118384	88.95
Regal	All	2014-17	118639 (4)	152.95
	Sportback & Tour-X	2018-20	118783 (4)	135.95
	All	2011-13	118504 (4)	152.95
Rendezvous	All	2002-07	118383	80.95
Terraza	All	2005-07	118396	80.95
Verano	All	2012-17	118564 (4)	141.95

 Special order item (1) Replacement for OEM Harness (4) Includes Powered Converter



- T-connector & 4-flat - in one
- Gives "Factory" appearance
- Additional Harnesses available for 6-way & 7-way wiring applications



118287



118745



118384

4-Flat Upgrades

- Installs between wiring harness & factory 7-way Connectors
- Installs in seconds

118384 Applications

Chev/GMC/Buick/Cadillac/Olds
(All with Factory 7-Way)

1999-20 Silverado & Sierra
2007-12 Acadia
2002-11 Avalanche
2002-04 Bravada
2004-12 Colorado / Canyon
2008-20 Enclave
2002-09 Envoy
2002-20 Escalade, EXT & ESV
2003-09 Hummer H2
2006-10 Hummer H3
2000-20 Suburban
2000-11 Tahoe
2002-09 Trailblazer
2009-12 Traverse
2000-11 Yukon / XL / Denali



- T-connector & 4-flat - in one
- Gives "Factory" appearance
- Additional Harnesses available for 6-way & 7-way wiring applications



118720



118750



118384

4-Flat Upgrades

- Installs between wiring harness & factory 7-way Connectors
- Installs in seconds

118384 Applications

Chev/GMC/Buick/Cadillac/Olds
(All with Factory 7-Way)

- 1999-20 Silverado & Sierra
- 2007-12 Acadia
- 2002-11 Avalanche
- 2002-04 Bravada
- 2004-12 Colorado / Canyon
- 2008-20 Enclave
- 2002-09 Envoy
- 2002-20 Escalade, EXT & ESV
- 2003-09 Hummer H2
- 2006-10 Hummer H3
- 2000-20 Suburban
- 2000-11 Tahoe
- 2002-09 Trailblazer
- 2009-12 Traverse
- 2000-11 Yukon / XL / Denali

Model	Body Style	Year	Part #	List Price
Cadillac				
ATS	All	2013-20	118580 (4)	\$ 124.95
CT6	All	2016-20	118732 (4)	141.95
CTS	4 Door Sedan Only	2014-20	118645 (4)	124.95
	4 Door Sedan Only	2008-13	118466 (4)	124.95
CTS & CTS-V	All	2003-07	118440 (4)	124.95
DTS	All	2006-11	118535 (4)	135.95
Escalade	All Including EXT & ESV	2002-22	118384	88.95
SRX	All with Factory Tow Package	2010-16	118259 (1)	31.95
XT4	All	2019-22	118795	38.95
XT5	All - T-One Has 4-Flat Plug	2017-22	118720 (1)	38.95
	All - T-One Has 7-Way Socket	2017-212	118276 (1)	77.95
XT6	All - T-One Has 4-Flat Plug	2020-22	118720 (1)	38.95
Chevrolet / GMC				
Acadia	All Except 2017 Limited - T-One Has 4-Flat Plug	2017-22	118720 (1)	38.95
	All Except 2017 Limited - T-One Has 7-Way	2017-22	118276 (1)	77.95
	All (2017 Limited - Old Body Style)	2013-17	118270 (1)	76.95
	All - T-One Has 7-Way (2017 Limited)	2013-17	118271 (1)	135.95
	All	2007-12	118451	89.95
Avalanche	All with Factory 7-Way	2002-11	118384	88.95
Aveo	4 Door Sedan	2007-11	118514	98.95
	4 Door Sedan	2004-06	118485	108.95
	5 Door Hatchback	2004-11	118485	108.95
Blazer / Jimmy	All - T-One Has 4-Flat Plug	2019-22	118720 (1)	38.95
	All - T-One Has 7-Way Socket	2019-22	118276 (1)	77.95
	Full-Size	1992-94	118319	45.95
	Full-Size	1985-91	118312	38.95
Bolt EUV	All	2022	118845 (4)	203.95
	All	2016-18	118690 (4)	141.95
	All	2012-13	118556 (4)	135.95
Camaro	All	2010-11	118486 (4)	141.95
	All	2012-13	118556 (4)	135.95
	All	2016-18	118690 (4)	141.95
Captiva Sport	All	2012	118443 (4)	160.95
City Express	All	2015-20	118597 (4)	141.95
Cobalt	All 2 Door Models Including SS	2005-11	118407	54.95
	All 4 Door Models Including SS	2005-11	118398	72.95
Colorado / Canyon	All	2004-12	118301	88.95
Cruze	Hatchback	2017-19	118734 (4)	194.95
	New Body Style - Except Hatchback	2016-19	118696 (4)	116.95
	All (2016 Limited - Old Body)	2011-16	118508 (4)	160.95
Equinox & Terrain	All Equinox Except Premier Models	2018-22	118750 (4)	135.95
	Equinox Premier	2018-22	118759 (4)	124.95
	With Tow Prep Package - T-One Has 4-Flat Plug	2018-22	118285	57.95
	Terrain without Relay Provisions	2018-22	118764 (4)	141.95
	All	2010-17	118494 (4)	135.95
	All with Factory Tow Package	2010-17	118264 (1)	28.95
	All	2007-09	118432	63.95
All	2005-06	118391	72.95	

🔧 Special order item (1) Replacement for OEM harness (4) Includes Powered Converter

Model	Body Style	Year	Part #	List Price
Chevrolet / GMC - Continued				
Express / Savana Van	Full-Size	2003-22	118392	\$ 72.95
	Full-Size	2000-02	118377	80.95
	Full-Size with Factory Tow Package	1996-03	118240 (1)	28.95
	Full-Size without Tow Package	1996-99	118335	80.95
HHR	All	2006-11	118407	54.95
Impala	All Except Impala Limited	2014-20	118590 (4)	116.95
	All (Also 2014-16 Impala Limited)	2006-13	118417	54.95
	All	2000-05	118512	54.95
Lumina APV	All	1993-96	118337	42.95
Malibu	All Except Premier (New Body Style)	2016-22	118689 (4)	141.95
	Premier Models Only (New Body Style)	2016-22	118740 (4)	124.95
	All Except LTZ Models (Also 2016 Limited)	2014-15	118604 (4)	152.95
	All Except LTZ Models	2013	118576 (4)	135.95
	Limited, LTZ Models (Old Body Style)	2016	118602 (4)	141.95
	LTZ Models Only	2013-15	118602 (4)	141.95
	All Except LTZ Models	2008-12	118450	77.95
	Classic Body Only - 4 Door & SS 4 Door	2008	118439	63.95
Malibu Maxx	4 Door Sedan Only - Includes 06-07 SS	2004-07	118439	63.95
	All Except SS	2006-07	118439	63.95
Malibu Maxx	All	2004-05	118439	63.95
	All	2004-05	118439	63.95
Pickup	Full-Size with Factory 7-Way Package	1999-18	118384 (3)	88.95
	Full-Size - Includes 99-2000 Classic	1988-98	118315 (6)	45.95
	Full-Size - Also 1988-91 Crew Cab	1985-87	118312	38.95
	Full-Size C/K Series	1973-84	118311	28.95
S-10 / S-15 Pickup & Sonoma	All	1998-04	118359	54.95
	All	1985-97	118312	38.95
Sonic	4 Door Sedan & 5 Door Hatchback	2017-19	118755 (4)	141.95
	4 Door Sedan & 5 Door Hatchback	2012-16	118640 (4)	160.95
Spark	All	2016-22	118694 (4)	152.95
	All	2013-15	118575 (4)	160.95
Suburban	All with Factory 7-Way Package	2000-20	118384 (3)	88.95
	All	1992-99	118319	45.95
	All	1985-91	118312	38.95
	All	1973-84	118311	28.95
Tahoe / Yukon	All Including Yukon XL with Factory 7-Way	2000-11	118384 (3)	88.95
	1995-00 Tahoe, 1992-00 Yukon	1992-00	118319	45.95
Tracker	All - Also 1996-97 Geo Tracker	1998-04	118372	54.95
Trailblazer	All with LED Lights	2021-22	118846	163.92
	All without LED Lights	2021-22	118825	197.95
Trailblazer / Envoy	All with Factory 7-Way Package	1999-09	118384	88.95
Traverse	All - T-One Has 4-Flat Plug	2018-22	118761 (1)	45.95
	All - T-One Has 7-Way Socket	2018-22	118287 (1)	77.95
	All - T-One Has 4-Flat Plug	2013-17	118270 (1)	76.95
	All - T-One Has 7-Way Socket	2013-17	118271 (1)	135.95
	All	2009-12	118450	77.95
Trax	All Except LS	2017-22	118751 (4)	124.95
	LS Only	2017-22	118659 (4)	135.95
	All	2013-16	118659 (4)	135.95
Uplander	All	2005-09	118396	80.95
Van	Full-Size	1987-95	118338	42.95
Venture	All	1997-05	118355	82.95
Volt	All	2017-19	118726 (4)	141.95

🚚 Special order item (1) Replacement for OEM harness (3) New body style only (4) Includes powered converter (6) Will not fit 1988-91 crew cab models



- T-connector & 4-flat - in one
- Gives "Factory" appearance
- Additional Harnesses available for 6-way & 7-way wiring applications



118287



118751



118384

4-Flat Upgrades

- Installs between wiring harness & factory 7-way Connectors
- Installs in seconds

118384 Applications

Chev/GMC/Buick/Cadillac/Olds
(All with Factory 7-Way)

1999-21 Silverado & Sierra
2007-12 Acadia
2002-11 Avalanche
2002-04 Bravada
2004-12 Colorado / Canyon
2008-20 Enclave
2002-09 Envoy
2002-20 Escalade, EXT & ESV
2003-09 Hummer H2
2006-10 Hummer H3
2000-20 Suburban
2000-11 Tahoe
2002-09 Trailblazer
2009-12 Traverse
2000-11 Yukon / XL / Denali



- T-connector & 4-flat - in one
- Gives "Factory" appearance
- Additional Harnesses available for 6-way & 7-way wiring applications



118617



118536

4-Flat Upgrades

- Installs between wiring harness & factory 7-way Connectors
- Installs in seconds

118381 Applications

Chrysler, Dodge, Jeep & RAM
(All with Factory 7-Way)

2007-08 Dodge Aspen
2001-03 Dodge Full-Size Van
2000-08 Dodge Durango
2000-08 Dodge RAM 1500
2000-09 Dodge RAM 2500/3500
2000-09 Dodge Dakota
2000-10 Jeep Grand Cherokee
2003-09 Dodge Sprinter
2003-09 Frtliner Sprinter

118384 Applications


Chrysler, Dodge, Jeep & RAM
(All with Factory 7-Way)

2009 Dodge Aspen
2009 Dodge Durango
2009-20 Dodge RAM 1500
2010-21 Dodge RAM 2500/3500
2011-21 Jeep Grand Cherokee
2009-12 Jeep Liberty

Model	Body Style	Year	Part #	List Price
Chrysler / Dodge / RAM				
200	4 Door Sedan	2015-17	118638 (4)	\$ 124.95
	All Including Convertible	2012-14	118577 (4)	141.95
	All Including Convertible	2011	118550 (4)	152.95
300	All	2015-22	118658 (4)	124.95
	All Including 300C	2011-14	118600 (4)	135.95
	All Including 300C	2008-10	118406 (4)	115.95
	All Except 300C	2005-07	118404	63.95
	300C Only	2005-07	118406 (4)	115.95
	300M - All	1999-04	118364	98.95
Aspen	All	2007-09	118390 (4)	141.95
Avenger	All	2012-14	118577 (4)	141.95
	All	2011	118550 (4)	152.95
	All	2008-10	118445 (4)	160.95
Caliber	All	2008-12	118552 (4)	152.95
	All	2007	118428 (4)	152.95
Grand Caravan Caravan Town & Country Ram C/V Tradesman	All - T-One Has 4-Flat Plug	2011-20	118534 (4)	171.95
	All - T-One Has 7-Way Socket	2011-20	22121 (7)	339.95
	All	2008-10	118552 (4)	152.95
	All	2004-07	118300	77.95
	All	2001-03	118376	72.95
	All	1996-00	118334	98.95
	All	1991-95	118323	70.95
Challenger	All	2015-22	118656 (4)	135.95
	All	2008-14	118404	63.95
Charger	All	2015-22	118655 (4)	124.95
	All	2011-14	118560 (4)	160.95
	All	2006-10	118404	63.95
Concorde	All - Also 1999 LHS	1998-02	118364	98.95
Dakota Pickup	All	2003-11	118323	70.95
	All	1995-03	118329	77.95
	All	1987-94	118317	77.95
Dart	All	2013-16	118568 (4)	135.95
Durango	All	2014-22	118617 (4)	152.95
	All	2014-22	22113 (7)	279.95
	All	2011-13	118552 (4)	152.95
	All	2004-09	118390 (4)	141.95
	All	1998-03	118334	98.95
Intrepid	All	1998-04	118364	98.95
Journey	With LED Tail Light Package Only	2011-20	118536 (4)	141.95
	Without LED Tail Light Package	2012-20	118567 (4)	152.95
	All	2010	118495	72.95
	All	2009	118474 (4)	152.95
Magnum	All	2005-08	118402 (4)	160.95
Nitro	All	2007-11	118554 (4)	160.95
Pacifica	All	2021-22	118835 (4)	187.95
	Limited, Touring L & Touring L Plus (8)	2017-20	118712 (4)	218.95
	LX & Touring Models Only (9)	2017-20	118723 (4)	152.95
	All	2004-08	118303 (4)	141.95

(1) Replacement for OEM harness (4) Includes powered converter

Model	Body Style	Year	Part #	List Price
Chrysler / Dodge / RAM - Continued				
Pickup	Full-Size 2500 & 3500 Models	2002	118329	\$ 77.95
	All Full-Size Models	1995-01	118329	77.95
	All Full-Size Models	1986-94	118317	77.95
ProMaster	1500, 2500 & 3500 Models	2014-22	118618 (4)	195.95
	1500 (2014-18) 2500 & 3500 All	2014-22	22112 (7)	294.95
ProMaster City	All	2015-22	118719 (4)	152.95
Sprinter	2500 & 3500 - All	2007-09	118650 (4)	141.95
Sebring	All	2007-10	118444 (4)	160.95
Van	All Full-Size Models	2001-03	118381	75.95
	All Full-Size Models	1999-00	118368	28.95
Voyager	All	2020-22	118723	152.95
Fiat				
500	All	2012-18	118546 (4)	169.95
500L	All	2014-20	118772 (4)	141.95
500X	All	2016-20	118693 (4)	203.95
Ford				
Bronco	All	2021-22	118849	210.95
Bronco Sport	All	2021-22	118836 (4)	210.95
Edge	All Except Titanium Models	2019-22	118805 (4)	176.95
	Titanium Models Only	2019-22	118806 (4)	160.95
	All Except Sport & Titanium Models	2015-18	118669 (4)	152.95
	Sport & Titanium Models Only	2015-18	118677 (4)	152.95
	All Including Sport Models	2011-14	118515 (4)	169.95
	All	2007-10	118551 (4)	160.95
Escape	All	2020-22	118816 (4)	152.95
	All	2019	118802 (4)	141.95
	All	2017-18	118715 (4)	160.95
	All	2013-16	118566 (4)	171.95
	All Including Hybrid	2008-12	118551 (4)	160.95
	All, Except Models with Backup Sensors	2008-12	118251 (1)	31.95
	All Including Hybrid	2005-07	118426 (4)	141.95
	All	2000-03	118343	98.95
Escort	2 Door ZX2 & 4 Door (Not Wagons)	1997-03	118344	54.95
Excursion	All	2000-03	118344	54.95
Expedition	All without Towing Package	1997-03	118344	54.95
Explorer	All	2020-22	118599	124.95
	All - T-One Has 4-Flat	2011-19	118540	99.95
	All - T-One Has 7-Way	2011-19	118272	124.95
	2 Door Sport Models	2001-03	118344	54.95
	4 Door Models Only	2002-03	118344	54.95
	4 Door Models Only	2001	118345 (4)	135.95
	All without Towing Package	1995-00	118345 (4)	135.95
	All with Towing Package	1995-01	118241 (1)	36.95
Explorer Sport Trac	All	2002-03	118344	54.95
Fiesta	4 Door Sedan	2014-19	118766 (4)	116.95
	4 Door Sedan	2011-13	118422 (4)	116.95
	5 Door Hatchback	2014-19	118641 (4)	124.95
	5 Door Hatchback	2011-13	118471 (4)	152.95

 Special order part (1) Replacement for OEM harness (4) Includes powered converter (7) 7-way prep kit tow harness (8) Black connectors on vehicle (9) Grey connectors on vehicle



- T-connector & 4-flat - in one
- Gives "Factory" appearance
- Additional Harnesses available for 6-way & 7-way wiring applications



118381



118849

4-Flat Upgrades

- Installs between wiring harness & factory 7-way Connectors
- Installs in seconds

118381 Applications

Chrysler, Dodge, Jeep & RAM
(All with Factory 7-Way)

2007-08 Dodge Aspen
2001-03 Dodge Full-Size Van
2000-08 Dodge Durango
2000-08 Dodge RAM 1500
2000-09 Dodge RAM 2500/3500
2000-09 Dodge Dakota
2000-10 Jeep Grand Cherokee
2003-09 Dodge Sprinter
2003-09 Freightliner Sprinter

118384 Applications

Chrysler, Dodge, Jeep & RAM
(All with Factory 7-Way)

2009 Dodge Aspen
2009 Dodge Durango
2009-20 Dodge RAM 1500
2010-20 Dodge RAM 2500/3500
2011-21 Jeep Grand Cherokee
2009-12 Jeep Liberty



- T-connector & 4-flat - in one
- Gives "Factory" appearance
- Additional Harnesses available for 6-way & 7-way wiring applications



118574



118866

6-Way & 7-Way Adapter Upgrades

- Plugs into OEM harness
- 6-Way models include
- 7-Way models use OEM style water-tight plugs

6-Way Applications
20028 - \$32.95

1997-03 Ford F-150 & F-250 Light Duty Pickup
2004 F-150 Heritage

7-Way Applications
118242 - \$160.95

1997-03 Ford F-150 & F-250 Light Duty Pickup
2004 F-150 Heritage
118243 - \$124.95
1999-01 Ford F-250 - F-550 Super Duty Pickup
118247 - \$160.95
2004 F-150 (New Body)

Model	Body Style	Year	Part #	List Price
Ford - Continued				
Five Hundred	All	2005-07	118395	\$ 54.95
Flex	All	2009-20	118472	72.95
Focus	Sedan Only	2012-18	118548 (4)	135.95
	5 Door Hatchback	2015-18	118674 (4)	152.95
	5 Door Hatchback Expect ST Models	2012-14	118549 (4)	152.95
	2 & 4 Door	2008-11	118457	54.95
Freestar	All	2004-07	118385 (4)	141.95
Freestyle	All	2005-07	118395	54.95
Fusion	All Including Hybrid	2013-20	118574 (4)	135.95
	All	2006-12	118422 (4)	116.95
Maverick	All - Has 4-Way Flat	2022	118866	163.95
Mustang	Mach-E All Styles	2021-22	118840 (4)	210.95
	All	2010-21	118487 (4)	135.95
Pickup	F-150 - All - T-One Has 7-Way	2015-20	118283	124.95
	F-150 Flareside & Supercrew Only (5)	1997-03	118344	54.95
	Full-Size (Old Body Style)	1987-96	118316	63.95
	Full-Size	1980-86	118313	28.95
Ranger Pickup	All	2019-21	22124 (7)	150.95
	All without Towing Package	2000-03	118344	54.95
	All without Towing Package	1993-99	118325	108.95
	All with Towing Package	1998-99	118241 (1)	36.95
	All	1986-92	118314	60.95
	All	1983-85	118313	28.95
Taurus	4 Door Sedan	2010-19	118599 (4)	124.95
	Sedan Only	2008-09	118447	63.95
	Sedan Only	2000-03	118375	45.95
	Sedan Only Includes SHO	1996-99	118333	73.95
Taurus X	All - SUV	2008-09	118448	63.95
Transit	Transit-150 & 250 - All	2015-22	118643 (4)	161.95
	Transit-150 & 250 - All	2015-22	22114 (7)	303.95
	Transit-350 - Except Single Rear Wheel with 148" Wheelbase	2015-22	118722 (4,10)	152.95
	Transit-350 - All	2015-22	22116 (7,10)	303.95
Transit Connect	All	2014-22	118613 (4)	152.95
	All	2010-13	118585 (4)	218.95
Van	All with 2-Wire Systems	2008-14	118551 (4)	160.95
	All - T-One Has a 4-Flat	2009-12	118260 (5)	36.95
	All - T-One Has a 7-Way Round	2009-12	118261 (6)	115.95
	All Full-Size Except Cab & Chassis	1995-03	118344	54.95
	All Full-Size Models	1992-94	118343	98.95
Windstar	All Built After 11/02	2003	118305 (4)	151.95
Freightliner				
Sprinter	2500 & 3500 - All	2007-13	118650 (4)	141.95
	2500 & 3500 - All (7)	2014-19	22115 (7)	410.95
Honda				
Accord	All	2018-22	118776 (4)	124.95
	2 Door Models Only	2016-17	118695 (4)	141.95
	4 Door Models Only	2016-17	118684 (4)	135.95
	2 & 4 Door without LED Tail Lights	2013-15	118596 (4)	135.95
	2 & 4 Door with LED Tail Lights	2013-15	118586 (4)	124.95

Special order part (1) Replacement for OEM harness (4) Includes powered converter
 (5) Must be equipped with Ford Class I tow package (6) Must be equipped with Ford Class II tow package
 (7) 7-way prep kit tow harness (10) If vehicle has black electrical connectors behind tail lights, use 118643 or 22114 instead

Model	Body Style	Year	Part #	List Price
Honda - Continued				
Accord Continued	2 & 4 Door	2008-12	118420	\$ 99.95
	2 Door Models Only	2006-07	118436	80.95
	2 Door Models Only	2003-05	118441	89.95
	4 Door Models Only	2003-07	118302	89.95
	4 Door Sedan Only	1994-02	118336	63.95
Civic	4 Door Coupe	2021-22	118859	177.28
	4 Door Sedan	2016-20	118686 (4)	160.95
	2 Door Coupe	2016	118724 (4)	160.95
	2 Door Except Hybrid & Si Models	2006-15	118437	98.95
	4 Door Except Hybrid & Si Models	2006-15	118420	99.95
CR-V	All	2017-22	118741 (4)	89.95
	All	2012-16	118561	141.95
	All	2007-11	118427	72.95
	All	1997-06	118336	63.95
CR-Z	All	2011-12	118533 (4)	62.95
	All	2014-15	118642 (4)	89.95
Crosstour	All	2010-12	118500 (4)	89.95
	All	2007-11	118465 (4)	116.95
Element	All	2003-04	118336	63.95
	All	2014-22	118767 (4)	194.95
Fit	All	2007-13	118420	99.95
	All	2016-22	118673 (4)	116.95
HR-V	All with Fuse Provisions	2018-22	118781 (4,7)	89.95
	All without Fuse Provisions	2018-22	118753 (4)	99.95
	All	2011-17	118521 (4)	124.95
	All	2005-10	118438	98.95
	All	1995-04	118336	63.95
Odyssey	All - T-One Has 4-Flat	2019-22	118809 (4)	116.95
	All - T-One Has 7-Way	2019-22	118291 (4)	210.95
	All	1998-02	118360	141.95
	All	1994-97	118331	63.95
Passport	All - T-One Has 4-Flat	2016-22	118760 (4)	141.95
	All - T-One Has 7-Way	2016-22	118286 (1,4)	177.95
	All - T-One Has a 4-Flat	2012-15	118558 (4)	187.95
	All - T-One Has a 7-Way Round	2012-15	118265 (1,4)	252.95
	All - T-One Has a 4-Flat	2009-11	118491 (4)	141.95
	All - T-One Has a 7-Way Round	2009-11	118253 (1,4)	186.95
	All	2003-08	118336	63.95
Prelude	All	2001-02	118336	63.95
	All - T-One Has a 4-Flat	2017-22	118778 (4)	80.95
Ridgeline	All - T-One Has a 7-Way Round	2017-22	118288 (4)	115.95
	All - T-One Has a 4-Flat	2009-14	118491 (4)	141.95
	All - T-One Has a 7-Way Round	2009-14	118253 (1,4)	186.95
	All	2006-08	118400	141.95
	Hyundai			
Accent	4 Door Sedan	2012-17	118559 (4)	135.95
	5 Door Hatchback	2013-17	118771 (4)	124.95
Azera	All	2012-16	118595 (4)	124.95
	All	2006-11	118413	133.95

🚚 Special order part (1) Replacement for OEM harness (4) Includes powered converter (7) 7-way prep kit tow harness



- T-connector & 4-flat - in one
- Gives "Factory" appearance
- Additional Harnesses available for 6-way & 7-way wiring applications

T-One Optional Adapters



20320

20320 - 6-Way Socket
Round Pins - Metal
List Price - \$ 52.95



74184

74184 - 7-Way Socket
Flat Pins - Plastic
List Price - \$ 36.95

118799 - 7-Way Socket with 20 Feet of 12-2 Wire
Flat Pins - Plastic
List Price - \$ 141.95

20322 - 7-Way Socket
Flat Pins - Metal
List Price - \$ 52.95



12-726

12-726 - 7-Way Socket
Round Pins - Metal
List Price - \$ 54.95
(Manufactured By Pollak)



118144

118144 - Mounting Bracket
Fits 4-Flat Plug
Black - Metal
List Price - \$ 8.95



- T-connector & 4-flat - in one
- Gives "Factory" appearance
- Additional Harnesses available for 6-way & 7-way wiring applications

T-One Optional Adapters



20320 - 6-Way Socket
Round Pins - Metal
List Price - \$ 52.95



74184 - 7-Way Socket
Flat Pins - Plastic
List Price - \$ 36.95

118799 - 7-Way Socket With 20 Feet of 12-2 Wire
Flat Pins - Plastic
List Price - \$ 141.95

20322 - 7-Way Socket
Flat Pins - Metal
List Price - \$ 52.95



12-726 - 7-Way Socket
Round Pins - Metal
List Price - \$ 54.95
(Manufactured By Pollak)



118144 - Mounting Bracket
Fits 4-Flat Plug
Black - Metal
List Price - \$ 8.95

Model	Body Style	Year	Part #	List Price
Hyundai - Continued				
Elantra	All	2021-22	118834 (4)	\$ 169.95
	4 Door Except Limited Models	2017-21	118692 (4)	124.95
	4 Door Limited Models Only	2017-21	118711 (4)	124.95
	4 Door Sedan	2011-16	118532 (4)	135.95
	4 Door Limited Models Only	2016	118678 (4)	124.95
	2 Door Coupe	2011-15	118532 (4)	135.95
	Elantra GT	2014-21	118692 (4)	124.95
	4 Door Sedan	2007-10	118433	98.95
Entourage	All	2007-09	118410 (4)	160.95
Genesis	G80	2017-22	118738 (4)	100.95
	Sedan	2015-16	118738 (4)	100.95
	2 Door Coupe	2010-12	118522 (4)	135.95
	4 Door Sedan	2009-11	118476 (4)	124.95
Ioniq	All	2017-22	118758 (4)	116.95
Palisade	All	2020-22	118784 (4)	89.95
Santa Fe	All Except XL Models	2019-22	118784 (4)	89.95
	XL with Factory Tow Package	2019	118269 (4) 22122 (7)	125.95 354.95
	6/7 Passenger Models	2013-17	118269 (4) 22122 (7)	125.95 354.95
	Sport - 5 Passenger Models	2013-18	118571 (4)	171.95
	Sport - 5 Passenger with Factory Tow Package	2013-18	118269 (4) 22122 (7)	125.95 354.95
	All	2007-12	118415	98.95
	All with Factory Towing Package	2007-12	118258 (1,4)	115.95
Sonata	All	2020-22	118819	141.95
	All	2018-19	118762 (4)	124.95
	All Except Hybrid	2015-17	118644 (4)	124.95
	All Except Hybrid	2011-14	118557 (4)	135.95
	Hybrid Models Only	2011-15	118663 (4)	116.95
	All	2010	118557 (4)	135.95
	All	2006-09	118433	98.95
Tucson	All	2019-22	118812 (4)	177.95
	All	2010-18	118501 (4)	152.95
	All	2005-09	118397	135.95
Venue	All	2020-22	118818 (4)	166.95
Veracruz	All	2007-12	118269 (4) 22122 (7)	125.95 354.95
Infiniti				
FX37 & FX50	All	2013	118593 (4)	135.95
FX35 & FX50	All	2009-12	118593 (4)	135.95
G35 & G37	4 Door Sedan	2007-13	118480 (4)	141.95
Q50	All	2014-22	118672 (4)	124.95
QX4	All	1997-03	118361	80.95
QX30	All	2017-20	118736 (4)	124.95
QX50	All	2019-22	118796 (4)	152.95
QX56	All with Factory 7-Way	2004-12	118384	88.95
QX60	All	2014-22	118670	187.95
	All (7-Way, Harness & Relays)	2014-20	118273	194.95

Special order part (1) Replacement for OEM harness (4) Includes powered converter (7) 7-way prep kit tow harness

Model	Body Style	Year	Part #	List Price
Isuzu				
Amigo	All	1998-00	🚚 118360	\$ 141.95
Hombre'	All	1998-00	118359	54.95
	All	1996-97	118312	38.95
I-Pickups	All I-280 & I-350 Models	2006-08	118301	88.95
Oasis	All	1996-99	118336	63.95
Rodeo	All Including Sport	1998-04	🚚 118360	141.95
	All	1992-97	118331	63.95
Trooper	All	1992-02	🚚 118339	63.95
Jaguar				
E-Pace	All	2018-22	118788 (4)	141.95
F-Pace	All	2018-22	118785 (4)	135.95
	All	2017	118748 (4)	61.95
Jeep				
Cherokee	All Including Trailhawk	2019-22	118779 (4)	141.95
	All Including Trailhawk	2014-18	118605 (4)	152.95
	Downsize - All Including Wagoneer	1997-01	118354	89.95
Commander	All	2006-10	118408	135.95
Compass	New Body Style - All	2017-22	118752 (4)	169.95
	All - 2017 Old Body Style Only	2011-17	118539 (4)	169.95
	All	2007-10	118428 (4)	152.95
Gladiator	All	2020-22	118786 (4)	177.95
Grand Cherokee L	All	2021-22	118847 (4) 22126 (7)	210.95 395.95
Grand Cherokee	WK	2022	118727 (4)	152.95
	All	2014-21	118727 (4)	152.95
	All	2007-13	118425	63.95
	All	2005-06	118394 (4)	141.95
	All	1999-04	118369 (4)	88.95
	All without Trailer Towing Package	1995-98	118349 (4)	135.95
Liberty	All	2008-12	118554 (4)	160.95
	All	2002-07	118524 (4)	169.95
Patriot	All	2008-17	118552 (4)	152.95
	All	2007	118428 (4)	152.95
Renegade	All	2015-22	118651 (4)	218.95
Wrangler	JL- New Body Style	2018-22	118786 (4)	177.95
	JK Except Right Hand Drive & Limited Edition (Also Fits 2018 JK - Old Body Style)	2007-17	118416	54.95
	All	1998-06	118409	77.95
	All	1991-97	118356	63.95
Kia				
Amanti	All	2007-09	118453	98.95
Cadenza	All	2014	118616 (4)	61.95
Forte	4 Door Sedan	2019-22	118814 (4)	210.95
	4 Door Sedan	2014-18	118594 (4)	124.95
	4 Door Sedan	2010-13	118415	98.95
K5	All	2021-22	118837 (4)	169.95
Niro	All Except Plug-in Hybrid Models	2017-22	118749 (4)	124.95
Optima	All	2011-20	118453	98.95
	All	2009-10	118433	98.95
Rio	4 Door Sedan	2018-21	118793 (4)	135.95
	4 Door Sedan	2012-17	118570 (4)	135.95
	5 Door Hatchback	2012-16	118570 (4)	135.95
Rondo	All	2007-10	118431	152.95

🚚 Special order part (4) Includes powered converter (7) 7-way prep kit tow harness



- T-connector & 4-flat - in one
- Gives "Factory" appearance
- Additional Harnesses available for 6-way & 7-way wiring applications

T-One Optional Adapters



20320

20320 - 6-Way Socket
Round Pins - Metal
List Price - \$ 52.95



74184

74184 - 7-Way Socket
Flat Pins - Plastic
List Price - \$ 36.95

118799 - 7-Way Socket With 20 Feet of 12-2 Wire
Flat Pins - Plastic
List Price - \$ 141.95

20322 - 7-Way Socket
Flat Pins - Metal
List Price - \$ 52.95



12-726

12-726 - 7-Way Socket
Round Pins - Metal
List Price - \$ 54.95
(Manufactured By Pollak)



118144

118144 - Mounting Bracket
Fits 4-Flat Plug
Black - Metal
List Price - \$ 8.95



- T-connector & 4-flat - in one
- Gives "Factory" appearance
- Additional Harnesses available for 6-way & 7-way wiring applications

T-One Optional Adapters



20320

20320 - 6-Way Socket
Round Pins - Metal
List Price - \$ 52.95



74184

74184 - 7-Way Socket
Flat Pins - Plastic
List Price - \$ 36.95

118799 - 7-Way Socket With 20 Feet of 12-2 Wire
Flat Pins - Plastic
List Price - \$ 141.95

20322 - 7-Way Socket
Flat Pins - Metal
List Price - \$ 52.95



12-726

12-726 - 7-Way Socket
Round Pins - Metal
List Price - \$ 54.95
(Manufactured By Pollak)



118144

118144 - Mounting Bracket
Fits 4-Flat Plug
Black - Metal
List Price - \$ 8.95

Model	Body Style	Year	Part #	List Price
Kia - Continued				
Sedona	All	2015-21	118269 (4) 22122 (7)	\$ 125.95 354.95
	All	2006-14	118410 (4)	160.95
	All	2002-05	118309	80.95
Seltos	All	2021-22	118828	175.95
Sorento	EX & LX I4 (4 Cylinder) Models	2014-22	118583 (4)	171.95
	Base I4, EX I4 & LX I4 Models	2011-13	118506 (4)	187.95
	EX V6 & Limited V6 Models	2014-22	118269 (4) 22122 (7)	125.95 354.95
	EX V6 with Factory Tow Package & All LX V6	2011-13	118269 (4) 22122 (7)	125.95 354.95
	EX V6 & LX V6 without Factory Tow Package	2011-13	118506 (4)	187.95
	LX V6 & SX V6 Models	2011-22	118269 (4) 22122 (7)	125.95 354.95
	All with Factory Tow Package	2007-09	118269 (4) 22122 (7)	125.95 354.95
	All	2003-06	118307	72.95
Soul	All without LED Tail Lights	2020-22	118813 (4)	160.95
	All with LED Tail Lights	2010-19	118637 (4)	141.95
	All without LED Tail Lights	2010-19	118431	152.95
Sportage	All	2017-22	118698 (4)	201.95
	All	2011-16	118526 (4)	210.95
	6 Cylinder Models Only	2005-10	118401	72.95
Stinger	All	2018-22	118780 (4)	152.95
Telluride	All	2020-22	118784 (4)	89.95
Land Rover / Range Rover				
Discovery Sport	All	2015-21	118687 (4)	135.95
Evoque	All	2020-21	118826 (4)	187.95
	All	2012-14	118624	28.95
Range Rover	With Factory Tow Package	2015-21	118275 (1) 118681	72.95 28.95
Range Rover Sport	All	2015-22	118681	28.95
	All	2014-22	118275 (1)	72.95
Velar	All	2018-22	118785 (4)	135.95
Lexus				
ES 300h	Hybrid	2013-21	118592 (4)	141.95
ES 350	All Styles	2013-18	118592 (4)	141.95
GS 350 & GS 450h	All Including F Sport Models	2013-14	118598 (4)	141.95
HS-250h	Hybrid	2010-11	118510 (4)	141.95
IS 250 & IS 350	All	2009-14	118609 (4)	135.95
LX 470	All	2001-07	118245 (1)	38.95
NX 200t & NX 300h	All	2015-20	118652 (4)	141.95
RX 300	All	2001-03	118245 (1)	38.95
RX 330	All	2004-06	118478 (4)	134.95
RX 350	All with Factory Tow Package Includes 2018-21 RX350L	2010-21	118255 (4)	108.95
	All with Factory Tow Package - Includes 2018-21 RX350L	2010-21	118252 (1)	38.95
	All	2007-12	118478 (4)	134.95
RX 450h	All Hybrid Models with Factory Towing Package	2010-21	118255 (4)	108.95
	All Hybrid Models with Factory Towing Package	2010-18	118252 (1)	38.95
UX 250h	All	2021-22	118858 (4)	163.92
Lincoln				
Aviator	All	2020-22	118817 (4)	151.95
	All	2003-04	118344	54.95

(1) Replacement for OEM harness (4) Includes powered converter (7) 7-way prep kit tow harness

Model	Body Style	Year	Part #	List Price
Lincoln - Continued				
Continental	All	2017-20	118682 (4)	\$ 152.95
MKC	All	2015-17	118284 (4)	115.95
MKS	All	2013-16	118599 (4)	124.95
	All	2009-12	118471 (4)	152.95
MKT	All	2010-19	118507 (4)	152.95
MKX	All	2016-18	118682 (4)	152.95
	All	2011-15	118519 (4)	194.95
	All	2007-10	118551 (4)	160.95
MKZ	All Including Hybrid	2013-19	118591 (4)	141.95
	All	2010-12	118543 (4)	177.95
	All	2007-09	118502 (4)	141.95
Nautilus	All	2019-22	118803 (4)	194.95
Navigator	All without Factory Wiring	1998-03	118344	54.95
Mazda				
2	All	2011-14	118520 (4)	124.95
3	4 Door Sedan & 5 Door Hatchback	2019-22	118808 (4)	135.95
	4 Door Sedan & 5 Door Hatchback	2014-18	118405 (4)	125.95
	All Except Models with LED Tail Lights	2004-13	118420	99.95
5	All	2006-17	118520 (4)	124.95
6	4 Door Sedan	2014-21	118587 (4)	141.95
	4 Door Sedan	2009-13	118483 (4)	160.95
	4 Door & 5 Door Hatchback Models	2003-08	118405 (4)	125.95
B-Series Pickup	All without Towing Package	1994-08	118325	108.95
	All with Towing Package	1998-01	118241 (1)	36.95
CX-3	All	2016-21	118718 (4)	116.95
CX-5	All	2017-22	118746 (4)	151.95
	All	2013-16	118563 (4)	160.95
CX-9	With Factory Tow Package	2016-22	118278 (1)	77.95
	All	2007-15	118520 (4)	124.95
CX-30	All	2020-22	118822	177.95
Tribute	All Including Hybrid	2008-11	118551 (4)	160.95
	All, Except Modelswith Backup Sensors	2008-11	118251 (1)	31.95
	All	2005-06	118426 (4)	141.95
	All	2001-03	118343	98.95
Mercedes-Benz				
GLC	GLC300 (2016-21), GLC250 & GLC43 AMG (2017-21), GLC350e & GLC63 AMG (2018-21)	Various	118747 (4)	135.95
Sprinter	2500 & 3500 - All - T-One Has 4-Flat	2014-21	118649 (4)	160.95
	2500 & 3500 - All (7)	2014-21	22115 (7)	410.95
	2500 & 3500 - All	2010-13	118650 (4)	141.95
	All	2007-09	118650 (4)	141.95
Mercury				
Mariner	All Including Hybrid	2005-11	118551 (4)	160.95
	All, Except Models with Backup Sensors	2008-11	118251 (1)	31.95
Milan	All	2006-11	118502 (4)	141.95
Monterey	All	2004-07	118385 (4)	141.95
Mountaineer	All	2002-03	118344	54.95
	All	1997-01	118345 (4)	135.95
Sable	Sedan Only	2008-09	118447	63.95
	Sedan Only	2000-03	118375	45.95

(1) Replacement for OEM harness (4) Includes powered converter (7) 7-way prep kit tow harness



- T-connector & 4-flat - in one
- Gives "Factory" appearance
- Additional Harnesses available for 6-way & 7-way wiring applications

T-One Optional Adapters



20320

20320 - 6-Way Socket
Round Pins - Metal
List Price - \$ 52.95



74184

74184 - 7-Way Spcket
Flat Pins - Plastic
List Price - \$ 36.95

118799 - 7-Way Socket With 20 Feet of 12-2 Wire
Flat Pins - Plastic
List Price - \$ 141.95

20322 - 7-Way Socket
Flat Pins - Metal
List Price - \$ 52.95



12-726

12-726 - 7-Way Socket
Round Pins - Metal
List Price - \$ 54.95
(Manufactured By Pollak)



118144

118144 - Mounting Bracket
Fits 4-Flat Plug
Black - Metal
List Price - \$ 8.95



- T-connector & 4-flat - in one
- Gives "Factory" appearance
- Additional Harnesses available for 6-way & 7-way wiring applications

T-One Optional Adapters



20320 - 6-Way Socket
Round Pins - Metal
List Price - \$ 52.95



74184 - 7-Way Socket
Flat Pins - Plastic
List Price - \$ 36.95

118799 - 7-Way Socket With 20 Feet of 12-2 Wire
Flat Pins - Plastic
List Price - \$ 141.95

20322 - 7-Way Socket
Flat Pins - Metal
List Price - \$ 52.95




12-726 - 7-Way Socket
Round Pins - Metal
List Price - \$ 54.95
(Manufactured By Pollak)




118144 - Mounting Bracket
Fits 4-Flat Plug
Black - Metal
List Price - \$ 8.95

Model	Body Style	Year	Part #	List Price
Mitsubishi				
Eclipse Cross	All	2022	118848 (4)	\$ 125.95
Endeavor	All	2004-11	118516 (4)	98.95
Galant	All	2007-12	118420	99.95
Lancer	4 Door Sedan (5)	2012-17	118538 (4,5)	135.95
	5 Door Hatchback (5)	2010-14	118538 (4,5)	135.95
Mirage	Sedan & Hatchback	2014-20	118769 (4)	124.95
Montero	All Except "Sport" Models	2001-06	118380	108.95
Outlander	All	2022	118856 (4)	187.95
	All Except "Sport" & PHEV Models	2016-21	118277 (4)	98.95
	All Except "Sport" & PHEV Models	2014-21	118482 (4)	141.95
	All Except "Sport" Models	2007-13	118518 (4)	152.95
	All	2003-06	118306	80.95
Outlander Sport	All	2020-22	118844 (4)	131.95
	All Except PHEV Models	2011-19	118538 (4)	135.95
Raider	Mid-Size Pickup	2006-09	118323	70.95
Nissan				
Altima	4 Door Sedan	2016-21	118731 (4)	124.95
	2 Door Coupe	2008-13	118470 (4)	141.95
	4 Door Sedan	2007-15	118470 (4)	141.95
Armada	All with Factory Installed 7-Way	2004-14	118384	88.95
Cube	All	2009-12	118492	124.95
Frontier Pickup & 2009-12 Suzuki Equator	All with Factory Tow Package (4-Flat Harness)	2005-22	118263	36.95
	All (4-Flat Harness & Relays)	2005-22	118525	116.95
	All with Factory Tow Package (7-Way & Harness)	2005-22	118267	77.95
	All (7-Way, Harness & Relays)	2005-22	118266	177.95
	All	1998-04	118362	89.95
Juke	All	2011-17	118528 (4)	141.95
Kicks	All	2018-22	118794 (4)	160.95
Leaf	All	2011-14	118625 (4)	61.95
Maxima	All	2016-21	118676 (4)	124.95
	All	2004-14	118470 (4)	141.95
Murano	All Except Cross Cabriolet	2015-22	118660 (4)	141.95
	All Except Cross Cabriolet	2009-14	118653 (4)	186.95
NV	1500 / 2500 HD / 3500 HD	2012-22	118553 (4)	160.95
NV200	All	2013-22	118597 (4)	141.95
Pathfinder	All with Factory Tow Package	2022	118294 (1)	45.95
	All without Factory Tow Package (4-Flat Harness)	2022	118850	60.26
	All	2013-20	118670	187.95
	All (7-Way, Harness & Relays)	2013-20	118273	194.95
	All (4-Flat Harness)	2005-07	118263	36.95
	Except with Factory 4-Flat (4-Flat & Relays)	2008-12	118525	116.95
	Except with Factory 4-Flat (7-Way & Harness)	2008-12	118267	77.95
	Except with Factory 4-Flat (7-Way & Relays)	2008-12	118266	177.95
	All (4-Flat Harness & Relays)	2005-07	118525	116.95
	All (7-Way & Harness)	2005-07	118267	77.95
	All (7-Way Harness & Relays)	2005-07	118266	177.95
	Pickup	All	1986½-97	118353
Quest	All	2011-13	118547 (4)	160.95
	All	2004-09	118469 (4)	135.95
Rogue	All	2021-22	118833 (4)	203.95
	All Except Krom & Sport Models	2008-20	118480 (4)	141.95
Rogue Sport	All	2017-20	118757 (4)	160.95

Special order part (1) Replacement for OEM harness (4) Includes Modulite powered converter (5) All except Evolution, Ralliart and models with dual exhaust (7) 7-way prep kit tow harness

Model	Body Style	Year	Part #	List Price
Nissan- Continued				
Sentra	All	2013-22	118582 (4)	\$ 135.95
	All	2007-12	118470 (4)	141.95
Titan Pickup	All with Factory Installed 7-Way	2004-14	118384	88.95
Versa	5 Door Hatchback	2010-12	118545 (4)	141.95
	All Sedan & Hatchback	2007-09	118513 (4)	62.95
Versa Note	All	2014-19	118582 (4)	135.95
Xterra	All (4-Flat Harness & Relays)	2005-15	118525	116.95
	All (7-Way Harness & Relays)	2005-15	118266	177.95
	All with Factory Tow Package (4-Flat & Harness)	2005-15	118263	36.95
	All with Factory Tow Package (7-Way & Harness)	2005-15	118267	77.95
Oldsmobile / Pontiac				
Aztek	All	2001-05	118383	80.95
Bravada	All with Factory Installed 7-Way	1999-04	118384	88.95
G3	5 Door Models	2009	118485	108.95
G5	2 Door Models Only	2007-09	118407	54.95
G6	All	2005-09	118439	63.95
Montana, SV6, Silhouette & Trans Sport	Montana SV6	2005-06	118396	80.95
	All Except SV6	1997-05	118355	82.95
	All	1993-96	118337	42.95
Torrent	All	2007-09	118432	63.95
	All	2006	118391	72.95
Vibe	All	2009-10	118460 (4)	135.95
	All	2003-08	118458	89.95
Saturn				
Aura	All	2007-09	118423	98.95
Outlook	All	2007-09	118434	80.95
Relay	All	2005-07	118396	80.95
Vue	All	2008-09	118443 (4)	160.95
	All	2002-07	118418	135.95
Scion				
FR-S	All	2013-16	118629 (4)	135.95
iA	All	2016	118728 (4)	124.95
iM	All	2016	118729 (4)	135.95
tC	All	2014	118615 (4)	152.95
	All	2007-10	 118484	79.95
xB	All	2011-13	118460 (4)	135.95
	All	2008-10	118468 (4)	152.95
	All	2004-07	118414	98.95
xD	All	2012-13	118608 (4)	61.95
Subaru				
Ascent	All - T-One Has 4-Flat	2019-22	118790 (4)	80.95
	All - T-One Has 7-Way	2019-20	118290 (4)	252.95
BRZ	All	2013-20	118629 (4)	135.95
Crosstrek	All Except Hybrid	2016-22	118467 (4)	81.95
Forester	All	2009-22	118467 (4)	81.95
	All	1998-08	118461 (4)	98.95
Impreza	4 Door Sedan Except WRX & WRX STI	2017-22	118629 (4)	135.95
	4 Door Sedan Except WRX & WRX STI	2012-16	118581 (4)	124.95
	4 Door Sedan Including WRX	2008-11	118464 (4)	141.95
	Hatchback	2017-22	118744 (4)	141.95
	5 Door Wagon Except WRX STI	2012-16	118573 (4)	160.95

 Special order part (4) Includes powered converter



- T-connector & 4-flat - in one
- Gives "Factory" appearance
- Additional Harnesses available for 6-way & 7-way wiring applications

T-One Optional Adapters



20320

20320 - 6-Way Socket
Round Pins - Metal
List Price - \$ 52.95



74184

74184 - 7-Way Socket
Flat Pins - Plastic
List Price - \$ 36.95

118799 - 7-Way Socket With 20 Feet of 12-2 Wire
Flat Pins - Plastic
List Price - \$ 141.95

20322 - 7-Way Socket
Flat Pins - Metal
List Price - \$ 52.95



12-726

12-726 - 7-Way Socket
Round Pins - Metal
List Price - \$ 54.95
(Manufactured By Pollak)



118144

118144 - Mounting Bracket
Fits 4-Flat Plug
Black - Metal
List Price - \$ 8.95



- T-connector & 4-flat - in one
- Gives "Factory" appearance
- Additional Harnesses available for 6-way & 7-way wiring applications

T-One Optional Adapters



20320 - 6-Way Socket Round Pins - Metal
List Price - \$ 52.95



74184 - 7-Way Socket Flat Pins - Plastic
List Price - \$ 36.95

118799 - 7-Way Socket With 20 Feet of 12-2 Wire
Flat Pins - Plastic
List Price - \$ 141.95

20322 - 7-Way Socket Flat Pins - Metal
List Price - \$ 52.95



12-726 - 7-Way Socket Round Pins - Metal
List Price - \$ 54.95
(Manufactured By Pollak)



118144 - Mounting Bracket
Fits 4-Flat Plug
Black - Metal
List Price - \$ 8.95

Model	Body Style	Year	Part #	List Price
Subaru - Continued				
Legacy	All	2020-22	118854 (4)	\$ 186.95
Legacy & Outback	Sedan	2015-18	118671 (4)	124.95
	Sedan	2010-14	118511 (4)	116.95
	Outback Wagon, All Except Sport	2010-22	118467 (4)	81.95
	Outback Wagon, All Except Sport	1996-09	118461 (4)	98.95
Tribeca	All	2006-14	118461 (4)	98.95
WRX	All	2018-22	118768 (4)	124.95
XV Crosstrek	All Except Hybrid	2013-15	118467 (4)	81.95
Suzuki				
Equator	All with Factory Tow Package (4-Flat Harness)	2009-12	118263	36.95
	All (4-Flat Harness & Relays)	2009-12	118525	116.95
	All (7-Way, Harness & Relays)	2009-12	118266	177.95
	With Factory Tow Package (7-Way & Harness)	2009-12	118267	77.95
SX-4	4 Door Sport Sedan	2008-11	118475	60.95
	5 Door Hatchback	2007-11	118456	98.95
Vitara & Grand Vitara	All	2006-12	118456	98.95
	All	1999-05	118372	54.95
XL-7	All with Factory Tow Package	2007-09	118432	63.95
	All	2001-06	118372	54.95
Tesla				
Y	All	2021-22	118831	253.95
Toyota				
4Runner	All	1996-02	118341	98.95
Avalon	All	2019-22	118798 (4)	135.95
	All	2013-18	118578 (4)	161.95
	All	2011-12	118482 (4)	141.95
C-HR	All	2018-22	118756 (4)	141.95
Camry	All	2018-22	118763 (4)	124.95
	4 Door All Including Hybrid	2012-17	118405 (4)	125.95
	4 Door All Except Hybrid	2010-11	118482 (4)	141.95
	4 Door All Except Hybrid	2007-09	118405 (4)	125.95
	4 Door Hybrid Only	2007-11	118482 (4)	141.95
Corolla	4 Door Sedan	2002-06	118308	89.95
	Sedan	2020-22	118810 (4)	141.95
	All Except Hatchback	2014-22	118405 (4)	125.95
	Hatchback	2019-22	118729 (4)	135.95
	All	2009-13	118459 (4)	135.95
Corolla iM	All	2003	118387	108.95
	All	2017-18	118729 (4)	135.95
Echo	All	2000-02	118386	98.95
FJ Cruiser	All	2007-14	118405 (4)	125.95
Highlander	All with 7-Way	2020-22	22125	395.95
	All with 4-Way Flat	2020-22	118827	124.95
	All with Tow Package	2020-22	118292	36.95
	All Including Hybrid	2008-20	118449	108.95
	All Including Hybrid	2014-20	22119 (7)	353.95
	All Including Hybrid	2004-07	118248	80.95
	All Except Hybrid	2001-07	118413	133.95
All with Towing Package	2001-03	118245 (1)	38.95	

Special order part (1) Replacement for OEM harness (4) Includes powered converter (7) 7-way prep kit tow harness

Model	Body Style	Year	Part #	List Price
Toyota - Continued				
Landcruiser	All with Towing Package	2001-02	118245 (1)	\$ 38.95
Matrix	All	2009-13	118460 (4)	135.95
	All	2003-08	118386	98.95
Pickup	All Except T-100	1989-95	118379	143.95
Prius	All Including Prime	2016-19	118701 (4)	141.95
	All	2004-15	118505 (4)	135.95
Prius C	All	2012-19	118680 (4)	108.95
Prius V	All	2012-18	118610 (4)	108.95
RAV4	All	2019-22	118801 (4)	135.95
	All	2013-18	118578 (4)	161.95
	All	2006-12	118412 (4)	135.95
	All	2001-05	118389	98.95
Sequoia	All	2008-10	118412 (4)	135.95
	All with Towing Package	2001-02	118246 (1)	28.95
Sienna	All	2021-22	118824 (1)	132.95
	All Except SE Models	2015-20	118648 (4)	152.95
	SE Models Only	2015-20	118498 (4)	152.95
	All	2011-14	118498 (4)	152.95
	All	2004-10	118304	99.95
T-100 Pickup	All	1993-98	118496	129.95
Tacoma Pickup	All	2016-22	118685 (4)	169.95
	All	2016-22	22117 (7)	312.95
	All	2005-15	118496	129.95
	All with Factory 7-Way	2009-13	118384	88.95
	All	1995½-04	118379	143.95
Tundra Pickup	All with Factory 7-Way	2010-13	118384	88.95
	All	2001-02	118378 (4)	141.95
	All	2000	118367 (4)	124.95
Venza	All	2021-22	118830 (4)	187.95
	All	2009-16	118482 (4)	141.95
Yaris	All	2015-22	118661 (4)	135.95
	4 Door Sedan	2007-11	118517 (4)	152.95
Yaris iA	All	2017-18	118728 (4)	124.95
Volkswagen				
Arteon	All	2019-21	118815	151.95
Atlas	All Except Cross Sport	2018-22	118754 (4)	224.95
	Cross Sport	2020-22	118832 (1)	210.95
Beetle	All	2012-20	118688 (4)	141.95
CC	All	2013-17	118714 (4)	135.95
Golf	Except Sportwagen, Alltrack & R	2015-22	118646 (4)	169.95
	Alltrack	2017-20	118730 (4)	141.95
	All "R" Models	2018-20	118787 (4)	160.95
	Sportwagen Models Only	2016-17	118730 (4)	141.95
Jetta	All	2019-21	118791 (4)	187.95
	4 Door Sedan	2011-18	118572 (4)	233.95
	4 Door Sedan (New Body Style)	2005½-10	118667 (4)	187.95

(1) Replacement for OEM harness (4) Includes powered converter (7) 7-way prep kit tow harness



- T-connector & 4-flat - in one
- Gives "Factory" appearance
- Additional Harnesses available for 6-way & 7-way wiring applications

T-One Optional Adapters



20320

20320 - 6-Way Socket
Round Pins - Metal
List Price - \$ 52.95



74184

74184 - 7-Way Socket
Flat Pins - Plastic
List Price - \$ 36.95

118799 - 7-Way Socket With 20 Feet of 12-2 Wire
Flat Pins - Plastic
List Price - \$ 141.95

20322 - 7-Way Socket
Flat Pins - Metal
List Price - \$ 52.95



12-726

12-726 - 7-Way Socket
Round Pins - Metal
List Price - \$ 54.95
(Manufactured By Pollak)



118144

118144 - Mounting Bracket
Fits 4-Flat Plug
Black - Metal
List Price - \$ 8.95



- T-connector & 4-flat - in one
- Gives "Factory" appearance
- Additional Harnesses available for 6-way & 7-way wiring applications



118144

118144 - Mounting Bracket
Fits 4-Flat Plug
Black - Metal
List Price - \$ 8.95



Multi-Tow® Connectors

- Replaces Factory 7-Way
- Available in 6-Way or 7-Way with 4-Flat Plug
- Includes Mounting Bracket

LM-40965 6-Way
List Price - \$ 64.95
LM-40955 7-Way
List Price - \$64.95

Multi-Tow Connector Applications

**Buick / Cadillac / Chevy
GMC / Hummer / Olds / Saab**

2000-19 Pickups
2007-17 Acadia & Enclave
2002-13 Avalanche
2002-09 Trailblazer / Envoy
2000-18 Suburban / Tahoe
2000-18 Yukon / XL / Denali
2002-17 Escalade / EXT
2004-10 Hummer H2, H3 & SUT
2005-10 Saab 9-7X

Chrysler / Dodge / Jeep / RAM

2007-09 Aspen with Tow Package
2007-16 Durango with Tow Package
2009-10 Journey with Tow Package
2008-10 Liberty with Tow Package
2007-09 Nitro with Tow Package
2009-17 Dodge RAM 1500
2010-17 Dodge RAM 2500 / 3500
(See Next Page for Older Apps)

Ford / Lincoln / Mercury

1999-19 F-Series Pickups
2013-16 Escape with Tow Package
2000-17 Expedition
1999-05 Excursion
2002-16 Explorer with Tow Package
2009-17 Flex with Tow Package
1999-17 Navigator
2004-17 Van/Transit with Tow Package

Nissan / Infiniti

2004-16 Armada
2004-17 Titan Pickup
2004-15 Infiniti QX56

Model	Body Style	Year	Part #	List Price
Volkswagen - Continued				
Passat	All Except SE & SEL Models	2016-19	118721 (4)	\$ 169.95
	SE & SEL Models Only	2016-19	118742 (4)	169.95
	4 Door Sedan	2006-10	118562 (4)	210.95
	Wagon Only	2007-10	118530 (4)	187.95
Routan	All	2009-12	118490	63.95
Tiguan	All Except Limited	2018-22	118811 (4)	141.95
	Limited	2018	118675 (4)	169.95
	All	2012-17	118675 (4)	169.95
Touareg	All	2011-17	118668 (4)	152.95
	All	2004-10	118509 (4)	203.95
Volvo				
S60	Sedan - All	2014-18	118770 (4)	124.95
S80	All	2007-16	118454 (4)	160.95
S90	All	2017-22	118683 (4)	116.95
V60	All (Applications Starts with 2015-1/2)	2015-20	118647 (4)	135.95
V70	All Except with Power Tailgate	2008-10	118463 (4)	124.95
XC40	All	2019-22	118792 (4)	124.95
XC60	All	2018-22	118773 (4)	135.95
	All	2010-17	118739 (4)	124.95
XC70	All	2008-16	118774 (4)	141.95
XC90	All	2016-22	118683 (4)	116.95
	All	2005-14	118411 (4)	125.95

(1) Replacement for OEM harness (4) Includes modulite powered converter (7) 7-way prep kit tow harness

Litemate Modular System

- Includes T-connector & 4-flat plug
- Gives "factory" appearance
- Modular system allows for 4, 6 & 7-way attachments

Model	Body Style	Year	Part #	List Price
Acura				
Integra	RL & TL (CL Series 1997-02)	1994-03	LM-43105	\$ 59.95
Mdx	All	2001-06	LM-43105	59.95
Buick				
Enclave	All	2008-12	11141615	167.95
Lacrosse	All	2005-09	11141385	56.95
Lucerne	All	2006-11	11141395	56.95
Rainier	All	2004-07	LM-41155	35.95
Terraza	All	2005-07	11141175	90.95
Chevrolet / GMC				
Astro / Safari	All (1)	1995-05	LM-41225 (1)	21.95
Avalanche / Denali	All - Also Escalade & EXT	2002-13	LM-41155	35.95
Blazer / Jimmy	Downsize - All Including 1999-00 Envoy (1)	1995-02	LM-41225 (1)	21.95
Colorado/Canyon	All with Tow Package	2015-21	LM-41153	46.95
	All without Factory 7-Way	2008-12	LM-41165	71.95
Denali	All with Tow Package	2015-21	LM-41153	46.95
	All	2001-14	LM-41155	35.95
Equinox	All with Tow Package	2018-21	LM-41153	46.95
Express / Savana	Full-Size Van	2003-19	LM-41345	155.95
Full-Size Pickup	Silverado/Sierra 1500 Series	2003-18	LM-41155	35.95
	Silverado/Sierra 1500 Series with O Tow Package	1999-02	LM-41145 (3)	60.95
	Silverado/Sierra 2500/3500 Series	2000-18	LM-41155	35.95

Special order part (1) Universal connector (3) Similar to LM-47185 - pre-wired harness for splicing onto vehicle tow package - includes 7-way connector, mounting bracket & 7-to- 4 adapter
Note: "LM" parts are clam shell packaged, "111" parts are boxed, "3xxxx" parts mfg. by TAP

Model	Body Style	Year	Part #	List Price
Chevrolet / GMC - Continued				
HHR	All Including Sport	2006-11	11141555	\$ 71.95
Impala	All Except Impala Limited	2014-18	11141434	75.95
	All (Also 2014-16 Impala Limited)	2006-13	11141595	70.95
Malibu	All Except LTZ Models	2008-12	11141615	167.95
S-10 Blazer & S-15 Jimmy	Downsize - 2 Door Models Only	31205	31205	10.95
Suburban	All	2021	LM-41153	46.95
	All	2000-15	LM-41155	35.95
Tahoe / Yukon	Full-Size - All Including Yukon XL	2000-18	LM-41155	35.95
Trailblazer/Envoy	All	2002-09	LM-41155	35.95
Traverse	All with Tow Package	2013-21	LM-41153	35.95
	All without Tow Package	2009-12	11141615	167.95
Uplander	All	2006-08	11141175	90.95
Chrysler / Dodge / RAM				
Caravan / Voyager Town & Country	All	2008-10	11142175	159.95
	All	2004-07	LM-42235	65.95
Caliber	All	2008-12	11142175	159.95
Dakota Pickup	Dakota Pickup	1995-03	LM-42115	53.95
Durango	All without Tow Package	2014-17	11142214	138.95
	All without Tow Package	2011-13	11142175	159.95
Full-Size Pickup	All Full-Size RAM Pickups	2003-06	LM-42135	106.95
	RAM 1500 Series	2002	LM-42135	106.95
	RAM 2500 & 3500 Series	2002	LM-42115	53.95
	All Full-Size RAM Pickups	1995-01	LM-42115	53.95
Nitro	All	2007-12	11142485	178.95
Promaster	All	2014-19	11142304	138.95
Ford				
Escape	All without Tow Package	2001-03	LM-40315	129.95
Expedition	All	1997-03	30135	10.95
Explorer	All without Towing Package	1995-00	LM-40315	129.95
Full-Size Pickup	F-150 & F-250 Light Duty (After 11-96)	1997-03	LM-40145	53.95
	F-250 & F-350 Super Duty	2002-04	LM-40165	31.95
	F-250 & F-350 Super Duty	1999-01	LM-40155	31.95
	F-150 & F-250 (Mfg. 1-96 to 10-96)	1997	30135	10.95
	Full-Size (Old Body Style)	1987-96	LM-40125	36.95
Taurus	All	2010-12	11140595	150.95
Honda				
Accord	Sedan & 1994-97 Wagon	1994-02	LM-43105	59.95
CRV	All	1997-06	LM-43105	59.95
Element	All	2003-04	LM-43105	59.95
Odyssey	All	2005-10	11143115	144.95
	All	1995-04	LM-43105	59.95
Passport	All	1994-97	33205	10.95
Pilot	All	2003-08	LM-43105	59.95
Ridgeline	All	2020-21	LM-41153	46.95

Special order part (1) Universal connector (3) Similar to LM-47185 - pre-wired harness for splicing onto vehicle tow package - includes 7-way connector, mounting bracket & 7-to-4 adapter
Note: "LM" parts are clam shell packaged, "111" parts are boxed, "3xxxx" parts mfg. by TAP



Multi-Tow® Connector

- Replaces Factory 7-Way
- 7-way with 4-Flat Plug
- Includes Mounting Bracket



LM-42145 List \$ 59.95

Multi-Tow Connector Applications

Chrysler / Dodge / Jeep

2003-08 Chrysler Pacifica
 2000-10 Dodge Dakota Pickup
 2000-08 Dodge RAM 1500
 2000-09 Dodge RAM 2500 / 3500
 2004-09 Dodge Sprinter
 2006-10 Jeep Commander
 2000-10 Jeep Grand Cherokee
 2004-07 Jeep Liberty
 2004-10 Jeep Wrangler

Optional Adapters

LM-47105 - 4-Flat Harness - 36" Length
 List Price - \$ 16.95

LM-47115 - 4-Flat Harness - 48" Length
 List Price - \$ 16.95

LM-47165



LM-47155 - 48" 6-Way Socket - Round Pins - Plastic
 List Price - \$ 53.95

LM-47165 - 48" 6-Way Socket - Round Pins - Metal
 List Price - \$ 53.95

LM-47205



LM-47205 - 48" 7-Way Socket - Flat Pins - Plastic
 List Price - \$ 58.95



**Universal 6-Way
Multi-Tow Connector**
LM-47175 List \$ 63.95

**Universal 7-Way
Multi-Tow Connector**
LM-47185 List \$ 63.95



LM-47185



LM-46155



LM-40965 List \$ 64.95



LM-40955 List \$ 64.95

Model	Body Style	Year	Part #	List Price
Hyundai				
Santa Fe	All	2007-12	11143835	\$ 160.95
Isuzu				
I-Pickup	All I-280 & I-350 - 2006, I-290 & I-370 - 2007	2006-08	LM-41165	71.95
Oasis	All	1996-99	🚚 LM-43105	59.95
Rodeo	All Including Rodeo Sport	1992-97	🚚 33205	10.95
Jeep				
Cherokee	All	2014-18	11142464	138.95
Gladiator	with Tow Package	2020-21	LM-41153	46.95
Grand Cherokee	And Grand Wagoneer without Tow Package	1995-98	LM-42515	178.95
Liberty	All	2008-12	11142485	178.95
	All	2002-07	LM-42475	105.95
Patriot	Without Tow Package	2008-17	11142175	159.95
Wrangler	with Tow Package	2020-21	LM-41153	46.95
Kia				
Forte	4 Door Only	2010-12	11143835	160.95
Sorento	I4 & V6 without Tow Package	2014-17	11143820	138.95
Lincoln				
Navigator	All	1997-99	🚚 30135	10.95
Mazda				
Tribute	All without Tow Package	2001-03	LM-40315	129.95
Mercury				
Mountaineer	All without Towing Package	1997-00	LM-40315	129.95
Oldsmobile				
Bravada	All (2)	2002-04	LM-41155 (2)	35.95
	All (1)	1996-01	LM-41225 (1)	21.95
Pontiac				
G5	2 Door Including GT	2007-09	11141555	71.95
Montana SV6	All	2005-09	11141175	90.95
Saturn				
Relay	All	2005-07	11141175	90.95
Subaru				
Forester	All	2009-19	11143865	138.95
Outback Wagon	All	2015-19	11143885	138.95
	All	2010-14	11143865	138.95
Toyota				
Avalon	All	2013-18	11141820	138.95
Highlander	Without Tow Package	2001-06	LM-43425	95.95
RAV4	All	2013-18	11141820	138.95
	All	2006-12	11143445	160.95
Sienna	All	2004-10	11143485	160.95

🚚 Special order item (1) Universal connector (2) Replacement for OEM harness
 Note: "LM" parts are clam shell packaged, "111" parts are boxed, "3xxxx" parts mfg. by TAP

Hitch Balls

- Most balls available with wrench flats for easy installation & removal
- Available chrome plated or black finish

Part #	Style	Finish	Shank Diameter	Shank Length	Drawbar Thickness	Capacity GTW	List Price
1 7/8" Hitch Balls							
33844	A	Chrome	3/4"	1 3/4"	3/8" to 3/4"	2,000 lbs	\$ 20.95
10-LS	A	Chrome	3/4"	2 5/16"	3/8" to 1 1/4"	2,000 lbs	23.95
10-XLS	A	Chrome	3/4"	3"	1" to 2 1/8"	2,000 lbs	29.95
8-XLS	A	Zinc	3/4"	3"	1" to 2 1/8"	2,000 lbs	14.95
63816	A	Chrome	1"	2 1/8"	3/8" to 3/4"	2,000 lbs	22.95
2" Hitch Balls							
33849	A	Chrome	3/4"	1 3/4"	3/8" to 3/4"	3,500 lbs	\$ 22.95
4-LS	A	Chrome	3/4"	2 5/16"	3/8" to 1 1/4"	3,500 lbs	27.95
4-XLS	A	Chrome	3/4"	3 3/8"	1" to 2 1/8"	3,500 lbs	43.95
63845	A	Chrome	1"	2 1/8"	3/8" to 3/4"	7,500 lbs	24.95
17-XLS	A	Chrome	1"	3 1/4"	3/8" to 2 1/8"	7,500 lbs	28.95
CM-40033	C	Chrome	1"	2 1/8" - 1" Lift	3/8" to 3/4"	6,000 lbs	51.95
CM-40034	C	Chrome	1"	2 1/8" - 2" Lift	3/8" to 3/4"	6,000 lbs	54.95
CM-40090	A	Chrome	1 1/4"	2 5/8"	3/8" to 1 1/2"	10,000 lbs	32.95
2 5/16" Hitch Balls							
63847	B	Chrome	1"	2 1/8"	3/8" to 3/4"	7,500 lbs	\$ 29.95
CM-40021	A	Chrome	1"	3"	1" to 2 1/4"	6,000 lbs	32.95
63834	B	Chrome	1 1/4"	2 5/8"	3/8" to 1 1/2"	12,000 lbs	35.95
30678	B	Chrome	1 1/4"	2 5/8"	1/2" to 1 1/2"	14,000 lbs	32.95
CM-40008	B	Chrome	1 1/4"	2 3/4"	1/2" to 1 1/2"	20,000 lbs	61.95
94004	B	Black	1 1/4"	2 1/2"	3/8" to 1 1/2"	30,000 lbs	55.95
CM-40086	C	Raw	1 1/4"	2 5/8" - 1" Lift	1/2" to 1 1/2"	25,000 lbs	71.95
94005	C	Black	1 1/2"	2 3/4" - 1" Lift	3/4" to 1 1/2"	30,000 lbs	65.95
94006	C	Black	1 1/2"	2 3/4" - 2" Lift	3/4" to 1 1/2"	30,000 lbs	67.95
3" Hitch Balls							
94008	B	Black	2"	3 1/4"	1" to 2 1/4"	30,000 lbs	\$ 77.95
2083163	B	Black	2"	3 1/4"	1" to 2 1/4"	40,000 lbs	97.95

Gross Trailer Weight Must Not Exceed Hitch Ball Capacity

Ball Shank Diameters

Class I & II - 3/4"
Class III & IV - 1"
Class V - 1 1/4"
Weight Distribution - 1 1/4"

**Style A
with
Wrench
Flats**



**Style B
without
Wrench
Flats**

**Style C
Extra
Lift**



Torque Specs

3/4" Shank - 160 ft/lbs
1" Shank - 250 ft/lbs
1 1/4" Shank - 450 ft lbs



**74342
Hitch Ball Wrench
See Page 320**

Trailer Hitch Balls Bulk 10 Packs

- Highest quality engineered & tested
- Easily install using wrench flat

Part #	Finish	Wrench Flats	Shank Diameter	Shank Length	Drawbar Thickness	Capacity GTW	List Price
1 7/8" Balls							
33844-B	Chrome	Yes	3/4"	1 3/4"	3/8" to 3/4"	2,000 lbs	\$ 195.95
63816-B	Chrome	Yes	1"	2 1/8"	3/8" to 3/4"	2,000 lbs	212.95
2" Balls							
33849-B	Chrome	Yes	3/4"	1 3/4"	3/8" to 3/4"	3,500 lbs	209.95
63845-B	Chrome	Yes	1"	2 1/8"	3/8" to 3/4"	7,500 lbs	229.95
2 5/16" Balls							
63847-B	Chrome	No	1"	2 1/8"	3/8" to 3/4"	7,500 lbs	285.95
63834-B	Chrome	No	1 1/4"	2 5/8"	3/8" to 1"	12,000 lbs	334.95
30678-B	Chrome	No	1 1/4"	2 5/8"	1/2" to 1 1/2"	14,000 lbs	291.95

Gross Trailer Weight Must Not Exceed Hitch Ball Capacity

Ball Shank Diameters

- Class I & II - 3/4"
- Class III & IV - 1"
- Class V - 1 1/4"
- Weight Distribution - 1 1/4"





Curt Stainless Steel Hitch Balls

- Superior corrosion resistance
- Ideal for marine use

Part #	Finish	Shank Diameter	Shank Length	Drawbar Thickness	Capacity GTW	List Price
1 7/8" Hitch Balls						
CM-40081	Stainless	1"	2 1/8"	3/8" to 3/4"	3,500 lbs	\$ 83.95
2" Hitch Balls						
CM-40083	Stainless	1"	2 1/8"	3/8" to 3/4"	6,000 lbs	86.95
2 5/16" Hitch Balls						
CM-40084	Stainless	1"	2 1/8"	3/8" to 3/4"	7,500 lbs	90.95



Curt Rockerball Cushioned Hitch Balls

- Reduces shock loads to vehicle
- Forged steel construction
- Cushioned isolators reduce rattling & vibration - Meets SAE J684 specs
- Anti-swivel base fits standard 2 1/2" wide ball mount platform

Part #	Finish	Ball Diameter	Shank Diameter	Shank Length	Drawbar Thickness	Capacity GTW	List Price
CM-40246	Chrome	2"	3/4"	2 1/8"	3/8" to 3/4"	3,500 lbs	\$ 82.95
CM-40247	Chrome	2"	1"	2 1/8"	3/8" to 3/4"	7,500 lbs	82.95
CM-40248	Chrome	2 5/16"	1"	2 1/2"	3/8" to 3/4"	7,500 lbs	98.95
CM-40249	Chrome	2 5/16"	1 1/4"	2 7/8"	3/8" to 3/4"	12,000 lbs	108.95



70712

Reese Carbon Forged Interlock® Hitch Balls

- Interlock tightening system for fast, easy one wrench installation
- Can also be used on standard ball mounts without interlock

Part #	Finish	Ball Diameter	Shank Diameter	Shank Length	Capacity GTW	List Price
70712	Chrome	1 7/8"	1"	2"	3,500 lbs	\$ 25.95
70612	Chrome	2"	1"	2"	7,500 lbs	27.95
70604	Black Nickel	2"	1"	2"	7,500 lbs	34.95
70710	Chrome	2 5/16"	1"	2"	7,500 lbs	28.95



70628

Reese Carbon Forged Interlock® Ball Mounts

- Unique one piece formed design
- Interlock tightening system when used with interlock hitch balls
- Weld free construction
- Up rated tow capacity up to 7,000 lbs
- 100,000 mile road tested



70607

Part #	Finish	Hole Size	Drop	Rise	Length	Capacity GTW	List Price
70628	OEM Black	1"	2"	3/4"	8"	7,000 lbs	\$ 43.95
70607	Black Nickel	1"	2"	3/4"	8"	7,000 lbs	59.95
70629	OEM Black	1"	3"	1 1/2"	9"	6,000 lbs	48.95
70608	Black Nickel	1"	3"	1 1/2"	9"	6,000 lbs	62.95

Note: Pin & clip sold separately - See page 105



Reese Lawn & Garden Tractor Hitch Ball

- 1 7/8" chrome plated hitch ball with 5/8" diameter shank, 1 3/4" length
- Designed for use with lawn mowers & garden tractors

Part #	Finish	Shank Diameter	Shank Length	Drawbar Thickness	Capacity GTW	List Price
7036800	Chrome	5/8"	1 3/4"	1/4" to 3/4"	2,000 lbs	\$ 29.95



Ball Hole Bushings

- Reduces ball hole size to accommodate smaller shank balls
- For use with ball mounts or weight distribution heads

Part #	Description	List Price
B-75	Bushing - Reduces Ball Hole from 1" to 3/4"	\$ 1.95
B-75-BP	10 Pack of Bushing - Reduces Ball Hole from 1" to 3/4"	16.95
3233	Bushing - Reduces Ball Hole from 1 1/4" to 1"	6.95

Convert-A-Ball Kits with Stem Cover & Storage Case

- Stem cover help prevent rust
- Plastic storage case holds 3 balls

Part #	Description	List Price
944-800-KIT	3/4" Nickel Plated Long Shank with 1 7/8" & 2" Balls - Includes Stem Cover & Plastic Storage Case	\$ 71.95
944-901-KIT	1" Nickel Plated Shank with 1 7/8" & 2" Balls - Includes Stem Cover & Plastic Storage Case	77.95
944-904-KIT	1" Nickel Plated Shank with 2" & 2 5/16" Balls - Includes Stem Cover & Plastic Storage Case	84.95
944-900-KIT	1" Shank with 1 7/8", 2" & 2 5/16" Balls - Includes Stem Cover & Plastic Storage Case	100.95



Note:
3/4" Shank Rated
3,500 lbs
1" Shank Rated
10,000 lbs

Convert-A-Ball Accessories

Part #	Description	List Price
944-05B	Black Molded Vinyl Stem Cover - Helps Prevent Rust	\$ 6.95
944-004	Plastic Storage Case - Stores Up to Three Balls	19.95



Convert-A-Ball - Nickel Plated - Packaged

- Ideal for multi-trailer users
- Clamshell display packaging
- Three interchangeable ball sizes
- Ball locks in place

Part #	Description	Shank Length	List Price
944-800P	1 7/8" & 2" Balls Set - 3/4" Nickel Plated Long Shank	2.25"	\$ 56.95
944-901P	1 7/8" & 2" Balls Set - 1" Nickel Plated Shank	2"	61.95
944-105LP	1 7/8" & 2" Balls Set - 1" Nickel Plated Long Shank	3"	67.95
944-900P	1 7/8", 2" & 2 5/16" Balls Set - 1" Nickel Plated Shank	2"	83.95



Convert-A-Ball Nickel Plated - Bulk

- Ideal for multi-trailer users
- Simple way to switch balls
- Three interchangeable ball sizes
- Ball locks in place

Part #	Description	Shank Length	List Price
944-800	1 7/8" & 2" Balls Set - 3/4" Nickel Plated Long Shank	2.25"	\$ 55.95
944-901	1 7/8" & 2" Balls Set - 1" Nickel Plated Shank	2"	59.95
944-904	2" & 2 5/16" Balls Set - 1" Nickel Plated Shank	2"	66.95
944-105L	1 7/8" & 2" Balls Set - 1" Nickel Plated Long Shank	3"	64.95
944-900	1 7/8", 2" & 2 5/16" Balls Set - 1" Nickel Plated Shank	2"	82.95
Parts			
944-101	3/4" Long Shank and Nut Only	2.25"	22.95
944-102	1" Shank and Nut Only	2"	23.95
944-300	1 7/8" Ball Only		17.95
944-400	2" Ball Only		19.95
944-600	2 5/16" Ball Only (Can Be Used with 1" Shank Only)		24.95

Note:
All 1" shanks are rated 10,000 lbs and can be used with 1 7/8", 2" & 2 5/16" hitchballs.

All 3/4" nickel-plated shanks can only be used with 1 7/8" or 2" hitchballs
3/4" nickel-plated shanks are rated for 3,000 lbs



Packaged Stainless Steel Convert-A-Ball

- Designed to prevent rusting
- Simple way to switch balls
- Clamshell package
- Ball locks in place

Part #	Description	Shank Length	List Price
944-802P	1 7/8" & 2" Balls Set - 3/4" Stainless Steel Long Shank	2.25"	\$ 116.95
944-903P	1 7/8" & 2" Balls Set - 1" Stainless Steel Shank	2"	117.95
944-906P	2" & 2 5/16" Balls Set - 1" Stainless Steel Shank	2"	133.95
944-902P	1 7/8", 2" & 2 5/16" Balls Set - 1" Stainless Steel Shank	2"	162.95
Parts			
944-104P	3/4" Long Shank and Nut Only	2.25"	49.95
944-106P	1" Shank and Nut Only	2"	48.95
944-301P	1 7/8" Ball Only		35.95
944-401P	2" Ball Only		39.95
944-601P	2 5/16" Ball Only (Can Be Used with 1" Shank Only)		53.95

Note:
All 1" shanks are rated 10,000 lbs and can be used with 1 7/8", 2" & 2 5/16" hitchballs.

All 3/4" stainless steel shanks can only be used with 1 7/8" or 2" hitchballs
3/4" stainless steel shanks are rated for 5,000 lbs



Ball Mount & Equipment Storage Bag



- Keeps ball mount, pin & clip and other towing accessories together
- Includes zipper closure & inside pouch
- Heavy black canvas material with sewn-in nylon web handles
- Fits ball mounts up to 4" drop

Part #	Description	List Price
BMB-1	Storage Bag with Handle - Inside Dimensions: 15" L x 5" W x 3" H	\$ 27.95

Rigid Hitch Class I Drawbar Kits

Style A



UB-1001

- 1 1/4" x 1 1/4" square shank - zinc finish
- Includes tube cover, pin & clip

Part #	Shank	Hole	Drop	Rise	Length	Capacity GTW	Style	List Price
UB-1001	Hollow	3/4"	1 1/4"	1/2"	7"	2,000 lbs	A	\$23.95
UB-2001	Hollow	3/4"	1 1/4"	1/2"	6"	2,000 lbs	A	22.95
UB-5001	Hollow	3/4"	2"	1 1/4"	6"	2,000 lbs	B	23.95
UB-6001	Hollow	3/4"	2"	1 1/4"	7"	2,000 lbs	B	25.95

Rigid Hitch Class II Drawbar Kits

Style B



R2-0406-S

Part #	Shank	Hole	Drop	Rise	Length	Capacity GTW	Style	List Price
R2-0106-S	Solid	3/4"	1 1/4"	5/8"	6"	3,500 lbs	A	\$ 33.95
R2-0108-S	Solid	3/4"	1 1/4"	5/8"	8"	3,500 lbs	A	41.95
R2-0206-S	Solid	3/4"	2"	1 3/8"	6"	3,500 lbs	B	37.95
R2-0208-S	Solid	3/4"	2"	1 3/8"	8"	3,500 lbs	B	38.95
R2-0306-S	Solid	3/4"	3"	2 3/8"	6"	3,500 lbs	B	40.95
R2-0308-S	Solid	3/4"	3"	2 3/8"	8"	3,500 lbs	B	42.95
R2-0310-S	Solid	3/4"	3"	2 3/8"	10"	3,500 lbs	B	45.95
R2-0406-S	Solid	3/4"	4"	3 3/8"	6"	3,500 lbs	B	39.95
R2-0410-S	Solid	3/4"	4"	3 3/8"	10"	3,500 lbs	B	45.95

Draw-Tite Class II Drawbar Kits

Style A



Style B

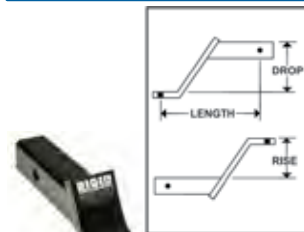
Style C

- 1 1/4" x 1 1/4" square - solid shank
- Includes pin & clip

Part #	Finish	Hole	Drop	Rise	Length	Capacity GTW	Style	List Price
36051	Black	3/4"	1 1/4"	5/8"	7"	3,500 lbs	A	\$ 62.95
36053	Black	3/4"	1 1/4"	5/8"	9 3/4"	3,500 lbs	A	62.95
36061	Black	3/4"	—	3 1/8"	9 3/4"	3,500 lbs	B	62.95
36063	Black	3/4"	—	3 1/8"	11 3/4"	3,500 lbs	B	62.95
36065	Black	3/4"	—	5"	10"	3,500 lbs	B	62.95
36071	Black	3/4"	3 1/4"	2 5/8"	7 1/4"	3,500 lbs	C	62.95

Rigid Hitch Utility Ball Mounts

UB-208-B



UB-409-B

UB-612-B

- Rigid Hitch ball mounts made in USA
- Allows receivers to be used as a weight carrying hitch
- Able to raise or lower ball height
- All have black powder coat finish
- Fits all 2" x 2" receivers

Part #	Finish	Hole Size	Drop	Rise	Length	Capacity GTW	List Price
UB-008-B	Black	3/4"	2"	5/8"	8"	3,500 lbs	\$ 27.95
UB-208-B	Black	1"	2"	3/4"	8"	8,500 lbs	29.95
UB-210-B	Black	1"	2"	3/4"	10"	8,500 lbs	37.95
UB-213-B	Black	1"	2"	3/4"	13"	8,500 lbs	40.95
UB-409-B	Black	1"	4"	2 3/4"	9"	8,500 lbs	37.95
UB-411-B	Black	1"	4"	2 3/4"	11"	8,500 lbs	37.95
UB-413-B	Black	1"	4"	2 3/4"	13"	8,500 lbs	38.95
UB-612-B	Black	1"	6"	4 3/4"	12"	7,500 lbs	42.95
UB-614-B	Black	1"	6"	4 3/4"	14"	7,500 lbs	47.95
UB-811-B	Black	1"	8"	6 3/4"	11"	6,000 lbs	47.95
DT-2706 *	Black	1"	11"	9 3/4"	8 1/4"	5,000 lbs	\$ 72.95

Note: Pin & clip sold separately - See page 105 * manufactured by Horizon Global / Draw-Tite - Made in China \$ Rated only 3,500 lbs in rise position

Rigid Hitch Packaged Ball Mounts

- Boxed in point-of-purchase packaging
- Includes ball mount, pin & clip
- Black powder coat finish
- Fits all 2" x 2" receivers

Part #	Finish	Hole Size	Drop	Rise	Length	Capacity GTW	List Price
UB-208-BP	Black	1"	2"	3/4"	8"	8,500 lbs	\$ 35.95
UB-210-BP	Black	1"	2"	3/4"	10"	8,500 lbs	42.95
UB-409-BP	Black	1"	4"	2 3/4"	9"	8,500 lbs	45.95
UB-612-BP	Black	1"	6"	4 3/4"	12"	7,500 lbs	56.95



UB-208-BP

Rigid Hitch Ball & Ball Mount Assemblies

- 2" ball mounts with chrome hitch ball installed in drop or rise position
- Includes standard 5/8" pin & clip and two molded tube covers
- Rated 7,500 lbs GTW, 750 lbs TW
- 2" or 4" drop ball mounts with 2" or 2 5/16" ball torqued to specification
- Black powder coat finish on mount

Description	Part #	Drop	Part #	Rise	List Price
Ball Mount & 2" Ball - 8" Length	BPC217D	2"	BPC217R	3/4"	\$ 46.95
Ball Mount & 2 5/16" Ball - 8" Length	BPC222D	2"	BPC222R	3/4"	47.95
Ball Mount & 2" Ball - 9" Length	BPC417D	4"	BPC417R	2 3/4"	47.95
Ball Mount & 2 5/16" Ball - 9" Length	BPC422D	4"	BPC422R	2 3/4"	49.95
Ball & Ball Mount Assemblies with Storage Bag (Part # BMB-1)					
Ball Mount & 2" Ball - 8" Length	UB-208-17	2"	UB-208-17R	3/4"	\$ 69.95
Ball Mount & 2 5/16" Ball - 8" Length	UB-208-22	2"	UB-208-22R	3/4"	69.95
Ball Mount & 2" Ball - 9" Length	UB-409-17	4"	UB-409-17R	2 3/4"	74.95
Ball Mount & 2 5/16" Ball - 9" Length	UB-409-22	4"	UB-409-22R	2 3/4"	74.95
Ball & Ball Mount Assemblies with Storage Bag (Part # BMB-1) & Lock (Part # RH-3)					
Ball Mount & 2" Ball - 8" Length	BMK217D	2"	BMK217R	3/4"	\$ 86.95
Ball Mount & 2 5/16" Ball - 8" Length	BMK222D	2"	BMK222R	3/4"	86.95
Ball Mount & 2" Ball - 9" Length	BMK417D	4"	BMK417R	2 3/4"	88.95
Ball Mount & 2 5/16" Ball - 9" Length	BMK422D	4"	BMK422R	2 3/4"	83.95

Note: All ball mounts made in USA, hitch balls made in China



BPC217R



UB-208-17



BMK222R

Rigid Hitch Black Heavy-Duty Ball Mounts

- Constructed with solid steel shanks
- 1" thick x 3" wide ball platform
- All have 1 1/4" ball hole
- Fits all 2" x 2" receivers
- Black powder coat finish
- Up to 12,000 lbs GTW - 1,200 lbs TW

Part #	Hole Size	Drop	Rise	Length	Capacity GTW	List Price
🇺🇸 HUB-3208A	1 1/4"	2"	1"	8 1/8"	12,000 lbs	\$ 54.95
🇺🇸 HUB-3210	1 1/4"	2"	1"	9 7/8"	12,000 lbs	57.95
🇺🇸 HUB-3409	1 1/4"	4"	3"	9 1/8"	12,000 lbs	59.95
🇺🇸 HUB-3411	1 1/4"	4"	3"	11 1/8"	12,000 lbs	64.95
🇺🇸 HUB-3610	1 1/4"	6"	5"	10 1/2"	12,000 lbs	71.95
🇺🇸 HUB-1014	1 1/4"	10"	9"	12"	8,000 lbs	89.95

Note: Pin & clip sold separately - See page 105
Special hitch balls required to obtain maximum weight capacities - See page 87





Curt Brushed Aluminum Ball Mounts

- 1" Ball Hole
- Fits all 2" x 2" Receivers
- Tested for safety in accordance with SAE J684

Part #	Hole Size	Drop	Rise	Length	Capacity GTW/TW	List Price
★ CM-45360	1"	2"	1"	8 1/2"	8,000 / 800	\$ 77.95
★ CM-45361	1"	4"	3"	8 1/2"	8,000 / 800	88.95
★ CM-45362	1"	6"	5"	8 1/2"	8,000 / 800	95.95

Note: Pin & clip sold separately - See page 105 - Made in China
Special hitch balls required to obtain maximum weight capacities - See page 87

Draw-Tite One-Piece Forged Aluminum Ball Mounts



40381

- Solid one-piece forged construction
- Fits all 2" x 2" receivers
- 1" thick x 3" wide ball platform
- Polished aluminum finish

Part #	Hole Size	Drop	Rise	Length	Capacity GTW/TW	List Price
40381	1"	2"	1"	9 7/8"	8,000 / 800 lbs	\$ 135.95
40382	1"	4"	3"	10 5/8"	8,000 / 800 lbs	175.95
40383	1"	6"	5"	11 7/8"	8,000 / 800 lbs	185.95

Note: Pin & clip sold separately - See page 105 - Made in China
Special hitch balls required to obtain maximum weight capacities - See page 87

Buyers One-Piece Forged Steel Ball Mounts



- 2" & 4" drop rated 20,000 lbs GTW 2,000 lbs TW
- 6" drop rated 17,000 lbs GTW 1,700lbs TW
- Fits all 2" x 2" receivers
- One-piece forged steel construction

Part #	Finish	Hole Size	Drop	Rise	Length	List Price
1803051	Black	1 1/4"	2"	3/4"	7 5/8"	\$ 63.95
1803056	Black	1 1/4"	4"	2 3/4"	7 7/8"	82.95
1803059	Black	1 1/4"	6"	4 3/4"	8 1/8"	105.95

Note: Pin & clip sold separately - See page 105 - Made in China
Special hitch balls required to obtain maximum weight capacities - See page 87

Draw-Tite Ultra-Frame Ball Mounts



Style A

4280

4282

Style B

- Constructed with solid steel shanks
- 12,000 lbs GTW - 1,200 lbs TW
- 1" thick x 3" wide ball platform
- Designed for heavy duty towing

Part #	Style	Finish	Hole Size	Drop	Rise	Length	List Price
4280	A	Zinc	1 1/4"	2"	3/4"	8 1/4"	\$ 93.95
4281	B	Zinc	1 1/4"	4"	3"	8 1/4"	98.95
4282	B	Zinc	1 1/4"	6"	5"	9 1/4"	120.95
4283	B	Zinc	1 1/4"	8"	7"	9 1/4"	131.95
4284	A	Zinc	1 1/4"	2"	3/4"	12"	119.95
4285	B	Zinc	1 1/4"	4"	3"	12"	119.95

Note: Pin & clip sold separately - See page 105 - Made in China
Special hitch balls required to obtain maximum weight capacities - See page 87

Convert-A-Ball Cushioned 2" x 2" Ball Mounts



AMSC2HD

- 2 3/4" clearance required for cushion
- Reduces jolts & jerking
- All made with 1/4" wall tubing
- Fits 2" receivers - black finish

Part #	Capacity GTW / TW	Hole Size	Drop	Rise	Length	List Price
AM-SC-2	10,000 / 2,000 lbs	1"	2"	3/4"	8 1/2"	\$ 98.95
AMSC2HD	14,000 / 2,000 lbs	1 1/4"	2"	1"	8 1/2"	141.95
AM-SC-4	10,000 / 2,000 lbs	1"	4"	2"	9 3/4"	108.95
AMSC4HD	14,000 / 2,000 lbs	1 1/4"	4"	2 1/4"	9 3/4"	146.95
AM-SC-6	10,000 / 2,000 lbs	1"	6"	4"	11"	112.95
AM-SC-8	10,000 / 2,000 lbs	1"	8"	6"	12"	117.95

Note: Pin & clip for receiver attachment sold separately - See page 105

Rigid 2 1/2" x 2 1/2" Class V Ball Mounts & Pintle Mounts

- Ball mounts have 1 1/4" ball hole
- Requires long 5/8" pin (sold separately)
- Hollow or solid shank pintle mounts
- Black powder coat finish

Part #	Description	Shank	Length	Drop	Rise	Capacity GTW/TW	List Price
HUB-25309	2 1/2" x 2 1/2" Ball Mount	Hollow	9"	3"	1 1/2"	12,000 / 1,200 lbs	\$ 66.95
HUB-25509	2 1/2" x 2 1/2" Ball Mount	Hollow	9"	5"	3 1/2"	12,000 / 1,200 lbs	71.95
RPM-825	Pintle Mount - (4) 9/16" Hole Sets	Hollow	8"	—	—	16,000 / 3,200 lbs	98.95
RPM-825-S	Pintle Mount - (4) 9/16" Hole Sets	Solid	8"	—	—	18,000 / 3,500 lbs	190.95
LHP-58	Long 5/8" Hitch Pin & Clip - 3 7/8" Usable Length						12.95
RH-252C	Hitch Reducer Sleeve With Collar - 2 1/2" to 2" - Black Powder Coat Finish						33.95

Note: Ball mount length is ball hole to pin hole, pintle mount length is mounting face to pin hole
Pintle mounts available for 2", 2 1/2" & 3" receivers - See page 214



Reese 2 1/2" x 2 1/2" Class V Ball Mounts & Pintle Mounts

- For use with all 2 1/2" x 2 1/2" receivers - 1 1/4" ball hole
- Black powder coat finish
- Requires long 5/8" pin (sold separately)

Part #	Description	Shank	Length	Drop	Rise	Capacity GTW/TW	List Price
45122	2 1/2" x 2 1/2" Ball Mount	Hollow	9 3/4"	3"	1 1/2"	14,000 / 1,400 lbs	\$ 164.95
45322	2 1/2" x 2 1/2" Ball Mount	I-Beam	10"	3"	1 1/2"	18,000 / 2,000 lbs	168.95
45123	2 1/2" x 2 1/2" Ball Mount	Hollow	10"	5"	3 1/2"	13,000 / 1,300 lbs	134.95
45323	2 1/2" x 2 1/2" Ball Mount	I-Beam	10"	5"	3 1/2"	18,000 / 2,000 lbs	184.95
45291	2 1/2" x 2 1/2" Ball Mount	Hollow	10 1/2"	7 3/4"	N/A	13,000 / 1,300 lbs	203.95
45325	2 1/2" Tri-Ball Ball Mount	Hollow	8 3/4" - 7 1/2"	—	—	See Below	134.95
45156	Pintle Mount - (3) 9/16" Hole Sets	Hollow	7 3/4"	—	—	12,000 / 1,200 lbs	136.95
45294	Pintle Mount - (4) 9/16" Hole Sets	I-Beam	8 1/2"	—	—	18,000 / 2,000 lbs	297.95
63243	Long 5/8" Hitch Pin & Clip - 3 7/8" Usable Length						21.95

Note: Ball mount length is ball hole to pin hole, pintle mount length is mounting face to pin hole
* Tri-ball ball rating capacities: 1 7/8" - 2,000/200 lbs, 2" - 10,000/1,000 lbs, 2 5/16" - 14,000/1,400 lbs



Reese 2 1/2" x 2 1/2" Class V Accessories

- Hitch box extensions extend hitch box to 24, 34, 41 or 48 inches - great for pickups with slide-out campers
- Chrome balls rated 14,000 lbs to 20,000 lbs
- Hitch bar reducer allows the use of standard 2" hitch bars

Part #	Description	Capacity GTW	List Price
30678	2 5/16" Chrome Hitch Ball - 1 1/4" x 2 3/4" Shank	14,000 lbs	\$ 32.95
CM-40008	Curt 2 5/16" Chrome Hitch Ball - 1 1/4" x 2 3/4" Shank	20,000 lbs	61.95
45292	Hitch Box Extension - 2 1/2" x 2 1/2" - 24" or 34" Length - Use with 2" x 2" Ball Mount - Sold Separately	See Note Below	676.95
45018	Hitch Box Extension - 2 1/2" x 2 1/2" - 41" or 48" Length - Use with 2" x 2" Ball Mount - Sold Separately	See Note Below	875.95
63243	Long 5/8" Hitch Pin & Clip - 3 7/8" Usable Length		21.95
58102	Hitch Reducer Bushing - 2 1/2" To 2" - Black Powder Coat Finish		52.95

Note: Extension ratings WCWD (lbs) - 24" 6,000/8,000, 34" 4,500/6,000, 41" 5,000/7,500, 48" 4,000/6,000



Convert-A-Ball Cushioned 2 1/2" x 2 1/2" Class V Ball Mounts

- Acts as a shock absorber to reduce bounce & rhythmic vibrations
- Protects the tow vehicle's hitch, driveline & trailer's contents
- Ball mounts have 3" wide x 1" thick ball platform with 1 1/4" ball hole
- Requires long 5/8" pin (sold separately)
- Black painted finish

Part #	Description	Length	Drop	Rise	Capacity GTW/TW	List Price
AMSCV-2	2 1/2" x 2 1/2" Cushioned Ball Mount	9"	2"	1/2"	18,000 / 2,000 lbs	\$ 155.95
AMSCV-4	2 1/2" x 2 1/2" Cushioned Ball Mount	9"	4"	2 1/2"	18,000 / 2,000 lbs	167.95
AMSCV-6	2 1/2" x 2 1/2" Cushioned Ball Mount	9"	6"	4 1/2"	18,000 / 2,000 lbs	176.95
LHP-58	Long 5/8" Hitch Pin & Clip - 3 7/8" Usable Length					12.95



Rigid Hitch 3" x 3" Ball Mounts



- Made in USA to fit 3" OEM receivers on Ford Super Duty pickups
- Black powder coat finish
- 1" thick x 3 1/2" wide ball platform with 1 1/4" diameter ball hole
- Can be used in rise or drop position
- Extra long hitch pin sold separately
- Cannot be used in Draw-Tite 3" x 3" receivers due to pin hole size (5/8")
- Shanks are 3" square x 3/8" thick tube

Part #	Finish	Hole Size	Drop	Rise	Length	Capacity	List Price
🇺🇸 HUB-33308	Black	1 1/4"	3"	1"	8"	21,000 lbs	\$ 81.95
🇺🇸 HUB-33509	Black	1 1/4"	5"	3"	9"	21,000 lbs	94.95
🇺🇸 HUB-33710	Black	1 1/4"	7"	5"	10"	21,000 lbs	94.95

Note: Extra long pin & clip (RHLP-58) sold separately - See page 105

Buyers 3" x 3" Heavy Duty Forged Ball Mounts



- Fits 3" inch square receivers
- 1 1/4" diameter ball hole
- Corrosion Resistant black powder coated finish

Part #	Finish	Hole Size	Drop	Rise	Length	Capacity	List Price
1803454	Black	1 1/4"	4"	2.5"	9"	21,000 lbs	\$ 122.95
1803456	Black	1 1/4"	6"	4.75"	10"	21,000 lbs	136.95
1803458	Black	1 1/4"	8"	6.75"	10.5"	21,000 lbs	159.95

Made in China - Extra long pin & clip (RHLP-58) sold separately - See page 105

Draw-Tite 3" x 3" Ball Mounts



- Fits 3" inch square receivers
- 1 1/4" diameter ball hole
- Black powder coat finish
- Cast I-beam design - 5/8" pin hole

Part #	Finish	Hole Size	Drop	Rise	Length	Capacity	List Price
40700	Black	1 1/4"	4"	2"	9"	21,000 lbs	\$ 199.95
40701	Black	1 1/4"	6"	4"	10"	21,000 lbs	208.95
40702	Black	1 1/4"	8"	6"	11"	21,000 lbs	246.95
40703	Black	1 1/4"	10"	8"	12"	21,000 lbs	264.95

Made in China - Extra long pin & clip (RHLP-58) sold separately - See page 105

AM-AC-1



CA-1

PN-2

BA-1

PA-1

Convert-A-Ball Adjustable 2" x 2" Cushioned Hitch System

- Polyurethane interior cushion acts as a shock absorber reducing bounce & rhythmic vibration
- Length is approximately 11" when used as a clevis or ball mount
- Works with all 2" x 2" receivers
- Adapters & pins sold separately
- 5 adjustment positions - functions in rise or drop position
- Rated 10,000 lbs GTW, 2,000 lbs TW
- Clevis mount rated 5,000 lbs GTW
- Pintle mount works with PH-1 or most other 4-bolt pintle hooks
- All components sold separately

Part #	Description	List Price
🇺🇸 AM-AC-1	Adjustable Hitch System Shank - Sold Separately	\$ 183.95
🇺🇸 BA-1	Ball Mount Adapter - Pins & Shank Sold Separately	53.95
🇺🇸 PA-1	Pintle Mount Adapter - Pins & Shank Sold Separately	60.95
🇺🇸 CA-1	Clevis Hitch Adapter - Pins & Shank Sold Separately	72.95
PN-2	Component Attachment Pins - Used for Attaching BA-1, PA-1 & CA-1 to AM-AC-1 Shank - Pair	14.95

Note: Pin & clip for receiver attachment sold separately - See page 105

Convert-A-Ball Cushioned 6-Way Multi-Hitch for 2" & 2 1/2" Receivers



CB-6WHD

- Accepts pintle ring, spade, clevis and all popular coupler sizes
- 1 7/8", 2" & 2 5/16" balls - black finish
- Clevis area has 2" opening with 7/8" diameter pin included
- Cushioned to provide a smoother ride

Part #	Description	Capacity GTW	Length	List Price
🇺🇸 CB-6W	2" Receivers Multi-Hitch	2,000 - 10,000 lbs	6 1/2"	\$ 190.95
🇺🇸 CB-6WHD	2 1/2" Receivers Multi-Hitch	2,000 - 10,000 lbs	6 1/2"	238.95

Note: Minimum 2 3/4" clearance required between hitch & vehicle bumper. Pin & clip sold separately - See page 105

B&W Tow & Stow Double-Ball Ball Mounts

- Folds up & under vehicle for storage
- 10 1/2" length all models, 3" or 5" drop on 2", 4 1/2" & 7 1/2" drop on 2 1/2" models
- Pull one pin and ball platform rotates to change ball sizes
- Drawbar attachment available
- Stainless steel pins resist corrosion
- GTW / TW ratings: 2" - 10,000 lbs / 1,000 lbs, 2 1/2" - 14,500 lbs / 1,450 lbs, 3" - 21,000 lbs / 2,100 lbs

Part #	Description	Finish	Max. Drop	Max. Rise	List Price
Double-Ball Ball Mounts for 2" Receivers					
10033B	Double-Ball Mount - 2" & 2 5/16" Balls	Black	3"	3 1/2"	\$ 248.95
10033BB	Browning Edition Double Mount - 2" & 2 5/16" Balls	Black	3"	3 1/2"	304.95
10033C	Double-Ball Mount - 2" & 2 5/16" Balls	Chrome	3"	3 1/2"	304.95
10035B	Double-Ball Mount - 1 7/8" & 2" Balls	Black	3"	3 1/2"	248.95
10037B	Double-Ball Mount - 2" & 2 5/16" Balls	Black	5"	5 1/2"	304.95
10037C	Double-Ball Mount - 2" & 2 5/16" Balls	Chrome	5"	5 1/2"	351.95
Double-Ball Ball Mounts for 2 1/2" Receivers					
20037B	Double-Ball Mount - 2" & 2 5/16" Balls	Black	4 1/2"	4 1/2"	373.95
20037C	Double-Ball Mount - 2" & 2 5/16" Balls	Chrome	4 1/2"	4 1/2"	416.95
20040B	Double-Ball Mount - 2" & 2 5/16" Balls	Black	7 1/2"	7 1/2"	416.95
20040C	Double-Ball Mount - 2" & 2 5/16" Balls	Chrome	7 1/2"	7 1/2"	445.95
20066BMP	Double-Ball Mount - Compatible with GM Multi-Pro Tailgate - 2" & 2 5/16" Balls	Black	7"	7 1/2"	450.95
Double-Ball Ball Mounts for 3" Receivers					
30037B	Double-Ball Mount - 2" & 2 5/16" Balls	Black	4 1/2"	4"	416.95
30040B	Double-Ball Mount - 2" & 2 5/16" Balls	Black	7 1/2"	7"	445.95
Optional Drawbars & Replacement Pins					
35100B	Optional Drawbar Attachment for 2" Models				96.95
35200B	Optional Drawbar Attachment for 2 1/2" Models				103.95
35300B	Optional Drawbar Attachment for 3" Models				118.95
35010	Stainless Steel Replacement Pull Pin & Clip for 2" & 2 1/2" Models				16.95
35011	Stainless Steel Replacement Pull Pin & Clip for 3" Models				24.95

Note: Hitch ball ratings: 1 7/8" - 3,500 lbs, 2" - 7,500 lbs, 2 5/16" - rated by ball mount capacity
Pin & clip for receiver attachment sold separately - See page 105



10033B



10033BB



10033C



35100B

B&W Tow & Stow Combination Pintle Hitch

- Easily hook up to any trailer
- 16,000 lbs pintle capacity
- 10,000 lbs 2" & 2 5/16" ball capacity
- Adjusts from 4 1/2" rise to 8 1/4" drop
- 14" of vertical height adjustment
- Models to fit 2" & 2 1/2" receivers
- Folds up & under vehicle for storage
- Stainless steel pins resist corrosion
- Black powder coat finish
- Limited lifetime warranty

Part #	Description	Ball Size	Length	List Price
Combination Pintle Hitch for 2 Inch Receivers				
10055	Combination Pintle / Ball Mount	2"	12 1/2"	\$ 416.95
10056	Combination Pintle / Ball Mount	2 5/16"	12 1/2"	416.95
Combination Pintle Hitch for 2 1/2 Inch Receivers				
20055	Combination Pintle / Ball Mount	2"	12 1/2"	450.95
20056	Combination Pintle / Ball Mount	2 5/16"	12 1/2"	450.95
Replacement Balls & Accessories				
10051	2" Chrome Ball - for Pintle Hitch Only - 10,000 lbs			41.95
10052	2 5/16" Chrome Ball - for Pintle Hitch Only - 10,000 lbs			41.95
35010	Stainless Steel Replacement Pull Pin & Clip			16.95

Note: Pin & clip for receiver attachment sold separately - See page 105



10056



10055
Open



35010

B&W Tow & Stow Tri-Ball Ball Mounts



10047B



10047C



20067BMP



35010

- Ball assembly folds up & under vehicle for storage when not in use
- Stainless steel pins resist corrosion
- 1 7/8", 2" & 2 5/16" chrome balls
- GTW / TW ratings: 2" - 10,000 lbs / 1,000 lbs, 2 1/2" - 14,500 lbs / 1,450 lbs, 3" - 21,000 lbs / 2,100 lbs
- Choose black or chrome plated finish
- Drawbar attachment available

Part #	Description	Finish	Max. Drop	Max. Rise	Length	List Price
Tri-Ball Ball Mounts for 2" Receivers						
10047B	Tri Ball Mount	Black	3"	3 1/2"	10 1/2"	\$ 274.95
10047BB	Browning Edition Tri Ball	Black	3"	3 1/2"	10 1/2"	332.95
10047C	Tri Ball Mount	Chrome	3"	3 1/2"	10 1/2"	332.95
10048B	Tri Ball Mount	Black	5"	5 1/2"	10 1/2"	332.95
10048BB	Browning Edition Tri Ball	Black	5"	5 1/2"	10 1/2"	373.95
10048C	Tri Ball Mount	Chrome	5"	5 1/2"	10 1/2"	373.95
Tri-Ball Ball Mounts for 2 1/2" Receivers						
20048B	Tri Ball Mount	Black	4 1/2"	4 1/2"	10 1/2"	359.95
20048C	Tri Ball Mount	Chrome	4 1/2"	4 1/2"	10 1/2"	433.95
20049B	Tri Ball Mount	Black	7 1/2"	7 1/2"	10 1/2"	433.95
20049C	Tri Ball Mount	Chrome	7 1/2"	7 1/2"	10 1/2"	450.95
20067BMP	Tri-Ball Mount - Compatible with GM Multi-Pro Tailgate	Black	7"	7.5"	9"	457.95
Tri-Ball Ball Mounts for 3" Receivers						
30048B	Tri Ball Mount	Black	4 1/2"	4"	10 1/2"	433.95
30049B	Tri Ball Mount	Black	7 1/2"	7"	10 1/2"	457.95
Optional Drawbars & Replacement Pins						
35100B	Optional Drawbar Attachment for 2" Models					96.95
35200B	Optional Drawbar Attachment for 2 1/2" Models					103.95
35300B	Optional Drawbar Attachment for 3" Models					118.95
35010	Stainless Steel Replacement Pull Pin & Clip for 2" & 2 1/2" Models					16.95
35011	Stainless Steel Replacement Pull Pin & Clip for 3" Models					24.95

Note: Hitch ball ratings: 1 7/8" - 3,500 lbs, 2" - 7,500 lbs, 2 5/16" - Rated by ball mount capacity
Pin & clip for receiver attachment sold separately - See page 105

Fastway® Flash™ 2" & 2 1/2" Aluminum E-Series Adjustable Ball Mounts



- Fast & easy adjustments saving you time - models for 2" & 2 1/2" receivers
- Precision machined for strength & durability - 2" & 2-5/16" chrome balls
- Aircraft-grade aluminum for corrosion resistance
- GTW / TW ratings: 2" - 10,000 lbs / 1,000 lbs, 2 1/2" - 18,000 lbs / 1,800 lbs
- Super strength alloy for years of safe towing
- Polished aluminum for good looks
- Limited one year warranty

Part #	Ball Sizes	Drop	Rise	Length	Capacity	List Price
For 2" x 2" Receivers						
42-00-2400	2" & 2 5/16"	4"	5"	8 1/4"	10,000 lbs	\$ 329.95
42-00-2600	2" & 2 5/16"	6"	7"	8 1/4"	10,000 lbs	329.95
42-00-2800	2" & 2 5/16"	8"	9"	8 1/4"	10,000 lbs	341.95
42-00-2900	2" & 2 5/16"	10"	11"	8 1/4"	10,000 lbs	341.95
86-00-3660	Keyed Alike Lock Set for 2" Models - Kit Includes 1/2" Diameter Ball Platform Lock & 5/8" Hitch Pin Lock					67.95
For 2 1/2" x 2 1/2" Receivers						
42-00-2625	2" & 2 5/16"	6"	6"	9"	18,000 lbs	367.95
42-00-2825	2" & 2 5/16"	8"	8"	9"	18,000 lbs	382.95
42-00-2925	2" & 2 5/16"	10"	10"	9"	18,000 lbs	382.95
86-00-3685	Keyed Alike Lock Set for 2 1/2" Models - Kit Includes 5/8" Diameter Ball Lock & 5/8" Extra Long Hitch Pin Lock					80.95

Note: Pin & clip for receiver attachment sold separately - See page 105

2" & 2½" Flash™ Self-Locking Adjustable Aluminum Ball Mounts

- 2" & 2 5/16" chrome plated double ball is one piece - can't loosen
- Simply turn the key to adjust height in one-inch increments
- Aircraft grade high strength billet aluminum - one-piece - no welds
- Integrated self locks & round keys
- 1,000 lbs tongue weight rating

Part #	Ball Sizes	Drop	Rise	Length	Capacity	List Price
For 2" x 2" Receivers						
44-00-4400	2" & 2 5/16"	4"	5"	8 1/4"	10,000 lbs	\$ 381.95
44-00-4600	2" & 2 5/16"	6"	7"	8 1/4"	10,000 lbs	364.95
44-00-4800	2" & 2 5/16"	8"	9"	8 1/4"	10,000 lbs	375.95
For 2 1/2" x 2 1/2" Receivers						
44-00-4606	2" & 2 5/16"	6"	7"	8 1/4"	10,000 lbs	379.95
44-00-4806	2" & 2 5/16"	8"	9"	8 1/4"	10,000 lbs	410.95



Fastway® Flash™ Solid Steel Ball Mounts

- Solid shank made from forged steel
- Glossy black finish
- Commercial-grade towing capacity
- Durability & exceptional strength

Part #	Ball Sizes	Drop	Rise	Length	Capacity	List Price
For 2" x 2" Receivers - 1,200 lbs Tongue Weight Rating						
49-00-5600	2" & 2 5/16"	6"	7"	9"	12,000 lbs	\$ 328.95
49-00-5900	2" & 2 5/16"	10"	11"	9"	12,000 lbs	345.95
86-00-4200	Dual Lock Packs - Hardened Steel Barrel Style Locks					72.95
For 2 1/2" x 2 1/2" Receivers - 2,000 lbs Tongue Weight Rating						
49-00-5625	2" & 2 5/16"	6"	7"	9"	20,000 lbs	370.95
49-00-5925	2" & 2 5/16"	10"	11"	9"	20,000 lbs	382.95
86-00-4225	Dual Lock Packs - Hardened Steel Barrel Style Locks					87.95

Note: Pin & clip for receiver attachment sold separately - See page 105



Fastway® Flash™ Silent Tow Ball Mounts

- Virtually eliminates hitch noise
- Sleek design hand-polished chrome
- Adjustable height & dual hitch ball
- 1,000 lbs tongue weight rating

Part #	Ball Sizes	Drop	Rise	Length	Capacity	List Price
For 2" x 2" Receivers						
47-00-3400	2" & 2 5/16"	4"	5"	9"	10,000 lbs	\$ 361.95
47-00-3600	2" & 2 5/16"	6"	7"	9"	10,000 lbs	361.95
47-00-3800	2" & 2 5/16"	8"	9"	9"	10,000 lbs	317.95
47-00-3900	2" & 2 5/16"	10"	11"	9"	10,000 lbs	373.95
86-00-3050	Locking Hitch Pin - Chrome-Plated					25.95
For 2 1/2" x 2 1/2" Receivers						
47-00-3606	2" & 2 5/16"	6"	7"	9"	10,000 lbs	373.95
47-00-3806	2" & 2 5/16"	8"	9"	9"	10,000 lbs	408.95
47-00-3906	2" & 2 5/16"	10"	11"	9"	10,000 lbs	408.95
86-00-3160	Locking Hitch Pin - Chrome-Plated					28.95

Note: Pin & clip for receiver attachment sold separately - See page 105



Fastway® Flash™ Integrated Scale Ball Mounts

- Ball mount measures tongue weight of your trailer load
- 1,000 lbs tongue weight rating
- 10,000 lbs max trailer weight

Part #	Ball Sizes	Drop	Rise	Length	Capacity	List Price
For 2" x 2" Receivers						
48-00-8400	2" & 2 5/16"	4"	5"	8 1/4"	10,000 lbs	\$ 440.95
48-00-8600	2" & 2 5/16"	6"	7"	8 1/4"	10,000 lbs	440.95
48-00-8800	2" & 2 5/16"	8"	9"	8 1/4"	10,000 lbs	452.95
48-00-8900	2" & 2 5/16"	10"	11"	8 1/4"	10,000 lbs	452.95
86-00-3660	Chrome-Plated Locking Hitch Pin					67.95

Note: Pin & clip for receiver attachment sold separately - See page 105





One-Mount Steel Adjustable Ball Mount with Dual Ball

- Includes all installation hardware
- Solid steel
- Tested to SAE industry standards
- Durable yellow zinc dual ball

Part #	Description	Max. Drop	Max. Rise	Length	Receiver	List Price
AE-10003	2" Lightweight Adjustable Ball Mount 2" Ball Rated 8,000 lbs 2 5/16" Ball Rated 10,000 lbs	3 3/4"	3 1/2"	11" / 12"	2" x 2"	\$ 135.95

One Mount Adjustable Ball Mounts

- 12" total height adjustments in 1" increments
- Black powder coat finish
- Zinc plated pins for easy adjustments
- 2" ball rated 10,000 lbs, 2 5/16" ball 14,000 lbs for AE-10001



AE-10001

Part #	Description	Drop	Rise	Length	Receiver	List Price
AE-10001	Adjustable Ball Mount - 2" & 2 5/16" Balls	6"	5 1/4"	11" / 12"	2" x 2"	\$ 219.95
AE-10010	Pintle Hook & 2" Ball Combo with Adjustable Shank - 10,000 lbs Capacity				2" x 2"	251.95
AE-10015	Pintle Hook & 2 5/16" Ball Combo with Adjustable Shank - 13,000 lbs Capacity				2" x 2"	236.95
Parts & Accessories						
AE-20002	Light Duty Shank / Platform - Hollow Shank, 6 Vertical Adjustment Holes					42.95
AE-20003	Replacement Dual Ball - Pins & Clips (AE-20004) Sold Separately					112.95
AE-20004	Replacement Pins & Clips - (2) Pins, (2) Clips - Use on All Above & Junior Model					19.95
AE-20005	Keyed Alike Locking Pins - Locks Ball to Platform & Mount to 2" Receiver					55.95
AE-20006	Alignment Guide - Use with AE-10001 or AE-10200					47.95

One-Mount Adjustable Ball Mounts

- 12" of total height adjustment in 1" increments - solid steel shanks
- Black powder coat finish
- 2" ball rated 10,000 lbs & 2 5/16" ball 20,000 lbs for AE-10200
- Zinc plated pins for easy adjustment



AE-10320



AE-30002



AE-20005

Part #	Description	Drop	Rise	Length	Receiver	List Price
AE-10200	Adjustable Ball Mount - 2" & 2 5/16" Balls	6"	5 1/4"	11" / 12"	2 1/2" x 2 1/2"	239.95
AE-10215	Pintle Hook & 2 5/16" Ball Combo with Adjustable Shank - 20,000 lbs Capacity				2 1/2" x 2 1/2"	339.95
AE-10320	2" Ball Rated 10,000 lbs 2 5/16" Ball Rated 14,000 lbs	10 1/8"	9 1/8"	11" / 12"	2" x 2"	331.95
AE-10325	2" Ball Rated 10,000 lbs 2 5/16" Ball Rated 20,000 lbs	10 3/8"	8 7/8"	11" / 12"	2 1/2" x 2 1/2"	372.95
AE-10330	2" Ball Rated 10,000 lbs 2 5/16" Ball Rated 21,000 lbs	10 5/8"	8 5/8"	11" / 12"	3" x 3"	378.95
Parts & Accessories						
AE-20001	Heavy Duty Shank / Platform - Solid Shank, 9 Vertical Adjustment Holes					105.95
AE-20003	Replacement Dual Ball - Pins & Clips (AE-20004) Sold Separately					112.95
AE-20004	Replacement Pins & Clips - (2) Pins, (2) Clips - Use on All Above & Junior Model					19.95
AE-20005	Keyed Alike Locking Pins - Locks Ball to Platform & Mount to 2" Receiver					55.95
AE-20006	Alignment Guide - Use with AE-10001 or AE-10200					47.95
AE-30001	Pintle Hook & 2" Ball Combo - No Shank or Hardware - 10,000 lbs Capacity					146.95
AE-30002	Pintle Hook & 2 5/16" Ball Combo - No Shank / Hardware - 13,000 lbs Capacity					129.95
AE-30022	Pintle Hook & 2 5/16" Ball Combo - No Shank / Hardware - 20,000 lbs Capacity					166.95



BXH10171



BX88377

Blue Ox Adjustable Ball Mounts

- Included clamshell converts 2" ball to 2 5/16" ball
- Will not drag on ground like other dual-ball mounts

Part #	Description	Drop	Rise	Length	Receiver	List Price
★ BXH10141	Adjustable Ball Mount 2 5/16" ball clamshell included - Rated to 10,000 lbs	4"	4"		2" x 2"	\$ 282.95
★ BXH10171	Adjustable Ball Mount 2 5/16" ball clamshell included - Rated to 10,000 lbs	7"	7"		2" x 2"	327.95
★ BXH12241	Adjustable Ball Mount 2 5/16" ball clamshell included - Rated to 12,000 lbs	4"	4"		2 1/2" x 2 1/2"	316.95
★ BXH12271	Adjustable Ball Mount 2 5/16" ball clamshell included - Rated to 12,000 lbs	7"	7"		2 1/2" x 2 1/2"	338.95
★ BX88377	Quick Change 2 5/16" Ball Clamshell for Blue Ox Adjustable Ball Mounts					34.95

TRIMAX RAZOR Aluminum 2" x 2" Adjustable Dual-Ball Mounts

- Easy to adjust from 0 to 4, 6 or 8" drop or rise in 1" increments
- 2" & 2 5/16" Chrome hitch balls
- Mount is 100% polished aluminum
- Rated 10,000 lbs GTW & 1,500 lbs TW
- Optional keyed alike lock set

Part #	Description	Max. Drop	Max. Rise	Length	List Price
TRZ4ALRP	RAZOR Ball Mount	4"	4"	9" / 10"	\$ 246.95
TRZ6ALRP	RAZOR Ball Mount	6"	6"	9" / 10"	261.95
TRZ8ALRP	RAZOR Ball Mount	8"	8"	9" / 10"	271.95
Optional Keyed Alike Locking Pins					
TRZ52	Keyed Alike Locking Hitch Pin & Height Adjustment Pin				63.95

Pin & clip for receiver attachment sold separately - See page 105



TRIMAX RAZOR Locking 2" x 2" Adjustable Dual-Ball Mount

- Ball platform locks in place from 2" to 12" drop or rise in 1" increments
- Rated 10,000 lbs GTW & 1,500 lbs TW
- Includes keyed alike hitch pin lock

Part #	Description	Max. Drop	Max. Rise	Length	List Price
TRZ12AL	Polished Aluminum Adjustable Ball Mount	12"	12"	9" / 10"	\$ 344.95
TRZ12PB	Black Powder Coated Steel Adjustable Ball Mount	12"	12"	9" / 10"	275.95



TRZ12PB

Curt Rebellion XD Adjustable Cushion Ball Mount

- Cushioned connection reduces rattling & vibration
- Maintenance-free with no airbag
- Cast steel construction
- Tested & rated for 15,000 lbs GTW, 1,500 lbs TW - 1 1/4" ball hole

Part No	Description	Drop	Rise	Length	Receiver	List Price
CM-45949	Adjustable Ball Mount	6 1/4"	1/4"	12"	2" x 2"	\$ 547.95
CM-45950	Pintle Mount Adapter					114.95
CM-45952	XD Dual Ball - Rated to 15,000 lbs					149.95
CM-45959	Replacement Pins					50.95
★ CM-45960	Replacement Accessory Mount Clip					8.95

Note: Hitch ball sold separately - See page 81, Pin & clip sold separately - See page 105



One-Mount Junior Adjustable Ball Mount

- Offers many of the same features as the original One-Mount
- Includes built-in anti-rattle device
- Hollow steel 2" shank
- Rise/drop adjusts in 1" increments
- Adjustable ball platform accepts 1" shank hitch balls (sold separately)
- Includes all pins & clips
- Rated 6,000 lbs GTW, 600 lbs TW
- Black powder coat finish

Part #	Description	Drop	Rise	Length	List Price
AE-10002	Adjustable Ball Mount	6 1/2"	3"	11" / 12"	\$ 101.95



Cushioned Adjustable Ball Mount

- Cushions up & down and in & out
- May be used in drop or rise
- 2" X 2" tube with 1/4" wall thickness
- 5,000 lbs GTW - 500 lbs TW
- V5 rated & meets SAE Standard J-684
- Black finish - fits 2" receivers

Part #	Min. Clearance	Ball Hole	Drop	Rise	Length	List Price
CBM-UM	2 3/4"	1"	9"	7"	11"	\$ 191.95

Note: Pin & clip sold separately - See page 105



Tactical Adjustable Ball Mount with Clevis & 2" Ball

- Fits 2" x 2" receiver
- Premium matte black with pewter ball
- Knurled edges for optimal wear
- 7,500 lbs GTW & 750 TW

Part #	Description	Max. Drop	Max. Rise	Length	List Price
7089444	Adjustable Ball Mount	7 1/2"	6 1/4"	10 1/2"	\$ 228.95
7090100	Tactical 2 5/16" Ball - Fits 7089444				45.95

Note: Pin & clip sold separately - See page 105





Buyers Adjustable Tri-Ball Ball Mount for 2" Receivers

- 1 7/8" - 2" - 2 5/16" chrome balls
- Pull 2 pins for easy 4 position height adjustment
- 6" rise or 6" drop - 1 1/4" increments
- Solid steel shank - pull pin & rotate head for easy ball change

Part #	Description	Length	Capacity	List Price
1802225	Adjustable Tri-Ball Hitch	16"	10,000 lbs*	\$ 273.95

*Hitch ball ratings: 1 7/8" - 6,000 lbs, 2" - 7,500 lbs, 2 5/16" - 10,000 lbs
Made in China



Draw-Tite Adjustable Tri-Ball, Dual Ball & Pintle Mount System for 2" Receivers

- Tri-ball model includes 1 7/8", 2" & 2 5/16" balls & integrated hitch step
- Dual ball model includes 2" & 2 5/16" balls - all have tethered pull pin
- Pintle mount accepts most standard mounting patterns (no hardware)
- Cast shank - 10.5" Adjustment range
- Fits 2" receivers - black finish

Part #	Description	Capacity	List Price
63070	Adjustable Tri-Ball Ball Mount	14,000 lbs*	\$ 511.95
63071	Adjustable Dual Ball Mount	14,000 lbs*	490.95
63072	Adjustable Pintle Mount	14,000 lbs	390.95
63069	Combo Lock Set for Above - 5/8" Pin for 2" Receiver & 3/4" Pin for Adjustable Mount - Keyed Alike		67.95

*Hitch ball ratings: 1 7/8" - 2,000 lbs, 2" - 10,000 lbs, 2 5/16" - 14,000 lbs Pin & clip sold separately - See page 105 - Made in China



Rigid Hitch Solid Shank Clevis Mounts

- Used with lunette ring trailer couplers & flat drawbars
- All feature a solid steel shank
- Black powder coat finish
- All include hitch pin & clip and clevis pin & clip

Part #	Receiver Size	Clevis Rating	Hole Size	Length	List Price
RHC-8	1 1/4" Receiver	3,500 lbs	3/4"	6 1/2"	\$ 46.95
RHC-9	2" Receiver	6,000 lbs	1"	9"	64.95
RHC-10	2 1/2" Receiver	10,000 lbs	1 1/4"	9"	149.95



Convert-A-Ball 2" x 2" Cushioned Clevis Mount

- Provides a smoother ride
- Reduces jolts & jerking
- 10,000 lbs GTW - 1,000 lbs TW
- 2" X 2" tube shank - black finish

Part #	Capacity	Min. Clearance	Hole Size	Length	List Price
AM-CC-2	10,000 lbs	2 3/4"	1"	9"	\$ 117.95
66127	Clevis Pin & Clip - 1" Diameter, 4 1/2" Length, Coated Handle				14.95

Note: Hitch pin & clip (See page 99) & clevis pin & clip (above) sold separately



Curt Vertical Ball Mount & Receiver Adapter

- Used in hitches with a 2" vertically positioned receiver tube
- Each includes (1) pin & clip
- Adapter accepts standard 2" ball mount, bike rack or cargo carrier
- Black powder coat finish

Part #	Description	Hole Size	Pin Size	Rating	List Price
CM-45003	Vertical Ball Mount	1"	5/8"	4,000 lbs	\$ 117.95
CM-45013	Vertical Tube Adapter	—	5/8"	5,000 lbs	78.95

Note: additional Pin & clip sold separately - See page 105



Brinks Welded One-Piece Ball Mounts

- Ball welded to shank or platform
- No nut for thieves to tamper with
- Hollow shank - fits 2" receivers
- Black painted finish - chrome ball

Part #	Description	Drop	Length	Capacity	List Price
3050-092	1-Piece Mount with 1 7/8" Ball	0	8 1/2"	5,000 lbs	\$ 37.95
3050-076	1-Piece Mount with 1 7/8" Ball	2"	8 1/2"	5,000 lbs	42.95
3050-080	1-Piece Mount with 2" Ball	2"	8 1/2"	5,000 lbs	45.95
3050-098	1-Piece Mount with 2 5/16" Ball	0	8 1/2"	7,500 lbs	63.95

Note: Pin & clip sold separately - See page 105

Draw-Tite Double Tow Ball Mount

- Black powder coat finish
- 2" x 2" square hollow shank
- Two balls welded to platform
- Ball sizes 2" and 2 5/16"

Part #	Description	GTW / TW by Ball	Length	List Price
DT-80406	2" and 2 5/16" Double Ball Mount	6,000 / 600 both	8 1/2"	\$ 116.95

Note: Pin & clip sold separately - See page 105



B&W 2" Tri-Ball Ball Mount

- Pull pin & rotate to change ball size
- Solid one-piece welded construction
- Black solid steel shank
- 1 7/8" - 2" - 2 5/16" Balls

Part #	Description	Length	Capacity	List Price
31004	2" Tri-Ball Hitch - Black Balls	7" - 8"	10,000 lbs	\$ 86.95

Note: Ball rating capacities: 1 7/8" - 3,500 lbs, 2" - 7,500 lbs, 2 5/16" - 10,000 lbs
Pin & clip sold separately - See page 105 - product made in USA!



31004
Solid Shank

Tow Ready Tri-Ball Ball Mounts

- Pull pin & rotate to change ball size
- Solid one-piece welded construction
- Black solid steel shank
- 1 7/8" - 2" - 2 5/16" Balls

Part #	Description	Length	Capacity	List Price
80791	2" Tri-Ball Hitch - Black Balls	6 3/4" - 8"	16,000 lbs	\$ 143.95
80799	2" Tri-Ball Hitch - Chrome Balls	6 3/4" - 8"	16,000 lbs	172.95

Note: Ball rating capacities: 1 7/8" - 2,000 lbs, 2" - 10,000 lbs, 2 5/16" - 16,000 lbs
Pin & clip sold separately - See page 105 - Made in China



80799
Solid Shank

Buyers Products Tri-Ball Ball Mounts

- 1 7/8" - 2" - 2 5/16" balls welded to 2" square solid or hollow shank
- 1802200 & 1802202 black hitch balls
1802207 chrome plated hitch balls

Part #	Description	Length	Capacity	List Price
1802200	2" Tri-Ball Hitch - Solid Shank	7" - 8"	10,000 lbs	\$ 109.95
1802202	2" Tri-Ball Hitch - Hollow Shank	7" - 8"	10,000 lbs	89.95
1802207	2" Tri-Ball Hitch - Hollow Shank	7" - 8"	10,000 lbs	97.95

Note: Ball rating capacities: 1 7/8" - 6,000 lbs, 2" - 7,500 lbs, 2 5/16" - 10,000 lbs
Pin & clip sold separately - See page 105 - Made in China



1802202
Hollow Shank

Reese 2 1/2" Tri-Ball Ball Mount

- 2 1/2" square hollow tube shank
- Black powder coat finish

Part #	Description	Length	Capacity	List Price
45325	2 1/2" Tri-Ball Hitch - Black Balls	7" - 8"	14,000 lbs	\$ 134.95

Note: Ball rating capacities: 1 7/8" - 2,000 lbs, 2" - 10,000 lbs, 2 5/16" - 14,000 lbs
Extra long Pin & clip sold separately - See page 105 - Made in China



Buyers Tri-Ball Ball Mount with Pintle Hook

- 1 7/8" - 2" - 2 5/16" chrome balls
- Black solid steel shank
- 7,500 lbs pintle capacity
- Jaw locks in open position for towing with 2" ball - locks in closed position for lunette eye

Part #	Description	Length	Capacity	List Price
1802279	Tri-Ball Ball Mount with Pintle	7" - 8"	10,000 lbs	\$ 183.95

Note: Ball rating capacities: 1 7/8" - 3,500 lbs, 2" - 7,500 lbs, 2 5/16" - 10,000 lbs
Pin & clip sold separately - See page 105



Reese Rotating & Height Adjustable Tri-Ball Ball Mount

- 1 7/8", 2" & 2 5/16" chrome balls
- 6,000 lbs capacity (1 7/8" ball 2,000 lbs)
- Fits 2" receivers - 10" length
- Height adjusts 7" rise to 7" drop

Part #	Description	Shank	List Price
70218	Rotating Adjustable Tri-Ball - Black Finish	2"	\$ 469.95

Pull pins included - Hitch pin and clip sold separately - See page 99



Reese Tri-Ball Ball Mount with Hook

- Balls & hook are chrome plated
- Solid one-piece welded construction
- Black painted solid steel shank
- Fits 2" receivers - 1 7/8", 2" & 2 5/16 balls

Part #	Description	Shank	List Price
70314	Tri-Ball Mount with Hook - Fits 2" Receiver	2"	\$ 105.95

Note: Hitch pin and clip sold separately - See page 105
 Ratings: 1 7/8" - 2,000 lbs, 2" - 6,000 lbs, 2 5/16" - 10,000 lbs, Hook - 10,000 lbs



Tow Strap Shackle Mounts & Kits

- Perfect for attaching tow straps
- Solid steel - cross drilled shanks
- Include hitch pin & clip

Part #	Description	Working Load Limits	Shackle	Shank	List Price
TSM-125-D	Tow Strap Shackle - 1 1/4" Receivers	4,000 lbs	Orange	1 1/4" - Black	\$ 46.95
TSM-22-D	Tow Strap Shackle - 2" Receivers	13,000 lbs	Orange	2" - Black	76.95
TSM-22-C	Tow Strap Shackle - 2" Receivers	13,000 lbs	Chrome	2" - Black	125.95
TSM-2525-D	Tow Strap Shackle - 2 1/2" Receivers	20,000 lbs	Orange	2 1/2" - Black	166.95
TSM-33-D	Tow Strap Shackle - 3" Receivers	24,000 lbs	Orange	3" - Black	205.95

Tow Strap Shackle Mounts with Tow Strap & Deadbolt® Hitch Lock

DTS-1-125	TSM-125-D, DTS-1 Tow Strap & 1/2" Hitch Lock	1 1/4"	149.95
DTS-3-22	TSM-22-D, DTS-3 Tow Strap & 5/8" Hitch Lock	2"	215.95
DTS-6-2525	TSM-2525-D, DTS-6 Tow Strap & 5/8" Extra Long Hitch Lock	2 1/2"	379.95

TSM-125-D



DTS-6-2525



Imported & Domestic Tow Straps

- Heavy-duty nylon tow straps
- Designed to free stuck vehicles
- Stronger & lighter than chain
- Reinforced loop on each end

Tow Strap Dimensions	Imported Tow Straps			Made in USA Tow Straps		
	Part #	Breaking Strength	List Price	Part #	Breaking Strength	List Price
2" x 20 ft	E-59500	18,000 lbs	\$ 50.95	DTS-1	16,000 lbs	\$ 71.95
2" x 30 ft	E-59600	18,000 lbs	67.95	DTS-2	16,000 lbs	84.95
3" x 30 ft	E-59800	27,000 lbs	88.95	DTS-3	24,000 lbs	106.95
4" x 30 ft	E-59801	35,000 lbs	119.95	DTS-4	35,000 lbs	131.95
6" x 30 ft	E-59802	55,000 lbs	184.95	DTS-6	50,000 lbs	223.95

E-59500



DTS-3



E-79202



Vehicle Recovery

- 70655 recovery ring is made of alloy steel (proven military design) with a silver ring rotates 360°, pivots 180°
- E-79202 has a spring loaded recoil that ensures the webbing never touches the ground with towing vehicle slows down.

Part #	Description	Capacity	List Price
E-79202	Erickson 2" x 15 ft Re-tractable Tow Strap	9,000 lbs	\$ 63.95
70655	Reese Black Painted Hollow Shank Recovery Ring for 2" Receivers - 9 Inch / 13 inch extended length	10,000 lbs	85.95

Note: Hitch pin and clip sold separately - See page 105



70655

Hercules Tow Ropes Nylon Tow Ropes

- Available in a variety of lengths, capacities & attachments
- Slip hooks are heat treated
- Made in USA
- Strong, lightweight & easy to use

Part #	Description	Breaking Strength	List Price
T2420	3/4" x 20 ft Tow Rope with Slip Hooks	14,200 lbs	\$ 76.95
T2420E	3/4" x 20 ft Tow Rope with Loops	14,200 lbs	57.95
T2819HEF	7/8" x 19 ft Tow Rope with Hook & Eye	18,900 lbs	107.95
T3220E	1" x 20 ft Tow Rope with Loops - No Hooks	25,000 lbs	102.95
T4020E	1 1/4" x 20 ft Tow Rope with Loops	40,300 lbs	165.95
T4825E	1 1/2" x 25 ft Tow Rope with Loops	51,200 lbs	259.95



TRIMAX Shackle Mount with Protector

- Fits all 2" receivers
- Dual hitch pin holes
- Rated up to 9,500 lbs
- D-ring is 3/4" diameter

Part #	Description	List Price
TDRRHB	Black Heavy Duty Hitch Mounted Shackle	\$ 68.95
TDRRHR	Red Heavy Duty Hitch Mounted Shackle	68.95

Note: Hitch pin and clip sold separately - See page 105



TDRRHB

Reese Carabiner Tow Hook

- Spring-loaded safety latch
- Fits 2" receivers - 12" length
- 10,000 lbs line pull
- Black powder coat finish

Part #	Description	Length	Line Pull	List Price
70744	Carabiner Tow Hook - 2" Receivers	12"	10,000 lbs	\$ 156.95

Note: Pin & clip sold separately - See page 105



Draw-Tite Receiver Mounted Tow Hooks & Tow Eye

- Receiver mounted hooks & eye
- 63047 has a hollow shank
- 63044 & 63045 have solid steel shanks
- Fits 2" receivers

Part #	Description	Length	Capacity	List Price
63044	Forged Receiver Mount Tow Hook	7 3/4"	10,000 lbs	\$ 63.95
63045	Forged Receiver Mount Tow Eye	7 3/8"	10,000 lbs	63.95

Note: Pin & clip sold separately - See page 105



Wallace Forge Double Tow Ball Mount with Shackle

- 2" & 2 5/16" ball - black painted
- Non-removable hitch balls
- 2" square solid steel shank
- 2 1/4" Shackle opening

Part #	Description	Length	Line Pull	List Price
2612178	Double Tow Mount with Shackle	8"	10,000 lbs	\$ 161.95

Note: Pin & clip sold separately - See page 105



Curt Multi-Use 2" x 2" Ball Mount

- 2" ball mount is 12 1/4" length with 1" ball hole, 2" drop - rated 7,500 lbs
- Tow & carry accessories like a bike rack at the same time
- Top receiver not for towing use
- Black powder coat finish

Part #	Description	Length	Drop	List Price
CM-45810	Multi-Use Ball Mount - 2" Receiver	12 1/4"	2"	\$ 112.95

Note: Pin & clip for receiver attachment sold separately - See page 105



Receiver Adapters

- Adapters to expand or reduce receiver openings
- Use with bike racks & accessories
- Black powder coat finish

Part #	Description	Capacity	List Price
For 1 1/4" Receivers (Class II Hitches Only)			
80303	Expands to 2" - Black - 6" Pin to Pin	3,500 lbs	\$ 84.95
For 2" Receivers			
P-2508-ET	Receiver Extension - 8" Length - with Pin & Clip	3,500 lbs	49.95
RH-2125-A	Reduces to 1 1/4" - 4" Pin to Pin - with Pins & Clips	3,500 lbs	49.95
80300	Reduces to 1 1/4" - Black - 7" Pin to Pin	3,500 lbs	70.95
80301	Reduces to 1 1/4" - Black - 14" Pin to Pin	3,500 lbs	132.95
For 2 1/2" Receivers			
RH-252C	Reduces to 2" - with Collar - Black		33.95
58102	Reduces to 2" - No Collar - Black		52.95
For 3" Receivers			
RH-325	Reduces to 2 1/2" or 2" - Black - with 5/8" Extra Long Pin & Clip		89.95

Pin & clip sold separately (except where noted above) - See page 105



Keeper Tow Hook

- 10,000 lbs capacity - forged steel
- 5 1/2" x 3 1/2" - 1 1/2" hole centers
- 3,333 lbs working load limit
- Black powder coat finish

Part #	Description	List Price
K-05611	Black Tow Hook - Hardware Not Included - Sold Each	\$ 18.95





Black Ball Covers

- Durable pliable plastisol
- Available for 1 7/8" - 2" & 2 5/16" balls
- Keeps dirt from ball off of clothing
- BC-1 has built-in space for storing 4-flat plug - prevents wire dragging
- Highest quality - Made in USA

Part #	Description	List Price
BC1B	Ball Cover - Fits 1 7/8" & 2" Balls	\$ 1.25
BCB4	Ball Cover - Fits 2 5/16" Balls	1.45
BC-1	Ball Cover / Plug Holder - Fits 1 7/8" & 2" Balls	1.95



Black Flexible Molded Receiver Tube Covers

- Made from flexible plastisol material
- Models to fit 1 1/4" & 2" receivers
- 2" available with or without logo
- Will not fit Titan or Ultra Frame

Part #	Description	List Price
MRC-125	1 1/4" Receiver Tube Cover with Rigid Logo	\$ 1.25
MRC-1	2" Receiver Tube Cover	1.25
MRC-2	2" Receivers Tube Cover with Rigid Logo	1.25



Plastic Receiver Tube Cover

- Keeps dirt & debris out
- Protects end of receiver
- Dresses up hitch when not towing
- Will not rust

Part #	Receiver Size	Description	List Price
RTC-125	1 1/4" x 1 1/4"	Black Square Friction Fit Tube Cover	\$ 0.95



HitchHider Permanent Receiver Tube Cover

- Built-in electrical connection holder - helps eliminate corrosion
- Keeps inside of receiver clean
- Universal - fits most 2" x 2" receivers
- Securely attaches around receiver tube - made of pliable rubber

Part #	Description	List Price
PMP-7500	Hitch Hider - Clamshell Package	\$ 10.95



Draw-Tite QSP™ Hitch Silencing System

- Works on Draw-Tite 2" receivers *only*
- Helps tighten fit connection between receiver & accessories
- Reduces sway on hitch mounted bike racks & cargo carriers
- High strength aluminum construction collar & cam arm - black housing
- Poly cover with magnetic closure protects receiver tube from debris
- Easy to install - one year warranty

Part #	Description	List Price
63080	QSP Hitch Silencing System for Draw-Tite 2" Receivers	\$ 32.95



Camco Magnetic Hitch Alignment Kit

- Takes the guesswork out of lining up your hitch
- System works with virtually any tow vehicle and trailer
- One person hook-up on the first try every time
- Attach one guide to vehicle and one to trailer

Part #	Description	List Price
44603	Magnetic Hitch Alignment Kit - Guides Extend to 50"	\$ 58.95



Rigid Hitch Ball Mount & Equipment Storage Bag

- Keeps ball mount, pin & clip and other towing accessories together
- Includes zipper closure & inside pouch
- Heavy black canvas material with sewn-in nylon web handles
- Fits ball mounts up to 4" drop

Part #	Description	List Price
BMB-1	Storage Bag with Handle - Inside Dimensions: 15" L x 5" W x 3" H	\$ 27.95

Rigid Hitch Standard Hitch Pins & Retaining Clips

- Zinc plated - fits all hitch brands
- 1/2" & 5/8" sizes - Made in USA

Part #	Description	Receiver Size	List Price
1/2" Hitch Pin for Use in 1 1/4" x 1 1/4" Receivers			
RT-3040	1/2" Hitch Pin & Clip - 2" Usable Length	1 1/4" x 1 1/4"	\$ 2.95
RT-30	1/2" Hitch Pin Only - 2" Usable Length	1 1/4" x 1 1/4"	2.25
RT-40	Spring Clip Only	1 1/4" x 1 1/4"	0.95
5/8" Hitch Pin for Use in 2" x 2" Receivers			
HP-1020	5/8" Hitch Pin & Clip - 2 3/4" Usable Length	2" x 2"	5.15
HP-1020-10	10 Pack of 5/8" Hitch Pins & Clips - Bulk Packaging	2" x 2"	49.95
HP-1020B	50 Pack of 5/8" Hitch Pins & Clips - Bulk Packaging	2" x 2"	179.95
HP-10	5/8" Hitch Pin Only - 2 3/4" Usable Length	2" x 2"	3.25
SCP-200	Spring Clip	2" x 2"	1.05
SCP-200-10	10 Pack of Spring Clips - Bulk Packaging	2" x 2"	7.95
Long 5/8" Hitch Pin for Use in 2 1/2" x 2 1/2" Receivers			
LHP-58	Long 5/8" Hitch Pin & Clip - 3 7/8" Usable Length	2 1/2" x 2 1/2"	12.95
LHP-58-10	10 Pack of Long 5/8" Hitch Pins & Clips - Bulk Packaging	2 1/2" x 2 1/2"	129.5
Extra Long 5/8" Hitch Pin for Use in 3" x 3" Receivers			
RLHP-58	Extra Long 5/8" Hitch Pin & Clip - 4 3/4" Usable Length	3" x 3"	10.95



HP-1020

Convenient
10-Packs Available



RT-3040



RLHP-58

Rigid Hitch Straight Hitch Pins

- Zinc plated - 3" usable length
- 5/8" diameter - For use in 2" x 2" receivers
- Fit all major hitch brands
- Positive locking linchpin

Part #	Description	Receiver Size	List Price
SHP-613	5/8" Straight Pin with Linchpin	2" x 2"	\$ 7.25
HP-613	5/8" Straight Pin Only	2" x 2"	5.25
LP-61	Linchpin Only	2" x 2"	2.95



SHP-613

One-Piece Hitch Pins

- Permanent swivel lock clip
- Easy to use one-piece design
- Packaged in display clam shell
- Replaces 5/8" and 1/2" hitch pins

Part #	Description	Receiver Size	List Price
PMP-7525	1/2" One-Piece Hitch Pin - Sold as Each	1 1/4" x 1 1/4"	\$ 8.95
PMP-7520	5/8" One-Piece Hitch Pin - Sold as Each	2" x 2"	9.95
PMP-7520-10	10 Pack of 5/8" One-Piece Hitch Pin - Bulk Packaging	2" x 2"	99.95



Reese Anti-Theft Hitch Pins with Lock

- Swivel latch stays with hitch pin
- Pin has bright zinc finish
- Includes brass lock with key
- Sleeved model replaces 1/2" & 5/8" pins

Part #	Description	Receiver Size	List Price
70145	Anti-Theft Hitch Pin with Lock	2" x 2"	\$ 22.95
70212	Sleeved Anti-Theft Hitch Pin with Lock	1 1/4" or 2"	22.95



Master Lock Pivot-Lock Hitch Pins

- Available in chrome or stainless steel
- Pivot-lock latches in open or closed position - no key required
- Tapered ends for easy insertion

Part #	Description	Receiver Size	List Price
1414DAT	Sleeved Chrome Pivot-Lock Hitch Pin	1 1/4" or 2"	\$ 7.95
1465DAT	Stainless Pivot-Lock Hitch Pin	2" x 2"	15.95



Lockease™ Safety Hitch Pin



- Heavy duty hinged handle & latch helps prevent disengagement
- Patented latch mechanism on pin operates with one hand
- Large handle provides more leverage for easy removal
- Heavy duty heat treated 5/8" x 4 1/2" pin for superior strength

Part #	Description	Receiver Size	List Price
HP-80140	Lockease Safety Hitch Pin	2" & 2 1/2"	\$ 24.95

Buyers Hitch & Clevis Pins with Coated Handles



- For use in agricultural & industrial applications
- All have vinyl coated handle
- 5/8" diameter pin can be used in Class III thru Class V receivers
- All include retaining clip

Part #	Description	Length	List Price
66107	5/8" Hitch Pin & Clip with Coated Handle	4"	\$ 10.95
66111	3/4" Clevis Pin & Clip with Coated Handle	4 1/2"	11.95
66127	1" Clevis Pin & Clip with Coated Handle	4 1/2"	14.95

Draw-Tite Locking Hitch Pins



- Easy to use quick lock mechanism
- Sizes to fit most receivers
- Includes molded vinyl lock cover
- Chrome plated steel hitch pin

Part #	Description	Receiver Size	List Price
63224	1/2" Bent Pin Style Locking Hitch Pin	1 1/4" x 1 1/4"	\$ 28.95
63223	5/8" Bent Pin Style Locking Hitch Pin	2" & 2 1/2"	28.95

CE Smith Shipshape Locking Hitch Pins



- Display packaging
- Easy to use quick lock mechanism
- Two sizes fit most receivers
- Chrome plated steel hitch pin

Part #	Description	Receiver Size	List Price
32410	1/2" Locking Hitch Pin	1 1/4" x 1 1/4"	\$ 26.95
32400	5/8" Locking Hitch Pin	2" x 2"	28.95

Tow Ready 3 1/2" Span Locking Hitch Pins



- 3 1/2" span receiver locks fit all Class III thru V 2" & 2 1/2" receivers
- Chrome plated to resist corrosion
- 5/8" diameter hitch pins
- Push button lock mechanism makes installation a snap
- Knurled lock body for better grip
- Includes molded rubber lock cover

Part #	Description	Receiver Size	List Price
63252	5/8" Dog Bone Style Locking Hitch Pin	2" & 2 1/2"	\$ 32.95
63253	5/8" Bent Pin Style Locking Hitch Pin	2" & 2 1/2"	34.95

Reese Class V 2" & 2 1/2" Locking Hitch Pins



- 5/8" diameter pin with 3 1/2" span for 2 1/2" square tube receiver hitches
- Push-button lock mechanisms
- Rubber cap keeps dirt out
- 70707 features square key design
- Chrome plated finish

Part #	Description	Receiver Size	List Price
70332	5/8" Class V Locking Hitch Pin	2" & 2 1/2"	\$ 34.95
70707	5/8" Professional Class V Locking Hitch Pin	2" & 2 1/2"	36.95

Bulldog 5/8" Diameter Hitch Pin Locks



- Patented locking system is strongest and most theft-proof on the market
- High quality chrome or stainless steel prevents corrosion
- 1/4 key turn unlocks, push to re-lock
- O-rings & water-tight cap help seal out moisture & dirt
- Limited lifetime warranty

Part #	Description	Receiver Size	List Price
580401	Chrome Hitch Pin Lock - 5/8" Diameter	2" x 2"	\$ 37.95
580402	Stainless Steel Hitch Pin Lock - 5/8" Diameter	2" x 2"	59.95
580412 *	Stainless Extra Long Hitch Pin Lock - 5/8" Diameter	2" & 2 1/2"	67.95

* This lock fits all 2 1/2" receivers including those rated for 18,000 lbs.

Master Lock Swivel Head Barbell™ Hitch Pin Lock

- Swivel Head™ lock with brass lock cylinder & aluminum cylinder case
- Chrome plated 5/8" diameter pin
- Push to lock™ - push lock body on to pin firmly & remove key
- Barbell™ lock fits most Class III & IV receivers
- Weather Tough® seal & water tight cap protects lock from dirt
- 4-pin tumbler lock resists tampering

Part #	Description	Receiver Size	List Price
1479DAT	5/8" Locking Hitch Pin	2" x 2"	\$ 22.95



Master Lock Swivel Head Stainless Steel Barbell™ Hitch Pin Locks

- Stainless Steel Barbell™ locks fit 2" or 2 1/2" Class III & IV receivers
- Push to Lock™ - push lock body on to pin firmly & remove key
- Weather Tough® seal & water tight cap protects lock from dirt
- 10,000 lbs rating - 4-pin tumbler mechanism resists tampering

Part #	Description	Receiver Size	List Price
1480DAT	5/8" Locking Hitch Pin - 2 5/8" Span	2" x 2"	\$ 37.95
1469DAT	5/8" Locking Hitch Pin - 3 1/2" Span	2" or 2 1/2"	32.95



Master Lock Swivel Head Bent Hitch Pin Lock

- Chrome pins fit 1 1/4" & 2" receivers
- Push to Lock™ - push lock body on to pin firmly & remove key
- Weather Tough® o-ring seal & water tight cap protects lock from dirt
- 4-pin tumbler lock resists tampering

Part #	Description	Receiver Size	List Price
2866DAT	Swivel Head Bent Hitch Pin Lock	1 1/4" or 2"	\$ 20.95



Master Lock Swivel Head Bent Hitch Pin & Coupler Latch Lock Combo

- Keyed alike receiver lock & stainless steel coupler latch lock
- Chrome pins fit 1 1/4" & 2" receivers
- Push to Lock™ - push lock body on to pin firmly & remove key
- Weather Tough® o-ring seal & water tight cap protects lock from dirt
- Stainless steel coupler latch lock adjusts to fit couplers with 9/16" to 2 3/4" wide latch assemblies

Part #	Description	Receiver Size	List Price
2848DAT	Hitch Pin & Coupler Lock Combo	1 1/4" or 2"	\$ 35.95



Master Lock Stainless Steel Swivel Head Barbell™ Hitch Pin & Coupler Latch Lock Combo

- Stainless steel keyed alike receiver lock & coupler latch lock
- Receiver lock has Push to Lock™ mechanism - push lock body on to pin firmly & remove key
- Weather Tough® o-ring seal & water tight cap protects lock from dirt
- Stainless steel coupler latch lock adjusts to fit couplers with 9/16" to 2 3/4" wide latch assemblies

Part #	Description	Receiver Size	List Price
1481DAT	Stainless Steel Barbell Lock Combo	2" x 2"	\$ 44.95



Bulldog Chrome Hitch Pin & Coupler Lock Combo

- Patented ball bearing locking system is strongest on the market
- Coupler lock has 1/4" pin with 5/8" span - 5/8" diameter hitch pin
- 1/4 key turn unlocks, push to re-lock
- High security square key design
- O-rings & water-tight cap help seal out moisture & dirt
- Chrome plated to resist corrosion
- Limited lifetime warranty

Part #	Description	Receiver Size	List Price
580404	Hitch Pin & Coupler Lock Combo	2" x 2"	\$ 69.95





Trimax Universal Anti-Rattle Clamp

- Easily adjusts for tight, quiet fit
- Models for 2" or 2 1/2" ball mounts
- Ideal for bike racks & cargo carriers
- Works on hollow or solid shanks
- Easy to install
- Wrench not included

Part #	Description	Receiver Size	List Price
THC200	Universal Anti-Rattle Clamp	2" x 2"	\$ 37.95
THC250	Universal Anti-Rattle Clamp	2 1/2" x 2 1/2"	39.95



Curt No-Tool Anti-Rattle Clamp

- Models for 2" or 2 1/2" ball mounts
- Works on hollow or solid shanks
- Constructed from high-strength steel & lightweight aluminum

Part #	Description	Receiver Size	List Price
★ CM-22325	Universal Anti-Rattle Clamp	2" x 2"	\$ 31.95
★ CM-22320	Universal Anti-Rattle Clamp	2 1/2" x 2 1/2"	41.95



Pro Series Anti-Rattle Device for 2" Receivers

- Anti-rattle device for cargo carriers, ball mounts & more
- Fits 2" receivers
- Use with any ball mount or other device with a hollow shank
- Includes handy insertion tool to locate block inside ball mount shank
- Keyed lock & wrench included
- Includes rubber cover to keep dirt & moisture out of lock assembly

Part #	Description	Receiver Size	List Price
63100	5/8" Pin Anti-Rattle Device	2" x 2"	\$ 50.95



Draw-Tite J-Pin Anti-Rattle & Hitch Pin Lock

- For use with "J-pin ready" Draw-Tite & Reese receivers only
- Requires hitch with additional 17/32" hole in receiver tube
- Compresses hitch-mounted accessory to inside of receiver tube
- Convenient 1/4 turn key
- Attachment wrench included
- Eliminates sway and rattle
- Secures ball mounts and other hitch mounted accessories
- Zinc plated to resist corrosion

Part #	Description	Receiver Size	List Price
63201	5/8" J-Pin Anti-Rattle Pin & Lock Set	2" x 2"	\$ 70.95



BX-88224



Blue Ox Hitch Immobilizers

- Keeps hitch-mounted accessories stable and secure
- Eliminates rattle and sway within your hitch receiver
- For tow bars, weight distributing hitches, and other hitch mounted accessories
- Quick bolt-on installation

Part #	Description	Receiver Size	List Price
★ BX-88224	Hitch Immobilizer II, Dual U-bolt design	2" x 2"	\$ 84.95
★ BX-88371	Single Pull Immobilizer	2" x 2"	41.95
★ BX-88372	Single Pull Immobilizer	2 1/2" x 2 1/2"	52.95



BX-88371

Rigid Hitch's CUSTOM Security Solution

Tired of carrying a pocket full of keys? Tired of fumbling around trying to find the right key for the right lock? We have your solution!

Rigid Hitch introduces a fully **CUSTOM** keyed alike system for your towing needs. If you are looking to secure a single trailer or entire fleet, using the **SAME KEY**, we've got you covered! Reach out to our Customer Service department at 800-624-7630, tell us what products you need and how many you want, and we will take it from there! We will have your **CUSTOM** order shipped to you directly, delivering safety and peace of mind knowing that you have a single key solution for **ALL** your towing security needs.

*Prices may vary based on your custom configuration

See Pages 109, 111 & 114 for Individual Deadbolt Products



Deadbolt Hitch Pin Locks

- Reversible key and rubber grip on one end for easy lock & unlock
- Covered key slot keeps dirt out and helps prevent freezing

Part #	Description	Receiver Size	List Price
RH-2XL	1/2" Dead-Bolt Extra Long Hitch Pin Lock	1 1/4" x 1 1/4"	\$ 20.95
RH-3	5/8" Dead-Bolt Hitch Pin Lock	2" x 2"	19.95
RH-3-KA	5/8" Keyed Alike Hitch Pin Locks - Order the Quantity You Need!	2" x 2"	19.95
RH-5XL *	5/8" Dead-Bolt Extra Long Hitch Pin Lock	2 1/2" x 2 1/2"	23.95
RH-5XL-KA	5/8" Keyed Alike Extra Long Locks - Order the Quantity You Need!	2 1/2" x 2 1/2"	23.95

* This lock fits all 2 1/2" receivers including those rated for 18,000 lbs.



Deadbolt Hitch Pin & Coupler Keyed Alike Lock Sets

- Reversible key and rubber grip on one end for easy lock & unlock
- Packaged together to work together - keyed alike

Part #	Description	Receiver Size	List Price
RHC-22	1/2" Hitch Pin Lock & 1/2" Span Coupler Lock	1 1/4" x 1 1/4"	\$ 37.95
RHC-23	1/2" Hitch Pin Lock & 2" Span Coupler Lock	1 1/4" x 1 1/4"	37.95
RHC-32	5/8" Hitch Pin Lock & 1/2" Span Coupler Lock	2" x 2"	38.95
RHC-33	5/8" Hitch Pin Lock & 2" Span Coupler Lock	2" x 2"	38.95
RHC-34	5/8" Hitch Pin Lock & 2 3/8" Span Coupler Lock	2" x 2"	38.95



RHC-33

TRIMAX Right-Angle Hitch Pin Locks

- Right angle design is ideal for limited access receiver areas
- Water tight cap helps seal out dirt
- Tubular keys won't bend or break
- Rugged dual locking design can't be false locked - 5/8" diameter pin
- 1/4 turn locks and unlocks head
- 3 1/2" span fits Class III, IV & V hitches

Part #	Description	Receiver Size	List Price
TRA3	2 3/4" Span Right Angle Hitch Pin Lock	2" x 2"	\$ 32.95
TRA5 *	3 1/2" Span Right Angle Hitch Pin Lock	2" & 2 1/2"	33.95

* This lock fits all 2 1/2" receivers including those rated for 18,000 lbs.



TRIMAX Bent Pin Style Locking Hitch Pin

- High quality chrome plated machine hardened steel pin
- Easy 1/4 turn to lock & unlock
- Lock features stainless steel components & water tight cap
- Tubular keys won't bend or break

Part #	Description	Receiver Size	List Price
TR-200	5/8" Diameter Locking Hitch Pin	2" & 2 1/2"	\$ 23.95



TRIMAX Tubular Key Hitch Pin Locks

- 1/4 turn of key locks & unlocks head
- Made of solid forged machined steel for years of trouble free operation
- Rugged tubular keys won't bend
- O-ring and water-tight cap seal out dirt & helps prevent corrosion

Part #	Description	Receiver Size	List Price
TM-T2	1/2" Chrome Locking Hitch Pin	1 1/4" x 1 1/4"	\$ 25.95
TM-T3	5/8" x 2 3/4" Chrome Locking Hitch Pin	2" x 2"	25.95
TM-T5	5/8" x 3 1/2" Chrome Locking Hitch Pin	2" or 2 1/2"	27.95
TH4	5/8" x 4 3/8" Chrome Locking Hitch Pin	3" x 3"	33.95
SXT-3	5/8" x 2 3/4" Stainless Locking Hitch Pin	2" x 2"	37.95
SXT-5 *	5/8" x 3 1/4" Stainless Locking Hitch Pin	2" or 2 1/2"	40.95


* This lock will not fit 2 1/2" receivers that are rated for 18,000 lbs.



TRIMAX Tubular Key Hitch Pin & Coupler Lock Sets

- Locks are keyed alike - includes 4 keys
- 1/4 turn locks and unlocks heads
- Rugged tubular keys won't bend
- Made of solid forged machined steel
- O-ring and water-tight cap seal out dirt & helps prevent corrosion

Part #	Description	Receiver Size	List Price
TM-31	5/8" Hitch Pin & 7/8" Span Coupler Lock Set	2" x 2"	\$ 46.95
TM-5123	5/8" Hitch Pin & 3-1/3" Span & Coupler Pin Lock Set - Fits 7/8", 2 1/2" & 3 1/2" Spans	2" x 2" 2 1/2" x 2 1/2"	53.95



TM-5123

BRINKS Suregrip™ L-Handle Hitch Pin Locks



- Comes with sleeve to fit 1 1/4" or 2" receiver hitches
- Covered keyway helps keep dirt & moisture out of lock assembly
- Suregrip plastic handle for easy removal & installation
- Lock assembly faces 90 degrees from hitch pin for easy access

Part #	Description	Receiver Size	List Price
3015-049	Chrome L-Handle Hitch Pin Lock	1 1/4" & 2"	\$ 20.95
3020-048	Stainless L-Handle Hitch Pin Lock	1 1/4" & 2"	32.95

Master Lock Coupler Latch Lock



- Hardened steel shackle defies cutting
- Shackle guard protects against bolt cutters & hacksaws
- Keyed-alike locks sold in 6 packs only
- High security pin tumblers
- Guards trailer on or off vehicles

Part #	Description	List Price
37-D	Armor Lock Coupler Lock - Mounts to Coupler Latch	\$ 18.95
37-DKA	6 Pack of Keyed Alike Armor Lock Coupler Lock	113.95

TRIMAX Adjustable Coupler Latch Lock



- Adjusts to fit couplers with 7/8", 2 1/2" or 3 1/2" spans - 1/4" diameter pin
- Triple chrome plated finish
- Tubular key lock is positioned 90° from pin for easy operation
- Machine hardened steel pin

Part #	Description	List Price
TC-123	Adjustable Coupler Latch Lock	\$ 20.95

Wallace Forge Coupler Latch Safety Pin



- 1/4" diameter pin secures coupler latch from opening during use
- Spring steel bail keeps pin securely in place while towing

Part #	Description	List Price
900-37	Coupler Latch Safety Pin - 1 3/4" Usable Length, 1/4" Diameter	\$ 7.95
900-37-10	10 Pack of Coupler Latch Safety Pins	72.95

Coupler Latch Locks

63225



- Guards trailer on or off vehicles
- Economical theft deterrent
- Solid cast, heat treated metal
- 1/4" diameter pin with 3/4" span
- Fits all Fulton Fas-lok and other standard couplers

Part #	Brand	Description	List Price
63225	Bulldog	Coupler Latch Lock - Mounts to Coupler Latch	\$ 22.95

- 1/4 turn of tube key to lock & unlock
- Fits Fulton Fas-Lock style couplers
- Rubber bumper prevents rattle
- Protective cap helps keep dirt out

TMC-10



Part #	Brand	Description	List Price
TMC-10	TRIMAX	Coupler Latch Lock - 1/4" Pin, 3/4" Span	\$ 18.95

Master Lock Solid Brass Coupler Latch Lock



- Solid brass coupler latch lock with 3/4" opening and 1/4" pin
- Resists rust and corrosion
- Includes 2 flat keys
- Precision pin tumbler mechanism for superior pick resistance
- Fits all Fulton Fas-lok and other standard couplers

Part #	Description	Latch Span	List Price
605DAT	Solid Brass Coupler Latch Lock	3/4"	\$ 14.95

Master Lock Stainless Steel Adjustable Coupler Latch Lock

- Adjusts to fit couplers with 5/8" to 2 3/4" spans - 1/4" diameter pin
- Rust resistant stainless steel shaft
- Turn key 90 degrees to unlock
- Guards trailer on or off vehicles
- Includes 2 flat keys

Part #	Description	Latch Span	List Price
2847DAT	Stainless Steel Coupler Latch Lock	5/8" to 2 3/4"	\$ 13.95



Deadbolt Adjustable Coupler Latch Lock

- Swivel head side entry lock housing with reversible key
- Zinc dichromax finish on 9/32" pin
- 1/4 turn lock mechanism
- Rubber grip & keyway cover on lock
- Double nickel chrome finish

Part #	Description	Latch Span	List Price
RC-1	Adjustable Coupler Latch Lock	1/2" to 2 1/2"	\$ 20.95
RC-1-KA	Keyed Alike Coupler Latch Locks - Order the Quantity You Need!	1/2" to 2 1/2"	20.95



Deadbolt Coupler Latch Locks

- Reversible key and rubber grip on one end for easy lock & unlock
- Zinc dichromax finish on 1/4" pin
- Double nickel chrome finish
- Lock housing resists corrosion
- Protective rubber keyway cover

Part #	Description	List Price
RC-2	1/2" Span Coupler Latch Lock - Fits Most Standard Couplers	\$ 19.95
RC-2-KA	1/2" Span Keyed Alike Coupler Latch Locks - Sold by Each - Order the Quantity You Need!	19.95
RC-3	2" Span Coupler Latch Lock - Fits 2" Wide Coupler Handles	19.95
RC-4	2 3/8" Span Coupler Latch Lock	19.95
RC-5	3 3/8" Span Coupler Latch Lock	23.95
RC-6	7/8" Span Coupler Latch Lock - Fits Titan Coupler	19.95



Tow Ready Coupler Locks with Tubular Keys

- Easy to use push-button lock
- Heavy duty cast construction
- Tubular keys won't bend or break
- No wrench or special tools needed

Part #	Description	List Price
63228	Trailer Protector - Fits 2" Couplers with Flat Lip - Maximum Coupler Lip Width - 3 7/8"	\$ 66.95
63227	Trailer Protector - Fits 2 5/16" Couplers With Flat Lip - Maximum Coupler Lip Width - 4 1/8"	66.95



Deadbolt Blockhead™ Coupler Locks

- Pick-resistant push button lock
- Front access keyway for ease of use
- 5-pin tumbler lock assembly
- Extruded, tempered aluminum body provides superior strength
- Double nickel chrome lock housing
- Reversible automotive-style keys
- TCL-3 fits flat lip couplers up to 4 1/2" wide
- Durable powder coat finish

Part #	Description	List Price
TCL-1	Blockhead Coupler Lock - Fits 1 7/8" & 2" Couplers with Flat Lip - Maximum Coupler Lip Width - 3 3/4"	\$ 37.95
TCL-3	Blockhead Coupler Lock - Fits 2" & 2 5/16" Couplers with Flat Lip Only - Maximum Coupler Lip Width - 4 1/2"	39.95
TSK1-AS	Anti-Theft Lock Kit - Contains TCL-1 Blockhead, RH-3 5/8" Hitch Pin Lock & RC-1 Coupler Latch Lock - All Keyed Alike	76.95



Blaylock Trailer Coupler Locks

- All feature push button lock
- Durable tubular-style keys
- Heavy cast aluminum housing
- 5/8" pin extends into ball cavity

Part #	Inside Dimensions	Coupler Type	Ball Size	List Price
TL-38	3 5/8" Wide Flat Lip	Trigger-Style Couplers	1 7/8" & 2"	\$ 63.95
TL-36	4 1/2" Wide Flat Lip	Trigger or Latch-Style Couplers	2"	74.95
TL-34	4 1/2" Rolled Lip		2 5/16"	71.95





Reese Professional Coupler Lock

- Ratchet design with 11 lock positions
- Square key helps prevent lock picking
- Provides security for trailer when in storage - bright yellow finish

Part #	Description	List Price
70669	Heavy duty die cast aluminum design Pro Coupler Lock - Fits 1 7/8", 2" & 2 5/16" Couplers	\$ 54.95



Master Lock Universal Coupler Lock

- Fits 1 7/8" & 2" or 2 5/16" couplers manufactured by Fulton, Atwood, Hammerblow & Dutton-Lainson
- Keyway cover keeps dirt out
- Advanced locking mechanism resists picking & prying - die cast body

Part #	Description	List Price
379DAT	Coupler Lock - Fits 1 7/8", 2" & 2 5/16" Couplers	\$ 38.95
379KAATPY	2 Pack of Keyed Alike Coupler Locks	91.95



Master Lock Heavy Duty Universal Coupler Lock

- Fits most 1 7/8" & 2" or 2 5/16" couplers including Hammerblow & UFP styles
- Easy to install & remove
- Advanced locking mechanism resists picking & prying - covered keyway
- Powder coat finish resists rust
- Completely covers nose of coupler

Part #	Description	List Price
3784DAT	Heavy Duty Coupler Lock - Fits 1 7/8", 2" & 2 5/16" Couplers	\$ 81.95



Master Lock Keyed Alike Coupler & Hitch Pin Lock Set

- Set includes 379DAT coupler lock, 2866DAT hitch pin lock & 2847DAT coupler latch lock - all keyed alike
- Latch lock adjusts to fit couplers with 5/8" to 2 3/4" spans - 1/4" diameter pin

Part #	Description	List Price
3794DAT	Keyed Alike Lock Set with Nylon Carrying Case - Hitch pin lock includes 1/2" & 5/8" pins	\$ 85.95



TRIMAX UMAX-25 Universal Trailer Coupler Lock

- Fits most 1 7/8", 2" & 2 5/16" couplers
- Completely covers ball socket of trailer coupler
- 4 Inch inside shackle span
- Dual ratchet lock system
- Shackle accommodates chain or cable for added security
- Red painted body, chrome shackle

Part #	Description	List Price
UMAX-25	Universal Trailer Coupler Lock with Tubular Keys	\$ 38.95
UMAX-25-KA	Keyed Alike Universal Trailer Coupler Lock with Tubular Keys - Sold by Each - Order the Quantity You Need!	39.95

TRIMAX Universal Trailer Coupler Locks



- Fits most 1 7/8", 2" & 2 5/16" couplers
- Dual ratchet lock system
- Shackle accommodates chain or cable for added security
- Covered key hole keeps dirt out & helps prevent freezing
- Huge 5/8" hardened steel shackle
- Completely covers ball hole

Part #	Description	List Price
UMAX-50	Economy Model Universal Trailer Coupler Lock	\$ 63.95
UMAX-50-KA	Keyed Alike Economy Model Universal Trailer Coupler Lock - Sold by Each - Order the Quantity You Need!	63.95
UMAX-100	Deluxe Model Universal Trailer Coupler Lock	95.95
UMAX-100-KA	Keyed Alike Deluxe Model Universal Trailer Coupler Lock - Sold by Each - Order the Quantity You Need!	96.95

TRIMAX Coupler Lock & Receiver Lock Combos



- Coupler locks fit most 1 7/8", 2" & 2 5/16" couplers
- Receiver lock has 1/2" pin & sleeve to fit both 1 1/4" & 2" receivers
- Stainless steel coupler latch lock has 1/4" pin - fits up to 7/8" span
- Tubular Key fits all 3 locks - all locks have keyway covers

Part #	Description	List Price
TCP50	Coupler Lock (UMAX-50) & Receiver Lock Combo	\$ 104.95
TCP100	Premium Coupler Lock (UMAX-100) & Receiver Lock Combo	134.95

Fastway Universal Trailer Coupler Lock

- Corrosion resistant solid die-cast housing
- Pick resistant lock with 2 tubular keys
- Reversible 5/8" hardened steel shackle has 2 lockable positions

Part #	Description	List Price
86-00-5015	Universal Trailer Coupler Lock with Chrome Plated Finish- Fits All Tongue Type Couplers from 1 7/8" to 2 5/16"	\$ 92.95



Reese Universal Trailer Coupler Lock

- Ball sphere fits in 1 7/8", 2" & 2 5/16" couplers - hi-visibility yellow
- Locking bar fits over nose of coupler to secure coupler lock in place

Part #	Description	List Price
72783	Durable cast metal body Universal Trailer Coupler Lock - 2 flat keys	\$ 46.95



Tow Ready Universal Trailer Coupler Lock & Hitch Pin Combo

- Includes 72783 coupler lock, brass latch lock, 1/2" & 5/8" hitch pin lock
- Convenient nylon storage bag
- All locks keyed alike

Part #	Description	List Price
63256	Coupler & Receiver Lock Keyed Alike Combo - Includes 72783 Coupler Lock, Receiver Lock with 1/2" & 5/8" Pins, Coupler Latch Lock with 1/4" Pin & Nylon Storage Bag	\$ 99.95



Blaylock Industries Trailer Coupler Locks

- TL-22 & TL-23 designed for use on Bulldog-style Collar-Lok™ couplers and secures with push button lock
- TL-33 fits a wide range of 2" & 2 5/16" couplers & surge brakes
- Heavy duty aircraft aluminum

Part #	Coupler Type	Inside Dimensions	Ball Size	Style	List Price
TL-20 *	Bulldog Collar-Lok™	3.25" Wide x 2.63" Tall	1 7/8", 2" & 2 5/16"	A	\$ 55.95
TL-33 *	All with Flat Lip or Surge Brakes	4.5" Wide x 2.5" Tall	2" & 2 5/16"	B	57.95
TL-22	Bulldog Collar-Lok™	2.25" Wide	2"	C	70.95
TL-23		3" Wide	2 5/16"	C	69.95

* Secures with 3/8" padlock - not included - See page 110



Blaylock Industries Lunette Ring Lock

- Cast aluminum disks with solid steel center pin - 3/8" padlock not included
- Fits all 2 1/2" to 3" lunette rings
- Aircraft grade aluminum material

Part #	Description	List Price
TL-60 *	Tow Ring Lock - Uses 3/8" Diameter Padlock (Not Included)	\$ 53.95

* Secures with 3/8" padlock - not included - See page 110



Buyers Products Lunette Ring Lock

- Rugged zinc plated trailer lock
- Fits all 2 1/2" to 3" lunette rings
- Designed to accept most 1/2" diameter padlocks (not included)

Part #	Description	List Price
BDL-253 *	Tow Ring Lock - Uses 1/2" Diameter Padlock - Not Included	\$ 42.95

* Secures with 1/2" padlock - not included - see page 82



Buyers Products Kingpin Lock

- Completely covers 2" fifth wheel kingpin & prevents hitch attachment
- Cast steel construction
- Quick assembly & disassembly

Part #	Description	List Price
KPL-200	2" Kingpin Lock - Fits 2" Diameter Kingpins	\$ 40.95



Trimax Fifth Wheel Kingpin Lock

- High security pick resistant lock with 3 tubular keys included
- Slide lock up to cover hitch pin, push in lock head & turn the key

Part #	Description	List Price
TFW60	Yellow Rugged Ultra Tough Alloy Construction Kingpin Lock - Fits 2" Diameter Kingpins -	\$ 65.95
TFW80HD	Red Heavy Duty Hardened Steel Kingpin Lock - Fits 2" Diameter Kingpins	85.95





Available Keyed Alike

Deadbolt Fifth Wheel Kingpin Lock

- Housing constructed of aircraft aluminum - has built-in finger grips
- Housing is yellow for increased visibility & includes "dogbone" lock
- Completely surrounds 2" fifth wheel kingpin & prevents hitch attachment
- Lock has rubber grips for easy lock & unlock - Made in USA

Part #	Description	List Price
DB-KPL	Kingpin Lock - Fits 2" Diameter Kingpins	\$ 36.95
DB-KPL-KA2	2 Pack of Keyed Alike Kingpin Locks - Fits 2" Diameter Kingpins	73.95
DB-KPL-KA3	3 Pack of Keyed Alike Kingpin Locks - Fits 2" Diameter Kingpins	110.95

Blaylock Gooseneck Coupler Locks



TL-53

- TL-50 & TL-53 fit Bulldog, Superior & T.E.M. Couplers - TL-55 & TL-57 fits RAM
- Heavy-duty cast steel construction
- TL-53 & TL-57 include locks & cover to protect coupler adjustment bolt
- All secure with 3/8" shackle padlock

Part #	Description	List Price
TL-50	Gooseneck Coupler Lock - Padlock Not Included	\$ 81.95
TL-51	Adjustable Sleeve Lock - Covers Bolt Head - Padlock Not Included	64.95
TL-53	Coupler Lock, TL-51 & 2 Pack of Keyed Alike Padlocks	157.95
TL-55	RAM™ Gooseneck Coupler Lock - Padlock Not Included	80.95
TL-57	RAM™ Coupler Lock, TL-51 & 2 Pack of Keyed Alike Padlocks	157.95

Curt Fifth Wheel Hitch Base Rail Lock



- Locks fifth wheel hitch to base rails
- Extra-long 1/2" diameter pin
- Fits all industry-standard base rails
- Easy-to-operate 1/8-turn to lock
- Sleek design for maximum security
- Aluminum housing & rubber dust cap

Part #	Description	List Price
CM-23256	Fifth Wheel Base Rail Lock - 1 Lock Assembly	\$ 73.95

Tow Ready Fifth Wheel Base Rail Lock



- 1/2" diameter bent pin style lock
- Secures fifth wheel to base rail
- Takes the place of 1 attaching pin
- Push-to-lock style lock for easy installation & removal
- Rubber cover protects lock keyway

Part #	Description	List Price
63254	Fifth Wheel Base Rail Lock - 1 Lock Assembly	\$ 32.95

TRIMAX "Hockey Puck" Style Lock & Trailer Door Hasp



- Triple chrome plated 2-piece hasp for trailer or shed doors
- Mounting hardware not included
- Puck lock completely covers hasp
- Resists cutting, prying or sawing
- Puck lock is re-keyable

Part #	Description	List Price
THSP2C	Trailer Door Hasp - Lock Sold Separately	\$ 33.95
THPXL	Puck Lock - Hasp Sold Separately	40.95
Keyed Alike Puck Locks		
THP2XL	2 Pack of Keyed Alike Puck Locks	78.95
THP3XL	3 Pack of Keyed Alike Puck Locks	115.95

Blaylock Trailer Door Shackle Lock



- Cast aluminum housing covers door handle & shackle mechanism
- Perimeter gasket to eliminate scratching & vibration noise
- Tubular key won't bend or break
- Recessed push button lock tumbler
- Prevents prying, cutting & sawing

Part #	Description	List Price
DL-80	Shackle Lock - Made from heavy duty aircraft aluminum - will not rust	\$ 69.95
DL-80-KA2	2 Pack of Keyed Alike Shackle Lock	137.95
DL-80-KA3	3 Pack of Keyed Alike Shackle Lock	205.95

Master Lock 90° Angle Brackets

- Zinc plated hardened steel for added strength & weatherability
- Accepts locks with shackle diameter up to 7/16"



Part #	Description	List Price
731-DPF	Zinc Plated 90° Angle Brackets - 5 3/16" overall length - Includes mounting hardware	\$ 13.95

Master Lock Laminated Padlock

- 4-pin cylinder helps prevent picking
- Dual locking levers provide extra pry resistance
- More than 3,000 key combinations



Part #	Description	List Price
ML-3D	1 9/16" wide laminated steel body - 9/32" diameter hardened steel shackle	\$ 13.95
3008-DHM	4 Pack of Keyed Alike Laminated Steel Padlocks (Part # 3-D - 4 Pack)	39.95
ML-5D	2" wide laminated steel body - 3/8" diameter hardened steel shackle	18.95

Master Lock Disk Padlock

- Fully shielded design minimizes shackle exposure
- 2 3/4" wide stainless steel body resists corrosion
- 3/8" hardened steel shackle
- Ideal protection against bolt cutters



Part #	Description	List Price
40-D	Disk Padlock	\$ 22.95
40-KAD	6 Pack of Keyed Alike Disk Padlocks	130.95

Trimax Commercial Grade Padlocks

- 64mm hardened chrome steel lock
- 11mm hardened steel shackle



Part #	Description	List Price
TPL-1251	Trimax Padlock - 1.25" Length Shackle - Locks are re-keyable	\$ 25.95
TPL-2251	Trimax Padlock - 2.25" Length Shackle - Locks are re-keyable	27.95

Master Lock Combination Padlock

- 2" wide solid brass case for strength & weatherability
- Hardened steel 1" wide shackle



Part #	Description	List Price
175-D	4 digit dialing Combination Padlock - Set your own combination	\$ 28.95

Trimax Deluxe Universal Wheel Chock Lock

- Ultimate security for trailers, cars, trucks, boats, ATVs & more
- Bright yellow for high visibility
- Vinyl coated tips won't scratch wheel



Part #	Description	List Price
TCL-75	Universal Wheel Chock Lock - Adjusts to fit & immobilize wheels from 12" up to 235/80/R16	\$ 113.95

Lock 'Em Wheel Lock Locking System

- Clamps around vehicle or trailer wheel to prevent turning
- Tubular key won't bend or break
- Vinyl coated arms protect wheels from scratches when in use
- Bright yellow body with black vinyl arms for high visibility
- Adjusts to fit many size wheels



Part #	Description	List Price
RA-25	Lock 'Em Wheel Locking System	\$ 205.95

Brinks Wheel Immobilizer Wheel Lock

- Great for cars, trailers & ATVs
- Three keys included - one key has LED mini flashlight
- "Reminder" lanyard included



Part #	Description	List Price
3020-059	Wheel Immobilizer - Adjusts from 8" to 14" to fit many size wheels & tires	\$ 105.95

Trimax Ultra-Max Adjustable Wheel Lock



- Clamps tight to wheel for added security - easy installation
- Rugged weather proof epoxy powder coat finish - bright yellow
- Heavy gauge steel disk covers lug nuts to prevent tire removal
- Easily adjusts to fit many different size wheels & tires

Part #	Description	List Price
TWL-100	Ultra-Max Adjustable Wheel Lock with Tubular Keys	\$ 278.95

BRINKS Solid Brass Adjustable Shackle Padlock



- Adjustable shackle accommodates many applications
- 50mm hardened steel shackle adjusts from 1 3/16" to 4"

Part #	Description	List Price
171-50061	Solid Brass Adjustable Shackle Padlock	\$ 26.95

Deadbolt Spare Tire Wheel Lock



- Prevents theft of spare tire
- Double chrome plating provides automotive grade durability
- Works on trailers or trucks
- Covered key slot to protect against weather

Part #	Description	List Price
STL-100	Deadbolt Spare Tire Lock	\$ 21.95
STL-100-KA2	2 Pack of Keyed Alike Deadbolt Spare Tire Locks	42.95
STL-100-KA3	3 Pack of Keyed Alike Deadbolt Spare Tire Locks	63.95

Trimax Spare Tire Cable Lock



- Loops around frame of trailer or auto/truck
- Tubular key won't bend or break
- O-ring keeps water & dirt out of locking mechanism
- Locks through wheel lug nut hole for maximum security
- Protective rubber cap protect keyway from water, grime & dirt

Part #	Description	List Price
ST-30	Spare Tire Cable Lock - 12 mm x 36" braided steel cable	\$ 25.95

Master Lock Receiver Lock & Cable



- Receiver lock rotates 360 degrees for easy access
- 8 ft cable loops through 4 bikes
- 3/8" braided steel cable is removable when not required
- Fits both 1 1/4" & 2" receivers

Part #	Description	List Price
1470DAT	Receiver Lock & Cable - 1/2" & 5/8" Receiver Pins	\$ 35.95

Master Lock 6 Ft Self-Coiling Cable with Lock



- Prevents theft of spare tire while on tire carrier
- 9/16" wide vinyl coated brass padlock
- Molded lock cover on both

Part #	Description	List Price
614DAT	6 ft Self-Coiling Vinyl Steel Cable with Brass Lock	\$ 15.95

Fulton Economy Spare Tire Mounts / Locks



- Fits 4 or 5 lug - 8" thru 15" wheels
- Zinc plated to resist corrosion
- Heavy-duty 1/2" diameter construction
- Includes lug nuts to secure wheel to frame

Part #	Description	Wheel Size	List Price
ETCLB	Econo Spare Tire Mount - Lock Not Included	8" to 15"	\$ 34.95
ETCSTL	Spare Tire Carrier with Lock	8" to 15"	57.95

Reese Pro Round Bar Weight Distributing Hitches with Hitch Bar & Ball

- Designed to improve stability for added ride control & security
- 2 5/16" hitch ball is pre-installed & torqued to proper specifications
- Includes 8 1/2" tall deep drop hitch bar for today's taller trucks
- No-drill, clamp-on brackets fit up to 7" tall trailer frames

Part #	Description	Tongue Weight	Maximum Trailer Weight	List Price
49911	Standard RB2 Weight Distributing Hitch	600 lbs	6,000 lbs	\$ 643.95
49912	Standard RB2 Weight Distributing Hitch	800 lbs	8,000 lbs	643.95
49913	Standard RB2 Weight Distributing Hitch	1,150 lbs	11,500 lbs	643.95

Note: All include lift assist bar & installation hardware



Hitch bar included

Reese High Performance Trunnion Style Weight Distributing Hitches

- Spring bar design includes an integrated cam for use with optional Dual Cam sway control
- Built-in sway control ball platform for friction sway (sold separately)
- Uses 1 1/4" shank ball (not included)

Part #	Description	Tongue Weight	Maximum Trailer Weight	List Price
66020	Bolt-Together Trunnion	600 lbs	10,000 lbs	\$ 932.95
66021	Bolt-Together Trunnion	800 lbs	10,000 lbs	932.95
66022	Bolt-Together Trunnion	1,200 lbs	12,000 lbs	932.95
66131	Bolt-Together Trunnion	1,500 lbs	15,000 lbs	1030.95

Note: Hitches do not come with hitch bar or ball - order separately



Hitch Bar Sold Separately

Reese Strait-Line® Trunnion Style Weight Distributing Hitches

- All the same features as Reese High Performance models above plus kit includes HP Dual Cam sway control
- Hooking up the spring bars automatically hooks up sway control
- Dual Cam sway control attaches to bottom of trailer frame
- 66130 recommended for use with 2" Ultra Frame receivers
- Uses 1 1/4" shank ball (not included)

Part #	Description	Tongue Weight	Maximum Trailer Weight	List Price
66072	Strait-Line Trunnion	600 lbs	10,000 lbs	\$ 1426.95
66073	Strait-Line Trunnion	800 lbs	10,000 lbs	1461.95
66074	Strait-Line Trunnion	1,200 lbs	12,000 lbs	1426.95
66130	Strait-Line Trunnion	1,500 lbs	15,000 lbs	1477.95

Note: Hitches do not come with hitch bar or ball - order separately




Hitch Bar Sold Separately

Reese / Pro Series Weight Distributing Hitch Bars

- Required to complete round bar & trunnion style bolt-together kits
- Fits all major brands of weight distributing - fits 2" receivers

Part #	Description	Style	Max TW	Length		Drop		Rise		List Price
				Round	Trun	Round	Trun	Round	Trun	
54970	2" x 2" Hitch Bar (1)	A	1,500 lbs	14 3/4"	14"	2"	1 1/4"	5 1/4"	6 1/2"	\$ 257.95
63971	2" x 2" Hitch Bar (2,4)	B	1,500 lbs	15"	14 3/8"	6 1/2"	5 3/4"	N/A	N/A	383.95
3214	2" x 2" Hitch Bar (2)	C	1,400 lbs	16 1/2"	15 7/8"	2 1/4"	1 1/4"	5 3/4"	7"	375.95
63911	2" x 2" Hitch Bar	D	1,200 lbs	13 1/4"	12 1/2"	2"	1 1/4"	5 1/4"	6 1/2"	242.95
54998	2" x 2" Hitch Bar	D	1,600 lbs	14 3/4"	14"	4 1/8"	3 3/8"	7 3/8"	8 5/8"	284.95
3215	2" x 2" Hitch Bar (3)	E	1,400 lbs	13 1/2"	12 7/8"	6 3/4"	5 3/4"	10 1/4"	11 1/2"	426.95
3344	2" x 2" Hitch Bar (3,4)	F	1,400 lbs	13 1/2"	12 7/8"	8 5/8"	7 5/8"	N/A	N/A	449.95

(1) Standard bar (2) Best for vehicles with rear mounted spare tire - most length
(3) Best for high lift vehicles - more drop (4) for drop use only





Fastway e2™ Weight Distributing Hitches with Sway Control

- Get superior sway control without the bother of add-on units
- Design provides less complicated hitch-up & unhitching process
- Rigid frame brackets hold spring bars in place & provide sway control
- Available in trunnion bar or round bar style
- Brackets fit frames up to 6" tall
- Bolt-together head & shank assembly for easy set up & angle adjustment
- Uses 1 1/4" shank ball - not included (1" shank ball used on 92-00-0450)
- Includes hitch bar with 3" drop, 7" rise, 12" length - others available
- 10 year limited warranty

Trunnion Bar Style



Trunnion bar

Part #	Description	Tongue Weight	Maximum Trailer Weight	List Price
92-00-0450	e2 Trunnion Bar Hitch	450 lbs	4,500 lbs	\$ 755.95
92-00-0600	e2 Trunnion Bar Hitch	600 lbs	6,000 lbs	769.95
92-00-0800	e2 Trunnion Bar Hitch	800 lbs	8,000 lbs	769.95
92-00-1000	e2 Trunnion Bar Hitch	1,000 lbs	10,000 lbs	769.95
92-00-1200	e2 Trunnion Bar Hitch	1,200 lbs	12,000 lbs	778.95

Note: Hitches come with hitch bar - hitch ball sold separately 92-00-0450 uses 1" shank ball, all other models use 1 1/4" shank ball

Round Bar Style



Round bar

Part #	Description	Tongue Weight	Maximum Trailer Weight	List Price
94-00-0600	e2 Round Bar Hitch	600 lbs	6,000 lbs	\$ 657.95
94-00-0800	e2 Round Bar Hitch	800 lbs	8,000 lbs	657.95
94-00-1000	e2 Round Bar Hitch	1,000 lbs	10,000 lbs	657.95

Note: Hitches come with hitch bar - hitch ball sold separately (1 1/4" shank)

Husky Center Line® TS Weight Distribution & Sway Control



- Outstanding performance without annoying noise
- Combines WD & Sway Control without additional hardware
- Significantly lighter than competitors
- Forged & hardened steel components for excellent durability & service
- Hitch ball is pre-installed & properly torqued to specifications
- Universal Ez adjust frame brackets

Part #	Description	Tongue Weight Range	Maximum Trailer Weight	List Price
32215	Center Line TS with 2" Ball	400-600 lbs	6,000 lbs	\$ 793.95
32217	Center Line TS with 2 5/16" Ball	601-800 lbs	8,000 lbs	793.95
32218	Center Line TS with 5/16" Ball	801-1,200 lbs	12,000 lbs	793.95

Husky Round Bar Weight Distributing Hitches with Hitch Bar



- Use 1 1/4" shank ball - sold separately
- Head angle adjusts with washers
- Open hitch head design allows easy access to hitch ball shank
- Lift brackets allow easy hook-up
- All include 10" length, 2" hitch bar
- 12 3/4" from ball to hitch pin hole
- 8" total height adjustment - rise: 5 5/8", drop: 2 3/8"
- Raised ball platform for greater coupler clearance
- Heads have dual sway control mount

Part #	Description	Tongue Weight	Maximum Trailer Weight	List Price
31421	Round Bar WD Hitch	400 - 600 lbs	6,000 lbs	\$ 519.95
31422	Round Bar WD Hitch	501 - 800 lbs	8,000 lbs	488.95
31423	Round Bar WD Hitch	801 - 1,200 lbs	12,000 lbs	488.95
31425	Round Bar WD Hitch	1,001 - 1,400 lbs	14,000 lbs	488.95

Husky Round Bar Weight Distributing Hitches with Sway Control & Pre-Torqued Hitch Ball



- Same features as above plus *right-hand* friction sway control & hitch ball pre-installed on hitch head
- Head can be used with dual sway controls - *left hand* sway control sold separately - See page 119

Part #	Description	Tongue Weight	Maximum Trailer Weight	List Price
31995	Round Bar WD Kit with 2" Ball	400 - 600 lbs	6,000 lbs	\$ 576.95
31997	Round Bar WD Kit with 2 5/16" Ball	501 - 800 lbs	8,000 lbs	607.95
30849	Round Bar WD Kit with 2 5/16" Ball	801 - 1,200 lbs	12,000 lbs	568.95

Equal-i-zer® 4-Point Sway Control Hitch

- "Built-in" 4-point sway control provides superior performance
- Includes 2" square hitch bar with 3" drop, 7" rise, 12" length - others available
- Special hitch ball required - see below
- Rigid brackets instead of chains
- Sway control brackets fit frames up to 6" tall - other sizes available

Part #	Description	Tongue Weight	Maximum Trailer Weight	List Price
90-00-0400	4-Point Sway Control Hitch	400 lbs	4,000 lbs	\$ 950.95
90-00-0600	4-Point Sway Control Hitch	600 lbs	6,000 lbs	973.95
90-00-1000	4-Point Sway Control Hitch	1,000 lbs	10,000 lbs	973.95
90-00-1200	4-Point Sway Control Hitch	1,200 lbs	12,000 lbs	1016.95
90-00-1400	4-Point Sway Control Hitch	1,400 lbs	14,000 lbs	1023.95
90-00-1600	4-Point Sway Control Hitch	1,600 lbs	16,000 lbs	1119.95
Hitches Come With Hitch Bar (Shank) - Hitch Ball Sold Separately - See Below				
Hitch Balls & Parts				
91-00-6080	2" Hitch Ball for Equal-i-zer Hitch		8,000 lbs	40.95
91-00-6100	2 5/16" Hitch Ball for Equal-i-zer Hitch		10,000 lbs	42.95
91-00-6120	2 5/16" Hitch Ball for Equal-i-zer Hitch		12,000 lbs	48.95
91-00-6140	2 5/16" Hitch Ball for Equal-i-zer Hitch		14,000 lbs	55.95
92-00-6000	Replacement Snap-Up Handle - Fits All Models Above			48.95
95-01-9430	Replacement L-Pins & Clips - 2 Sets			25.95
95-01-5150	Sway Bracket Jackets - Pair - Fits 6K to 14K Models			35.95
90-02-4300*	Adjustable Hitch Bar - 2" Receivers - 6" Drop, 10" Rise			254.95
90-02-4500*	Extended Hitch Bar - 2" Receivers - 18" Len, 3" Drop, 7" Rise			278.95
90-02-4325*	Adjustable Hitch Bar - 2 1/2" Receivers - 6" Drop, 10" Rise			330.95


* These hitch bars cannot be used with 90-00-0400 hitch



Blue Ox TrackPro Weight Distributing Hitch

- Distributes the trailer tongue weight evenly to the tow vehicle
- Quick hook-up and disconnect
- Prevents sway caused by weather, bumpy roads and passing vehicles
- Backup without disconnecting

Part #	Description	Max Tongue Weight	Max Gross Towing Weight	List Price
TrackPro with 7 Hole Shank Standard Head				
BXW0650	TrackPro Weight Distributing Hitch - 2" Trailer Ball	600 lbs	13,000 lbs	\$ 678.95
BXW0850	TrackPro Weight Distributing Hitch - 2 5/16" Trailer Ball	800 lbs	13,000 lbs	708.95
BXW1050	TrackPro Weight Distributing Hitch - 2 5/16" Trailer Ball	1,000 lbs	13,000 lbs	678.95
BXW1350	TrackPro Weight Distributing Hitch - 2 5/16" Trailer Ball	1,300 lbs	13,000 lbs	678.95
TrackPro with 7 Hole Shank for Underslung Couplers				
★ BXW0853	Long L Bracket TrackPro Weight Distributing Hitch - 2 5/16" Trailer Ball	800 lbs	13,000 lbs	599.95
★ BXW1053	Long L Bracket TrackPro Weight Distributing Hitch - 2 5/16" Trailer Ball	1,000 lbs	13,000 lbs	599.95
★ BXW1353	Long L Bracket TrackPro Weight Distributing Hitch - 2 5/16" Trailer Ball	1,300 lbs	13,000 lbs	599.95
TrackPro Replacement Parts				
BXW4043	TrackPro Spring Bar Tool			34.95
BXW4047	TrackPro Spring Bar Pin Kit			18.95
BXW4045	Driver's Side TrackPro L-Bracket			120.95
BXW4046	Passenger Side TrackPro L-Bracket			120.95
★ BXW4049	2 5/16" Chrome Hitch Ball for TrackPro - 13,000 lb Towing Capacity			41.95



Blue Ox 2-Point Clamp-On Weight Distribution Hitch

- Steel-on-steel friction minimizes sway
- Round spring bars flex for a controlled ride
- Powder-coated steel construction
- 2" receiver

Part #	Description	Max Tongue Weight	Max Gross Towing Weight	List Price
★ BXW0675	Weight Distributing Hitch - 6 Hole Shank with 2" Trailer Ball	600 lbs	12,000 lbs	\$ 452.95
★ BXW0875	Weight Distributing Hitch - 6 Hole Shank with 2 5/16" Trailer Ball	800 lbs	12,000 lbs	452.95
★ BXW1275	Weight Distributing Hitch - 6 Hole Shank with 2 5/16" Trailer Ball	1200 lbs	12,000 lbs	452.95



Blue Ox SwayPro™ Weight Distribution System



- SwayPro doesn't try to control sway; SwayPro prevents sway
- Trailer stays in line through the use of caster in the head
- Geometry of the SwayPro keeps the trailer oriented to the center
- No fine tuning or adjustments needed after initial setup
- Spring bars with true spring steel construction act like leaf springs
- All the support & a smoother ride
- Road forces are absorbed with less force transferred to tow vehicle
- Faster hook-up & less manpower needed to rotate latch into place
- Back up without disconnecting



Clamp-on Latch



SwayPro Original Series with Clamp-On Latch

Part #	Description	Max Tongue Weight	Max Trailer Weight	List Price
SwayPro Standard Head				
BXW0350	SwayPro with Clamp-on Latch	350 lbs	3,500 lbs	\$ 939.95
BXW0550	SwayPro with Clamp-On Latch	550 lbs	6,000 lbs	939.95
BXW0750	SwayPro with Clamp-On Latch	750 lbs	8,000 lbs	939.95
BXW1000	SwayPro with Clamp-On Latch	1,000 lbs	10,000 lbs	939.95
BXW1500	SwayPro with Clamp-On Latch	1,500 lbs	15,000 lbs	939.95
BXW2000	SwayPro with Clamp-On Latch	2,000 lbs	20,000 lbs	939.95
SwayPro for Underslung Couplers				
BXW0353	SwayPro for Underslung Coupler with Clamp-On Latch	350 lbs	3,500 lbs	939.95
BXW1003	SwayPro for Underslung Coupler with Clamp-On Latch	1,000 lbs	10,000 lbs	939.95
★ BXW2003	SwayPro for Underslung Coupler with Clamp-On Latch	2,000 lbs	20,000 lbs	939.95

Hitches come with 7-hole shank - hitch ball sold separately (1 1/4" shank)

SwayPro Universal Series with Bolt-On Latch



Bolt-on Latch

Part #	Description	Max Tongue Weight	Max Trailer Weight	List Price
SwayPro Standard Head				
BXW0351	SwayPro with Bolt-On Latch	350 lbs	3,500 lbs	\$ 939.95
BXW1501	SwayPro with Bolt-On Latch	1,500 lbs	15,000 lbs	939.95
BXW2001	SwayPro with Bolt-On Latch	2,000 lbs	20,000 lbs	939.95
SwayPro for Underslung Couplers				
BXW1004	SwayPro for Underslung Coupler with Clamp-On Latch	1,000 lbs	10,000 lbs	829.95

Hitches come with 7-hole shank - hitch ball sold separately (1 1/4" shank)

Blue Ox SwayPro™ Spring Bar Kits

- Interchangeable spring bars allow an increase/decrease in capacity
- Sold as a pair
- Beveled ends lock into place with a spring pin - no greasy ends to store
- Chains & u-bolts are included



Part #	Description	Max Tongue Weight	List Price
BXW4015	SwayPro Spring Bars with Chains - Pair	350 lbs	\$ 315.95
BXW4005	SwayPro Spring Bars with Chains - Pair	550 lbs	318.95
BXW4006	SwayPro Spring Bars with Chains - Pair	750 lbs	331.95
BXW4007	SwayPro Spring Bars with Chains - Pair	1,000 lbs	345.95
BXW4008	SwayPro Spring Bars with Chains - Pair	1,500 lbs	351.95

Blue Ox SwayPro™ Weight Distributing Parts

- Heavy duty shank adapts SwayPro hitch to 2 1/2" Class V receivers
- Replacement wrench works with Clamp-on or Bolt-on style spring bar latch assemblies



BXW4022



BXW4029

Part #	Description	List Price
BXW4000	7-Hole Shank for 2" Receivers - Rated 20,000 lbs	\$ 191.95
BXW4022	11-Hole Shank for 2" Receivers - Rated 15,000 lbs	231.95
BXW4023	Pole Tongue Adapter - 2,000 lbs Tongue Weight Capacity	234.95
BXW4028	7-Hole Shank for 2 1/2" Receivers - Rated 20,000 lbs	257.95
BXW4029	Replacement Wrench for Clamp Or Bolt-On Latches	42.95

Camco Recurve™ Weight Distributing Hitches with Sway Control

- Recurve R3 models feature adjustable sway control
- Recurve R6 models feature premium adaptive sway control
- Sway control can be turned off completely on both if desired
- Top-loading spring bars allow for more ground clearance
- Streamlined design makes the hitch & trailer move as one
- Sway control collar uses brake pad material for better sway control
- Quiet design - no creaking or squeal
- All include 2 5/16" hitch ball & 2" square hitch bar with 3/4" drop, 7" rise & 12" length



Recurve R3 Weight Distributing Hitches

Part #	Description	Tongue Weight	Maximum Trailer Weight	List Price
RV-48750	Recurve R3 with 2 5/16" Ball	600 lbs	6,000 lbs	\$ 589.95
RV-48751	Recurve R3 with 2 5/16" Ball	800 lbs	8,000 lbs	589.95
RV-48752	Recurve R3 with 2 5/16" Ball	1,000 lbs	10,000 lbs	589.95
RV-48753	Recurve R3 with 2 5/16" Ball	1,200 lbs	12,000 lbs	589.95
RV-48759	2" Hitch Ball for Recurve R3 Only		6,000 lbs	69.95

Recurve R6 Weight Distributing Hitches

Part #	Description	Tongue Weight	Maximum Trailer Weight	List Price
RV-48731 *	Recurve R6 with 2 5/16" Ball	800 lbs	8,000 lbs	\$ 1019.95
RV-48733 *	Recurve R6 with 2 5/16" Ball	1,000 lbs	10,000 lbs	1019.95
RV-48734 *	Recurve R6 with 2 5/16" Ball	1,200 lbs	12,000 lbs	1019.95
★RV-48744	Hangers for Underslung Couplers			51.95

Note: * Does not work with underslung couplers without an additional part. Contact us for details

Reese Titan® & Strait-Line® 2 1/2" x 2 1/2" Class V Weight Distributing Hitches

- Strait-Line model includes high performance dual cam sway control
- Titan models sold without sway control
- One-piece cast head assembly includes friction sway control ball platform
- Uses 1 1/4" shank ball (not included)

Part #	Description	Tongue Weight	Maximum Trailer Weight	List Price
66006	Titan Weight Distributing Hitch	1,700	17,000	\$ 1389.95
66075	Strait-Line Weight Distributing Hitch	1,700	17,000	1915.95
Hitches Do Not Come with Hitch Bar - See Page 116 Purchase of a Hitch Reducer Bushing Will Also Required - See Below				
58102	Hitch Reducer Bushing - 2 1/2" to 2" - Black Powder Coat Finish			52.95



Reese 2 1/2" x 2 1/2" Class V Accessories

- Hitch box extensions extend hitch box to 24", 34", 41" or 48" - great for pickups with slide-out campers
- Chrome balls rated 14,000 lbs to 20,000 lbs
- Hitch bar reducer allows the use of standard 2" hitch bars

Part #	Description	Capacity	List Price
30678	2 5/16" Chrome Hitch Ball - 1 1/4" x 2 3/4" Shank	14,000	\$ 32.95
CM-40008	2 5/16" Chrome Hitch Ball - 1 1/4" x 2 3/4" Shank (Curt Manufacturing)	20,000	61.95
45292	Hitch Box Extension - 2 1/2" x 2 1/2" - 24" or 34" Length Note: Use with 2" x 2" Ball Mount - Sold Separately	See Below	676.95
45018	Hitch Box Extension - 2 1/2" x 2 1/2" - 41" or 48" Length Note: Use with 2" x 2" Ball Mount - Sold Separately	See Below	875.95
63243	Long 5/8" Hitch Pin & Clip - 3 7/8" Usable Length		21.95
58102	Hitch Reducer Bushing - 2 1/2" to 2" - Black Powder Coat Finish		52.95

Extension ratings WC/WD - 24" 6,000/8,000 lbs - 34" 4,500/6,000 lbs - 41" 5,000/7,500 lbs - 48" 4,000/6,000 lbs



Reese Dual Cam High Performance Sway Control

- Works with integrated cam style weight distributing spring bars only
- Simpler turnbuckle style adjustment of centerline
- Mounts to the bottom side of the trailer frame
- No U-bolts to interfere with a-frame mounted items
- Uses conventional snap-up brackets

Part #	Description	List Price
26002	Dual Cam High-Performance Sway Control - Silver	\$ 549.95

Note: Do not use sway controls with surge brakes



Reese Friction Sway Control



- Very competitively priced
- Quick attachment to trailer frame and ball mount
- Use two for trailers over 24 ft
- Friction brake keeps trailer and tow vehicle stable

Part #	Description	List Price
83660	Friction Sway Control	\$ 101.95
83660-26003	Friction Sway Control with 26003 Ball Mount Adapter See Page 121 for Details on Ball Mount Adapter	183.95

Note: Do not use sway controls with surge brakes

Husky Right & Left-Hand Friction Sway Controls



37498

- Dual friction pad system provides constant & adjustable sway reduction
- Detaches quickly for storage
- Trailers 24 ft & longer should use right & left hand sway controls
- Secures with socket & spring clips

Part #	Description	List Price
34715	Right-Hand Friction Sway Control	\$ 106.95
37498	Left-Hand Friction Sway Control with Weld-On Adapter	106.95

Note: Do not use sway controls with surge brakes

Friction Sway Control Replacement Parts



- Use with Reese, Husky or Pro-Series friction sway controls
- Sway ball platform welds to ball mount for left hand attachment

Part #	Description	List Price
58062	Ball-Plate Assembly with Mounting Hardware	\$ 77.95
55515	Sway Control Spring Clip	7.95
SBP-1	Weld-On Sway Ball Platform - Not Included with Above Right-Hand Sway Controls 34715- Included with 37498	8.95
SCB-12	Sway Ball Assembly with Lock Washer & Nut Ball Diameter - 1 1/4", Shank - 5/8" x 1 3/16"	21.95

Reese Replacement Friction Pads for Reese SC Weight Distributing Hitches



- Used on all Reese SC weight distributing hitches
- Pad kit includes mounting screws
- Each pad hanger contains 2 friction pads to help control sway
- Hangers are no longer available

Part #	Description	List Price
58512	4 Pack of Friction Pads - Includes Mounting Screws	\$ 67.95

Reese Weight Distributing Lift Brackets & Replacement Parts



6637

- For Reese & Pro Series™ weight distributing
- Positive locking safety pins

Part #	Description	List Price
6637	Lift Bracket Kit - (2) Bracket Assemblies With Handle	\$ 171.95
21501	Lift Bracket Assy - (1) Bracket, Set Screw & Safety Pin	124.95
58392	Lift Bracket Assembly for 1,200 lbs WD Kits - (1) Heavy Duty Bracket Assembly with Set Screw & Safety Pin	114.95
58162	Handle Only (1)	33.95
58029	Safety Pins (2)	16.95
58033	Square Head Set Screws (2)	21.95
58459	Bolt Kit - (2) Self-Tapping - Mounts Brackets To Frame	26.95

Reese Weight Distributing Spring Bar Chain Kits



- Chain kits include 9-link zinc plated chain, U-bolt & lock nuts
- Available single or in pairs
- Use with all Draw-Tite, Reese, Pro Series & other weight distributing
- Also used on dual cam sway control

Part #	Description	List Price
55630	Chain Kit - One Side - Includes (1) Chain, U-Bolt & Nuts	\$ 41.95
3216	Chain Kit - Two Sides - Includes (2) Chains, U-Bolts & Nuts	69.95

Reese Weight Distributing Chain Hangers

- For trailers with tongue interference such as gas bottles, batteries, etc.
- Install in place of lift brackets
- Includes all mounting hardware

Part #	Description	List Price
58305	Bolt-on WD Chain Hangers - Pair - Drilling Required	\$ 230.95
58306	Clamp-on WD Chain Hangers - Pair - No Drilling Required	234.95



Reese Heavy Duty Pole Tongue Lift Bracket Adapter

- For mounting weight distributing lift brackets on single pole tongue trailers
- Fits tongue heights from 3" to 6"
- Rated 14,000 lbs GTW, 1,400 lbs TW when mounted above the trailer tongue
- Fits tongue widths from 1 5/8" to 5"
- Rated 12,000 lbs GTW, 1,200 lbs TW when mounted below the trailer tongue
- Can be mounted above or below the trailer tongue

Part #	Description	List Price
58393	Heavy Duty Pole Tongue Adapter - Includes Hardware	\$ 473.95

* Lift Brackets Sold Separately



Blue Ox Trailer Pole Tongue Weight Distributing Hitch Adapter

- 2,000 lbs tongue weight capacity
- Attach any over-the-frame style weight distributing brackets
- Fits tongue heights 3" to 6"
- Fits tongue widths 2 3/4" to 4 1/2"
- Includes mounting hardware

Part #	Description	List Price
BXW4023	Pole Tongue Adapter - 2,000 lbs Tongue Weight Capacity	\$ 234.95

* Lift brackets sold separately



Reese Friction Sway Control Ball Mount Adapter

- Attaches to most standard 2" ball mounts with 2 1/2" wide platform
- Attaches to ball mount using 1" shank hitch ball (sold separately)
- Includes 5/8" hole for sway control ball (sold separately)
- Cannot be used on Class I or II drawbars - black powder coat finish

Part #	Description	List Price
26003	Sway Control Adapter - Ball Mount Not Included	\$ 90.95

Note: Adapter is 3/8" thick - may require extended shank hitch ball



Reese High Performance Trunnion Ball Mount & Hitch Bar

- Includes 58167 high performance ball mount, 54970 or 54998 bar & bolt kit
- Includes serrated washers for quick head angle adjustment
- New style head will work with old style trunnion bars & shanks
- Features built-in sway control adapter - fits 2" receivers

Part #	Description	Shank	Length	Drop	Rise	List Price
54980	Ball Mount Kit	54970	14"	1 1/4"	6 1/2"	\$ 601.95
54994	Ball Mount Kit	54998	14"	3 3/8"	8 5/8"	682.95



Reese Trunnion Weight Distributing Ball Mount

- New head design has raised ball platform and no bar retainers
- Raised platform design eliminates need for extra lift hitch balls
- Includes serrated washers for quick head angle adjustment
- New style head will work with old style trunnion bars & shanks

Part #	Description	List Price
62167	Trunnion Style Weight Distributing Head With Hardware	\$ 292.95
58133	Bolt Pack - Includes (2) Bolts, Nuts & Serrated Washers	61.95
3233	Bushing - 1 1/4" to 1" Ball Shank	6.95



Reese Trunnion Style Spring Bars

- Fits Reese High Performance, standard & Draw-Tite weight distributing hitches
- Integrated cam spring bar design
- Left & right interchangeable



Part #	Description	List Price
22225	Spring Bar & Trunnion - 1 1/8" x 30.5" Long - 800 lbs Tongue Weight	\$ 186.95
66009	Spring Bar & Trunnion - 1 3/8" x 30.5" Long - 1,200 lbs Tongue Weight	240.95
58369	Spring Bar & Trunnion - 1 3/8" x 30.5" Long - 1,500 lbs Tongue Weight	222.95
66010	Spring Bar & Trunnion - 1 3/8" x 30.5" Long - 1,700 lbs Tongue Weight	230.95
Chain Kit		
55630	Chain Package - One Chain, U-Bolt And Nuts	41.95

Reese Round Bar Weight Distributing Ball Mount

- New style head will NOT work with old style round bars - shanks ok
- Hex washer style angle adjustment for easy set up



Part #	Description	List Price
58112	Round Bar Weight Distributing Head with Hardware	\$ 371.95
3233	Bushing - 1 1/4" To 1" Ball Shank	6.95

Rigid Hitch 2" x 2" Receiver Extension

- Fits all 2" x 2" receivers
- Includes pin and clip
- 8" length pin hole to pin hole
- Black powder coat finish



Part #	Description	Max. Weight Carry	List Price
P-2508-ET	8" Extension Only - Hollow Shank	3,500 lbs	\$ 49.95

Reese Class III 2" x 2" Receiver Extensions

- Available in 14" to 18" lengths
- 17" x 5 3/4" step eases vehicle access
- 11003, 11004 & 11006 include plastic receiver tube cover
- Fits all 2" x 2" receivers
- Great for pickup campers
- Black powder coat finish



11006

Part #	Description	Max. Weight Carry	Max. Weight Dist.	List Price
11003	14" Receiver Extension Only	4,000 lbs	6,500 lbs	\$ 257.95
11004	18" Receiver Extension Only	4,000 lbs	6,500 lbs	277.95
11006	18" Receiver Extension with Step	4,000 lbs	6,500 lbs	372.95

Note: Hitch pins & clips sold separately - See page 105

Buyers Class III 2" x 2" Receiver Extensions

- Solid steel shanks - fits 2" receivers
- Reduces hitch capacity by 1/3
- Cast steel collar - 5/8" pin hole
- Step models have 6" x 17"
- Welded diamond tread platform
- Black powder coat finish



1804005



1804015

Part #	Description	List Price
1804005	12" Receiver Extension Only	\$ 94.95
1804007	18" Receiver Extension Only	124.95
1804015	12" Receiver Extension with Diamond Tread Step	148.95
1804017	18" Receiver Extension with Diamond Tread Step	183.95

Note: Hitch pins & clips sold separately - See page 105

Not finding the parts you need?

Call our Customer Service Team at 800-624-7630. They will help you find a weight distribution solution that works for you!

Buyers Products Flip Ball Gooseneck Hitch

- Under bed flip ball hitch allows for unobstructed bed when not towing
- 2 5/16" hitch ball requires only a 4" hole in truck bed
- Uses existing holes in truck frame
- 30,000 lbs gross trailer weight
- 7,500 lbs vertical tongue weight
- Spring loaded safety chain anchors
- Quick release handle in wheel well
- Installs quickly without removing bed

Part #	Year	Model	List Price
Chevrolet & GMC Full-Size Pickups			
5613102	2016-19	2500 & 3500 HD - Short & Long Bed	\$ 809.95
5613100	2001-10	2500 HD - Short & Long Bed (1)	672.95
5613100	2007-10	3500 HD - Short & Long Bed (1)	672.95
Dodge RAM Full-Size Pickups			
5613303	2013-18	3500 - Short & Long Bed - Gas or Diesel	635.95
5613302	2013	2500 - Short & Long Bed - Diesel Only	696.95
5613301	2010-12	2500/3500 - Short & Long Bed - Gas Only	796.95
5613300	2010-12	2500/3500 - Short & Long Bed - Diesel Only (2)	731.95
5613301	2006-12	1500/2500/3500 Mega Cab - Gas or Diesel	796.95
5613300	2003-09	2500/3500 - Short & Long Bed - Gas or Diesel (2)	731.95
Ford Full-Size Pickups			
5613202	2017-21	F-250 & F-350 Super Duty - Short & Long Bed	1219.95
5613201	2011-16	F-250 & F-350 Super Duty - Short & Long Bed	819.95
5613200	1999-10	F-250 & F-350 Super Duty - Short & Long Bed	819.95
Replacement Ball			
5613500	Flush-mounted Fabricators Kit for Flatbeds Includes a 2 5/16" Zinc Ball and Weld-on Socket		289.95
3018195	Replacement Ball - 2 5/16" - 30,000 lbs GTW, 7,500 lbs VTW		120.95

(1) Must have only 1 cross member over rear axle, not 2 cross members
 (2) No mega cab short bed Note: Hitches made in USA., Balls made in China



5613304



5613100



5613500



3018195

Curt Gooseneck Ball Kits for OEM Underbody Prep Package

- Kits to fit Ford, GMC, Nissan & RAM
- Tested to VESC V-19 specifications
- Each kit contains 2 5/16" ball, safety chain anchors, rubber plug & case

Part #	Description	List Price
CM-60692	Ford, GMC & Nissan OEM Prep Packages Ball Kit	\$ 357.95
CM-60618	RAM OEM Prep Package Ball Kit	369.95
CM-60629	CM-60692 2 5/16" Hitch Ball Only	305.95
CM-60601	CM-60618 2 5/16" Hitch Ball Only	306.95
CM-60691	CM-60692 Safety Chain Anchors - Pair	109.95
CM-60617	CM-60618 Safety Chain Anchors - Pair	115.95



CM-60618



CM-60691

B&W Universal Gooseneck Hitch Ball

- Used in gooseneck fabrication
- Rated 30,000 lbs - 1/2" pin hole

Part #	Description	List Price
94011	2 5/16" Ball with 2 3/16" Diameter x 3 7/8" Long Unthreaded Shank - Unplated	\$ 85.95



Curt Over-Bed Flat Plate Gooseneck Hitch

- Accepts up to 30,000 lbs GTW
- Welded 2 5/16" ball & forged D-rings
- Plate measures 13" x 48"
- Painted black - fabrication required

Part #	Description	List Price
CM-65500	Flat Plate Gooseneck Hitch - No Hardware Included	\$422.95



Rigid Hitch Universal Gooseneck Mounting Kit

- Unpainted - full fabrication required
- Frame mounting hardware included
- Fits folding gooseneck hitches

Part #	Description	List Price
RHI-1	Universal Mounting Kit	\$ 155.95





B&W Turnover Ball™ Gooseneck Hitch

- Hitch installs completely under the pickup's bed
- Uses existing holes in frame
- No welding or bed removal
- Requires only a 4" hole in the bed
- 2 5/16" ball, safety chain brackets & mounting hardware included
- 30,000 lbs gross trailer weight
7,500 lbs vertical tongue weight
- Limited lifetime warranty

BW-1016



BW-1384



BW-1116



BW-8030 - Hitch Helper
Dealer Cost - \$ 66.95

- Secures hitch center section during installation
- Put hitch pin thru lifting bracket & slowly draw the center section into place

Part #	Year	Model	List Price
Chevrolet & GMC Full-Size Pickups			
🇺🇸 BW-1019	2019-22	1500 Trucks - Excludes 2019 LD/Limited & Trucks with CarbonPro Bed	\$ 620.95
🇺🇸 BW-1057	2007-18	1500 Short Bed Trucks with Fully Boxed Frame 2019 LD/Limited Trucks	620.95
🇺🇸 BW-1007	2007-18	1500 Long Bed Trucks with Fully Boxed Frame	620.95
🇺🇸 BW-1059	1999-07	1500 & 2500 Light Duty Trucks (Tube Frame Changing to C-Channel Before Axle)	620.95
🇺🇸 BW-1020	2020-22	2500 & 3500 - Excludes Trucks with CarbonPro Bed	749.95
🇺🇸 BW-1016	2016-19	2500 & 3500 Trucks	620.95
🇺🇸 BW-1012	2011-15	2500 & 3500 Trucks	620.95
🇺🇸 BW-1067	2001-10	2500 Heavy Duty Trucks	620.95
🇺🇸 BW-1067	2007-10	3500 Trucks with 1 Bed Crossmember Over the Axle	620.95
🇺🇸 BW-1062	2001-07	3500 Trucks with 2 Bed Cross Members Over the Axle	620.95
🇺🇸 BW-1050	1999-00	2500 & 3500 Short Bed Trucks (Full C-Channel Frame)	620.95
🇺🇸 BW-1000	1999-00	2500 & 3500 Long Bed Trucks (Full C-Channel Frame)	620.95
🇺🇸 BW-1050	1988-98	1500, 2500 & 3500 Short Bed Trucks	620.95
🇺🇸 BW-1000	1988-98	GMC 1500, 2500 & 3500 Long Bed Trucks	620.95
Dodge/RAM Full-Size Pickups			
🇺🇸 BW-1319	2019-21	RAM 1500 Trucks - Excludes RAM 1500 Classic & RAM TRX Trucks	620.95
🇺🇸 BW-1309	2009-18	Dodge/RAM 1500 Trucks *Only BW-4685 and RVK3500 with Special Post work with This Hitch	620.95
🇺🇸 BW-1316	2002-08	Dodge 1500 Trucks - Excludes Mega-Cab	620.95
🇺🇸 BW-1308	2006-12	Dodge/RAM 1500, 2500, & 3500 Mega-Cab Trucks	620.95
🇺🇸 BW-1320	2019-22	RAM 2500 & 3500 Trucks *Call for special drilling template 2021 or 2022	620.95
🇺🇸 BW-1384	2014-18	RAM 2500 Trucks	620.95
🇺🇸 BW-1308	2013	RAM 2500 Mega-Cab Trucks	620.95
🇺🇸 BW-1308	2013	RAM 2500 Gas Engine Trucks	620.95
🇺🇸 BW-1313	2013	RAM 2500 Diesel Engine Trucks	620.95
🇺🇸 BW-1314	2013-18	RAM 3500 Trucks	620.95
🇺🇸 BW-1308	2010-12	RAM 2500 & 3500 Gas Engine Trucks	620.95
🇺🇸 BW-1313	2010-12	RAM 2500 & 3500 Diesel Engine Trucks	620.95
🇺🇸 BW-1313	2003-09	Dodge 2500 & 3500 Trucks	620.95
🇺🇸 BW-1394	1994-01	Dodge 1500 Trucks	620.95
🇺🇸 BW-1394	1994-02	Dodge 2500 & 3500 Trucks	620.95
Ford Full-Size Pickups			
🇺🇸 BW-1121	2015-22	F-150 Trucks - Excludes Raptor & 2019-2020 F150 Limited	620.95
🇺🇸 BW-1104	2004-14	F150 Trucks - Excludes 2004 F150 Heritage Edition (See Listing Below)	620.95
🇺🇸 BW-1197	1997-03	Ford F150 without Air Bag Overloads & Light Duty F250 Trucks, & 2004 F150 Heritage Edition	620.95
🇺🇸 BW-1116	2017-22	F250 & F350 Trucks & Ford F450 with Factory Installed Bed	749.95
🇺🇸 BW-1111	2011-16	F250 & F350 Trucks & Ford F450 with Factory Installed Bed	620.95
🇺🇸 BW-1108	1999-10	F250 & F350 Trucks	620.95
🇺🇸 BW-1108	2008-10	F450 with Factory Installed Bed	620.95
🇺🇸 BW-1150	1980-96	F150 Trucks	620.95
🇺🇸 BW-1110	1980-98	F250 & F350 without Overload Springs - Excludes Light Duty F250	620.95
🇺🇸 BW-1100	1980-98	F250 & F350 with Overload Springs (Requires Drilling into Frame)	620.95
Nissan Pickups			
🇺🇸 BW-1217	2017-18	Titan XD Model S Trucks	620.95
🇺🇸 BW-1208	2004-19	Titan - Excludes Titan XD Trucks	620.95
Toyota Pickups			
🇺🇸 BW-1257	2007-22	Tundra Trucks *Only BW-4585 & RVK3500 with Special Post Work with This Hitch	620.95
🇺🇸 BW-1251	2000-06	Tundra Trucks	620.95
Universal			
🇺🇸 BW-1500	All	Flatbed Kit 6" x 8" - 1/2" Plate - 1/8" Socket Top Stick Out - Requires Welding for Installation	264.95

(1) Requires drilling 2 holes (2) BW-4085 extender recommended on 4 door Short bed (3) Ball cannot be turned over for storage. (4) No accessories except BW-4585 extender & RVP-3521 Companion fifth wheel adapter can be used with this hitch (5) No accessories except BW-4685 extender & RVP-3521 Companion fifth wheel adapter can be used with this hitch

B&W Companion™ Fifth Wheel Hitches

- Easily convert from a hitch to a level bed in minutes
- Requires no mounting rails, attaches to turnover ball™ gooseneck base
- 1" Thick wrap around locking jaws for worry-free pin connection
- Three vertical adjustments from 16 1/2" to 18 1/2"
- Three positions giving you 4" of horizontal adjustment
- Plastic feet fit truck bed recesses
- Patented hydraulic dampener permitting a controlled 7 degree side to side tilt
- Vibration dampening polyurethane bushings for a quiet ride



BW-3500

Part #	Description	List Price
BW-3500 ◆	Companion 5th Wheel Hitch - 20,000 lbs GVW, 5,000 lbs VTW	\$ 1133.95

Note: Companion fifth wheel ships by truck only - no UPS, Fed Ex or Spee-Dee
Do not use with Reese Sidewinder pin box couplers

B&W Companion™ with Slider

- Same features as original companion plus a slider - 20,000 lbs GVW, 5,000 lbs VTW
- Provides 12" of rearward travel & auto-latches in both directions
- Three vertical height adjustments, 17", 18" & 19"
- Requires no mounting rails, attaches to turnover ball™ gooseneck base



BW-3405

Part #	Description	List Price
BW-3405 ◆	Companion 5th Wheel Slider	\$ 1846.95

Note: Companion fifth wheel ships by truck only - no UPS, Fed Ex or Spee-Dee

B&W Companion™ for Ford OEM Platform

- Fits Reese 4-point mounting systems factory installed in Ford F-series
- 3 vertical adjustments - 16.75" To 18.75"
- 2" of front-to-back adjustment with 2 coupler positions
- All other features same as above



BW-3300

Part #	Description	List Price
BW-3300 ◆	20K Companion Fifth Wheel Hitch with 4-Point Attachment - 20,000 lbs GVW, 5,000 lbs VTW	\$ 1173.95
BW-3370 ◆	20K Companion with Slider & 4-Point Attachment - 20,000 lbs GVW, 5,000 lbs VTW	2030.95
BW-3305 ◆	25K Companion Fifth Wheel - 25,000 lbs GVW, 6,250 lbs VTW	1599.95

B&W Companion™ for RAM OEM Platform

- Fits factory 4-point mounting systems in RAM 2500 & 3500 pickups
- 3 Vertical adjustments - 17.5" to 19.5"
- 3.75" of front-to-back adjustment with 3 coupler positions
- Other features same as above



BW-3370

Part #	Description	List Price
BW-3600 ◆	25K Companion Fifth Wheel Hitch with 4-Point Attachment 25,000 lbs GVW, 6,500 lbs VTW	\$ 1599.95
BW-3670 ◆	20K Companion with Slider & 4-Point Attachment 20,000 lbs GVW, 5,000 lbs VTW	2030.95

B&W Companion™ for GMC OEM Platform

- Fits factory 4-point puck systems in Chevy & GMC 2500 HD & 3500 HD
- 3 vertical adjustments - 16.75" to 18.75"
- Other features same as above



BW-3600

Part #	Description	List Price
BW-3710 ◆	2020-22 GMC 20K Companion Fifth Wheel Hitch with 4-Point Attachment 20,000 lbs GVW, 5,000 lbs VTW	\$ 1173.95
BW-3715 ◆	2020-22 GMC 25K Companion Fifth Wheel Hitch with 4-Point Attachment 25,000 lbs GVW, 6,250 lbs VTW	1599.95
BW-3775 ◆	2020-22 GMC 20K Companion with Slider & 4-Point Attachment 20,000 lbs GVW, 5,000 lbs VTW	2030.95
BW-3700 ◆	2016-19 GMC 20K Companion Fifth Wheel Hitch with 4-Point Attachment 20,000 lbs GVW, 5,000 lbs VTW	1173.95
BW-3705 ◆	2016-19 GMC 25K Companion Fifth Wheel Hitch with 4-Point Attachment 25,000 lbs GVW, 5,000 lbs VTW	1599.95
BW-3770 ◆	2016-19 GMC 20K Companion with Slider & 4-Point Attachment - 20,000 lbs GVW, 5,000 lbs VTW	2030.95



BW-3700

Companion Fifth Wheel Hitches Cannot Be Used with Reese Sidewinder Pin Box Couplers

B&W Gooseneck Ball Kits for OEM Underbody Prep Package

- Each kit contains 2 5/16" ball, safety chain anchors, rubber plug & case
- Kits to fit Ford, GMC, Nissan & RAM
- Handy carrying case for storage
- Ball handle locks in horizontal position to prevent unlatching

Part #	Description	List Price
BW-2061	Ball Kit - Fits Ford, GMC & Nissan OEM Prep Packages	\$ 389.95
BW-2062	Ball Kit - Fits RAM OEM Prep Package	389.95



B&W Turnover Ball™ Extenders & Accessories

- Extender increases clearance between truck cab & nose of trailer
- Adds 4" of turning clearance
- Plug keeps debris out when not in use



Part #	Description	List Price
BW-4085	Extender - 2 5/16" Ball - 20,000 lbs GTW, 5,000 lbs GVW (1)	\$ 213.95
BW-4585	Extender - Same As Above - Use Only with BW-1257	203.95
BW-4685	Extender - Same As Above - Use Only with BW-1309	203.95
BW-2000	Replacement 2 5/16" Ball - 30,000 lbs GTW (2)	146.95
BW-2005	Replacement 2 5/16" Ball - 30,000 lbs - Used on BW-1309	146.95
BW-2006	Replacement 2 5/16" Ball - 30,000 lbs - Used on BW-1257	146.95
BW-2025	Optional 3" Ball - 30,000 lbs GTW (2,3)	241.95
BW-2050	High-Rise 2 5/16" Ball - 20,000 lbs GTW (2,3)	202.95
BW-1600	Safety Chain U-Bolt Kit - U-Bolts & Springs - No Chains	57.95
BW-4000	Kingpin (2,3) - 8" Diameter Plate, 2" Diameter Kingpin	213.95
BW-4025	Inverted Ball (2,3) - Accepts 2 5/16" Ball	213.95
BW-4HS	Hole Saw - 4" Diameter	44.95
BW-8030	Hitch Helper - Helps with the Installation of B&W & Other Brands of Underbed Goosenecks	66.95

(1) Used on All Styles except BW-1257 & BW-1309 (2) Cannot be used on BW-1257 or BW-1309
 (3) cannot be stored inverted in gooseneck head when not in use



Curt Cushion Hitch Gooseneck Rockerball

- Cushioned isolator improves ride comfort for animals and passengers
- Tested for safety to meet SAE J2638 specifications
- Offset pin dampens vertical chocking & fore-aft motion during starts & stops
- Virtually maintenance-free with no airbag or bearings to service

Part #	Description	List Price
CM-60654	Cushion Hitch Gooseneck Ball - Ball Size 2 5/16" - GTW 30,000 lbs - Vertical Load 7,500 lbs	\$ 328.95

Note: Patent Pending (May 2022)

Curt Double Lock EZr Gooseneck Hitches

- Sold as complete kits with 2 5/16" ball, safety chain loops & hardware
- Rated 30,000 lbs GTW, 7,500 lbs TW
- Double locking pins for superior trailer & hitch ball security
- Flip-and-store ball keeps truck bed free of obstructions
- Chrome plated trim ring & rubber hole cover provide a finished look
- Limited lifetime warranty



Part #	Year	Model	List Price
Chevrolet & GMC Full-Size Pickups			
CM-60690	2020-22	All 2500 HD & All 3500 HD Excluding Cab & Chassis	\$ 955.95
CM-60680	2011-19	2500 & 3500 HD - Short & Long Bed	909.95
CM-60681	2001-10	2500 & 3500 HD - Short & Long Bed	918.95
Dodge / RAM Full-Size Pickups			
CM-60682	2003-13	2500 - Short & Long Bed	918.95
CM-60682	2003-12	3500 - Short & Long Bed	918.95
Ford Full-Size Pickups			
CM-60683	2011-16	F-250 & F-350 Super Duty - Short & Long Bed	918.95
CM-60685	1999-10	F-250 & F-350 Super Duty - Short & Long Bed	918.95

All above will not fit cab & chassis models

Curt OEM-Style Gooseneck Hitches

- Patented 2 5/16" ball eliminates the need for a handle in wheel well
- Tested for safety to SAE J2638
- No drilling except ball hole in bed
- Rated 30,000 lbs GTW, 7,500 lbs TW
- Sold as complete kits with 2 5/16" ball, safety chain loops & hardware
- Limited lifetime warranty



Part #	Year	Model	List Price
Chevrolet & GMC Full-Size Pickups			
CM-60642	2020-22	2500 & 3500 HD - Short & Long Bed (1)	\$ 1025.95
Dodge / RAM Full-Size Pickups			
CM-60633	2019-22	2500 & 3500 - Short & Long Bed (2)	705.95
CM-60614	2014-18	2500 - Short & Long Bed	829.95
CM-60626	2013-18	3500 - Short & Long Bed	829.95
Ford Full-Size Pickups			
CM-60700	2017-22	F-250 & F-350 Super Duty - Short & Long Bed	1037.95

All above will not fit cab & chassis models (1) Rated 32,500 lbs GTW - 8,125 lbs TW (2) Rated up to 35,000 lbs GTW

Curt Gooseneck to Fifth Wheel Adapter Plates



- Accepts fifth wheel with industry-standard rail mounting base
- Use with fifth wheel up to 20,000 lbs
- Limited lifetime warranty

Part #	Description	List Price
CM-16220	Fits Curt Double Lock Goosenecks - Use with CM-60680, CM-60681, CM-60682, CM-60683 & CM-60685 - Round Shank	\$ 1005.95
CM-16310	Fits B&W Turnover Ball Goosenecks - Square Shank	1005.95



CM-16220

Draw-Tite Remov-A-Ball® Gooseneck Hitch Head

- Removable 2 5/16" heat treated zinc plated ball - 2 1/4" diameter shank
- Retractable safety chain loops
- Spring loaded chrome sliding pin
- Magnetic cover protects ball hole & activating lever slot when not in use
- Lockable to prevent ball theft (lock not included)
- Requires 12 1/4" x 6 1/4" hole

Part #	Description	Capacity	Vertical Load	List Price
DT-6300	2 5/16" Remov-A-Ball Gooseneck Hitch Head	30,000 lbs	7,500 lbs	\$ 607.95
Optional Parts for Remov-A-Ball Hitch Head				
DT-5973	Replacement 2 5/16" Ball Only - 2 1/4" Shank Diameter			140.95
DT-6308	Replacement U-Bolt Safety Chain Kit - 1 Pair U-Bolts, Springs & Hardware			104.95
DT-6467	Installation Template - Stainless Steel			58.95
DT-5983	Replacement Magnetic Cover - 5 1/2" x 7 1/2"			28.95

Note: Cannot be used to mount 9480 hi-rise fifth wheel conversion hitch



DT-6300



DT-5983

Draw-Tite Fold Down Gooseneck Hitch Head

- Fold down design allows full use of truck bed when not towing
- Includes forged, heat treated 2 5/16" chrome ball & mounting hardware
- Requires 12 5/8" x 6 1/4" hole
- Retractable safety chain loops
- Takes only seconds to raise or lower the ball into position
- Black powder coat finish

Part #	Description	Capacity	Vertical Load	List Price
8339	2 5/16" Fold Down Gooseneck Hitch Head	25,000 lbs	6,250 lbs	\$ 459.95
Optional Parts for Fold Down Hitch Head				
DT-6308	Replacement U-Bolt Safety Chain Kit - 1 Pair U-Bolts, Springs & Hardware			104.95



Reese Pop-In™ Ball Kits for OEM Factory Installed Puck Systems

- 2 5/16" chrome plated pop-in ball
- Ball rated 30,000 lbs Capacity
- Hole cover keeps pop-in ball sleeve free from dirt & debris
- Includes pop-in ball, (2) safety chain attachments, cover & storage bag

Part #	Description	List Price
30888	2013-22 RAM 2500 & 3500 Pop-In Ball Kit	\$ 610.95
★ 30948	GM Pop-In Ball Kit	384.95
30887	Replacement Safety Chain Attachment for RAM - Single	172.95



Rigid Hitch Gooseneck Plate

- Fits most popular fifth wheel rails
- 2 5/16" ball is welded 2" off-center on the plate - reverse plate to adjust ball placement fore & aft in bed
- Safety chain slots cut into plate
- 25,000 lbs GTW / 6,250 lbs TW
- Includes attaching pins & clips
- Black powder coat finish

Part #	Description	List Price
RGP-001	2 5/16" Rigid Hitch Gooseneck Plate - Black Powder Coat	\$ 257.95

Fifth Wheel Rails & Installation Kits Sold Separately (See Pages 132 to 136)



Weight Distribution, Gooseneck & Fifth Wheel

Curt Gooseneck Plates



- Fits most popular fifth wheel rails
- 2 5/16" Hitch ball on both models
- Includes attaching pins & clips
- Ball on CM-16055 is offset 3" - reverse plate to adjust fore & aft
- 25,000 lbs GTW / 6,250 lbs TW

Part #	Description	List Price
CM-16055	Bent Plate Gooseneck Hitch - Black Powder Coat	\$ 373.95
CM-16085	"Spyder" Gooseneck Hitch - Black Powder Coat	566.95

Fifth Wheel Rails & Installation Kits Sold Separately (See Pages 132 to 136)

Reese Gooseneck Plates



- Uses same rails as Reese 5th wheel
- Safety chain slots cut into plate
- Includes attaching pins & clips
- 2 5/16" ball is mounted 2" off-center on plate for fore & aft adjustment
- 25,000 lbs GTW / 6,250 lbs TW

Part #	Description	List Price
49080	2 5/16" Reese Gooseneck Plate - Black Powder Coat	\$ 442.95
58079	"The Goose" Gooseneck Plate - Black Powder Coat	658.95

Fifth Wheel Rails & Installation Kits Sold Separately (See Pages 132 to 136)

Mounting Pins and Clips



- CM-16902 4 sets of pins with clips works with most 5th wheel rails
- 58467 4 sets of pins with clips SAE J638 compliant

Part #	Description	List Price
CM-16902	Curt Pull Pin Kit - 4 Sets - 1/2" Diameter Pins - Yellow Zinc Finish	\$ 24.95
58467	Reese Mounting Pins and Clips - 4 Sets - SAE J638 Compliant	81.95

Curt Fifth Wheel Hitch Lock



- Locks fifth wheel hitch to base rails
- Extra-long 1/2" diameter pin
- Sleek design for maximum security
- Aluminum housing & rubber dust cap

Part #	Description	List Price
CM-23256	Fifth Wheel Hitch Lock - 1 Lock Assembly	\$ 73.95

Reese Fifth Wheel Base Rail Lock



- 1/2" diameter bent pin style lock secures fifth wheel to base rail
- Takes the place of 1 attaching pin
- Push-to-lock style lock for easy installation & removal
- Rubber cover protects lock keyway

Part #	Description	List Price
63254	Fifth Wheel Base Rail Lock - 1 Lock Assembly	\$ 32.95

Reese Chain Brackets for Fifth Wheel Base Rails



- Fits Reese & most other mounting rails
- Attaching pins & clips included
- Rated 18,000 lbs GTW
- Black powder coat finish

Part #	Description	List Price
50223	Gooseneck Safety Chain Bracket Kit - One Pair	\$ 230.95

Trimax Fifth Wheel Kingpin Lock



- High security pick resistant lock with 3 tubular keys included
- Slide lock up to cover hitch pin, push in lock head & turn the key

Part #	Description	List Price
★ TFW60	Yellow Rugged Ultra Tough Alloy Construction Kingpin Lock - Fits 2" Diameter Kingpins -	\$ 65.95
★ TFW80HD	Red Heavy Duty Hardened Steel Kingpin Lock - Fits 2" Diameter Kingpins	85.95

Deadbolt Fifth Wheel Kingpin Lock



- Housing constructed of aircraft aluminum - has built-in finger grips
- Housing is yellow for increased visibility & includes "dogbone" lock
- Completely surrounds 2" fifth wheel kingpin & prevents hitch attachment
- Lock has rubber grips for easy lock & unlock - Made in USA

Part #	Description	List Price
★ DB-KPL	Kingpin Lock - Fits 2" Diameter Kingpins	\$ 36.95

East Iowa Plastics Fifth Wheel Graphite Lube Liner™

- Greaseless alternative for transportation efficiency
- Product life depends on individual circumstances of equipment usage and maintenance
- Plastic disc with infused Graphite
- The safety catch should continue to be lubricated as part of normal servicing procedures



Part #	Description	Diameter	List Price
★ LLG10	Fifth Wheel Lube Disc - White - 3/16" Thick	10"	\$ 42.95
★ LLG10-5	5 Pack of Fifth Wheel Lube Disc - White - 3/16" Thick	10"	214.95

Husky Fifth Wheel Lube Discs

- The easy way to prevent friction without messy grease
- Both models fit 2 7/8" kingpin only
- Protects fifth wheel plate & pin box from wear while towing
- No drilling - locks on to kingpin



Part #	Description	Diameter	List Price
33862	Fifth Wheel Lube Disc - White - 3/16" Thick	8"	\$ 9.95
34914	Fifth Wheel Lube Disc - White - 3/16" Thick	10"	12.95
32256	Fifth Wheel Lube Disc - White - 3/16" Thick	12"	13.95

Reese Fifth Wheel Lube Plates

- Teflon™ disc eliminates messy grease to lubricate your fifth wheel hitch
- Models to fit all brands of fifth wheels including Reese Titan 16k & 20k
- Large surface provides extra protection for fifth wheel & pin box
- Reese Titan series lube plates include attaching hardware



Part #	Description	Diameter	List Price
83002	Fifth Wheel Lube Plate - White - 3/16" Thick	10"	\$ 16.95
83001	Fifth Wheel Lube Plate - for Reese 20K & Elite Series Fifth Wheels - White - 3/16" Thick	12"	18.95

Husky KW Series Fifth Wheels for Ford, GMC & RAM OEM Prep Packages

- Designed tolerances for less noise
- Foam grip handle for easy operation
- Safety indicator for safe hook-up
- Slide bar or wrap-around jaw heads
- No need to manually open jaw for kingpin hook-up - self-locking
- Fully articulating head
- Improved cross member design with castle nut pivot pin
- Zinc plated fasteners & socket head fasteners for superior strength
- Meets SAE J2638 fifth wheel standards
- Limited 10 year warranty (90 day warranty on commercial use)



Part #	Description	List Price
2016-19 Chevrolet/GMC 2500 & 3500 HD with OEM Prep Package		
33151	16K Fifth Wheel with Slide Bar - Rated 16,000 lbs GTW / 4,000 lbs Gross Pin Weight	\$ 1199.95
2016-19 Chevrolet/GMC 2500 & 3500 HD with OEM Prep Package		
33152	16K Fifth Wheel with Wrap-Around Jaw - 16,000 lbs GTW / 4,000 lbs Gross Pin Weight	1289.95
33153	26K Fifth Wheel with Wrap-Around Jaw - 26,000 lbs GTW / 4,000 lbs Gross Pin Weight	1199.95
2013-22 Dodge/RAM 2500 with OEM Prep Package		
33012	16K Fifth Wheel with Slide Bar - Rated 16,000 lbs GTW / 4,000 lbs Gross Pin Weight	1199.95
33011	16K Fifth Wheel with Wrap-Around Jaw - 16,000 lbs GTW / 4,000 lbs Gross Pin Weight	1459.95
33021	26K Fifth Wheel with Wrap-Around Jaw - 26,000 lbs GTW / 4,000 lbs Gross Pin Weight	961.95
2013-22 Dodge/RAM 3500 with OEM Prep Package		
33021	26K Fifth Wheel with Wrap-Around Jaw - 26,000 lbs GTW / 4,000 lbs Gross Pin Weight	961.95
2012-22 Ford F-250 & F-350 Super Duty with OEM Prep Package		
33018	16K Fifth Wheel with Slide Bar - Rated 16,000 lbs GTW / 4,000 lbs Gross Pin Weight	1049.95
2011-22 Ford F-250, F-350 & F-450 Super Duty with OEM Prep Package		
33013	16K Fifth Wheel with Wrap-Around Jaw - 16,000 lbs GTW / 4,000 lbs Gross Pin Weight	1272.95
33017	26K Fifth Wheel with Wrap-Around Jaw - 26,000 lbs GTW / 4,000 lbs Gross Pin Weight	1149.95

Husky GMC OEM Fifth Wheel Adapters for Husky 16K Fifth Wheel

- Fits 2016-19 Chevy & GMC 2500 & 3500 pickups with OEM prep package
- Rated 16,000 lbs GTW, 4,000 lbs pin weight
- Durable powder coat & zinc plating
- Use only with 16k Husky fifth wheels, rollers & gliders



Part #	Description	List Price
33056	GMC OEM Fifth Wheel Adapters - Husky 16K Hitches <u>Only</u>	\$ 379.95

Husky 16K Fifth Wheel Hitches

- Side to side & front to back pivot for easy hook up
- Fore & aft adjustments on uprights for proper over the axle placement
- Visual aid on handle assures kingpin is positively locked into head
- Yellow zinc fasteners & great looking hammered gray finish
- Heads feature slide bar or wrap around style pin retention system
- Head, uprights, slider & base rails sold separately - 5 year warranty



Part #	Description	List Price
Complete 16K Fifth Wheels (Head, Center Section & Uprights or Slider)		
31664	16K Fifth Wheel & 31314 Uprights - Slide Bar Style	\$ 829.95
32354	16K Fifth Wheel & 32220 Slider - Slide Bar Style	1199.95
31666	16K Fifth Wheel & 31314 Uprights - Wrap Around Style	1029.95
32392	16K Fifth Wheel & 32220 Slider - Wrap Around Style	1380.95
31667 ♦	16K Fifth Wheel & 32042 Slider - Wrap Around Style	1750.95
Components Below Sold Separately		
31313	16K Hitch Head & Center Section - Slide Bar Style	599.95
31326	16K Hitch Head & Center Section - Wrap Around Style	861.95
31314	16K Fifth Wheel Uprights Only - Not Required with Slider	164.95
32220	16K Fifth Wheel Slider - 9" Travel - Requires 32059 Kit	599.95
32042	10-26K Fifth Wheel Slider - "No-Bind" - 10" Travel	885.95
32059	Center Bolt Kit - Used to Install 32220 Slider Above	46.95

Rails & installation kits sold separately - see below

Husky 26K Fifth Wheel Hitches

- Same great features as above - head features
- Meets or exceeds SAE J2638 testing standards - 10 year warranty
- wrap-around jaw system



Part #	Description	List Price
Complete 26K Fifth Wheels (Head, Center Section & Uprights Or Slider)		
31668	26K Fifth Wheel & 31325 Uprights - Wrap Around Style	\$ 865.95
31690 ♦	26K Fifth Wheel & 32042 Slider - Wrap Around Style	1530.95
Components Below Sold Separately		
31318	26K Fifth Wheel Hitch Head & Center Section	579.95
31325	26K Fifth Wheel Uprights Only - Not Required with Slider	239.95
32042	Husky 10-26K Fifth Wheel Slider - "No-Bind" - 10" Travel	885.95

Rails & installation kits sold separately - see below

Fifth Wheel Rails & Custom Install Brackets

- Base rails can be mounted using 4-bolt or 10-bolt installation kits
- Most popular models shown here - other models available by request



Part #	Description	List Price
Rail & Hardware Kits for 16K & 26K Models - Sold Separately		
30686	16K or 26K Fifth Wheel Rails - Rails Only, No Hardware	\$ 151.95
31563 *	4-Bolt Base Rail Installation Kit - Universal Brackets & Hardware - Will Not Fit Trucks with Boxed Frames	142.95
31622 *	10-Bolt Base Rail Installation Kit - Universal Brackets & Hardware - Will Not Fit Trucks with Boxed Frames	124.95
Custom Fit Brackets Only - Use with 30686 Rails Above		
31852	2011-19 Chevy & GMC 2500 & 3500 - 6.5 & 8 ft Bed	301.95
31397	2001-10 Chevy & GMC 2500 & 3500 - 6.5 & 8 ft Bed	304.95
31413	2003-12 Dodge RAM 2500 & 3500 - 6.5 & 8 ft Bed	214.95
31408	2008-16 Ford F-250, 350 & 450 Super Duty - 6.5 & 8 ft Bed	269.95
Complete Custom Fit Bracket Kits with 30686 Rails Included		
31852-86	2011-19 Chevy & GMC 2500 & 3500 - 6.5 & 8 ft Bed	463.95
31397-86	2001-10 Chevy & GMC 2500 & 3500 - 6.5 & 8 ft Bed	484.95
31413-86	2003-12 Dodge RAM 2500 & 3500 - 6.5 & 8 ft Bed	391.95
31408-86	2008-16 Ford F-250, 350 & 450 Super Duty - 6.5 & 8 ft Bed	442.95

* Above hitches can also be used with custom fit brackets and Reese rails on pages 132-136 - do not mix brands of brackets & rails

Reese 16K Fifth Wheel Hitches

- Side to side & front to back pivot
- Two jaw locking system
- Adjusts from 15" to 18"
- Pin weight capacity - 4,000 lbs
- New leg design & up-rated capacity
- Now with limited lifetime warranty



Part #	Description	Capacity	List Price
30047	Fifth Wheel Hitch Only	16,000 lbs	\$ 994.95
30051	Fifth Wheel Hitch & 30048 Kwik-Slide™	16,000 lbs	1593.95

Rails & Installation Kits Sold Separately - See Pages 132 to 136

Reese Fifth Wheel Sliders

- 30048 use with 15k, 16k & 20k Reese fifth wheels - offers 10" of travel
- 50024 use with 20k Reese fifth wheels - offers 12" of travel
- Operation from either side of unit
- For use on short bed pickups
- Mounts in Reese & Draw-Tite rails



Part #	Description	List Price
30048	Kwik-Slide™ Square Tube Fifth Wheel Slider Only	\$ 794.95
50024 *	Round Tube Fifth Wheel Slider Only (See Note Below)	1090.95

Rails & Installation Kits Sold Separately - See Pages 132 to 136

* Will not fit old style hitches with 29" rail pin width

Reese 30K Low Profile Fifth Wheel Hitch

- Designed for medium duty conversion trucks - surface mounted
- Side-tilt design for easy hook-up on uneven ground
- Cannot be used with 30035 rail kit
- Adjusts from 9 1/2" to 12 1/2"
- Mounts directly to truck frame
- Now with limited lifetime warranty



Part #	Description	Capacity	List Price
30054	30K Low Profile Fifth Wheel Hitch	30,000 lbs	\$ 3257.95

Reese Fifth Wheel Service Parts

Part #	Description	List Price
58055	Replacement Handle Kit - Fits Reese 30031, 30032, 30033, 30034, 30046, 30047, 30051 & 30054 Fifth Wheel Hitches	\$ 79.95
58089	Reese 30047 Fifth Wheels Rubber Bumper Kit	15.95
58161	Reese 30048 Kwik-Slide™ Replacement Handle Kit	22.95
30055	Fifth Wheel Cover - Vinyl - Will Not Fit 22K, 30K or Elite	125.95
30579	Actuating Rod - Fits Reese 30033, 30046, 30047 & 30051	71.95
30776	Handle Spring - Fits All 1990-Current Reese 5th Wheels	19.95
63254	Base Rail Lock - Secures Fifth Wheel to Base Rail	32.95



Many More Service Parts Available - See Our Website, RigidHitch.com

Adapters for Reese Elite, Ford & RAM OEM Under-Bed Rail Kits

- R-30156 mounts to Elite™ rail kits 30126, 30852, 30868 or 2011-22 Ford OEM rails
- R-30154 mounts to 2014-22 RAM 2500 & 2013-20 3500 OEM under-bed systems
- Built-in handles for easy removal
- Both accept Reese 15k, 16k & 20k standard fifth wheel hitches
- SAE J2638 fatigue & static tested
- Won't touch or scratch truck bed
- Limited lifetime warranty



Part #	Description	Capacity	List Price
R-30156	Adapter for Elite & Ford OEM Rail Kits	20,000 lbs	\$ 838.95
R-30154	Adapter for RAM OEM Under-Bed Systems	25,000 lbs	1019.95



Reese M5 20K, 27K, & 32K Fifth Wheels for Pickups with Factory OE Rail System

- High-pin lockout feature assures proper engagement of kingpin
- Always "ready-to-receive Talon™" jaw means no leaving cab to open hitch
- 20% greater landing area, fully articulating head with v-notch
- Shock dampening, tighter tolerances & tighter connection Talon™ jaw
- Offset head provides ideal clearance between trailer & truck cab
- 3 optimal height adjustments - 14" to 20"
- Limited lifetime warranty



Passes SAE J2638 testing standards & backed by a limited lifetime warranty

Part #	Description / Application	Pin Weight / GTW	List Price
20K M5 Fifth Wheel			
★ 30938 ◆	2020-22 Chevy/GMC 2500/3500 HD 20K M5 Fifth Wheel	5,000 lbs / 20,000 lbs	\$ 1925.95
30890 ◆	2016-19 Chevy/GMC 2500/3500 HD 20K M5 Fifth Wheel	5,000 lbs / 20,000 lbs	1925.95
30918 ◆	2014-21 RAM 2500 2014-22 RAM 3500 20K M5 Fifth Wheel	5,000 lbs / 20,000 lbs	1925.95
30921 ◆	2011-22 Ford F-250/350/450 Super Duty 20K M5 Fifth Wheel	5,000 lbs / 20,000 lbs	1925.95
30928 ◆	20K M5 Fifth Wheel - Fits Standard Base Rails	5,000 lbs / 20,000 lbs	1925.95
30884	20K M5 Center Section		886.95
30926	Standard Base Rails M5 Fifth Wheel Leg Kit - 20K - Pair		599.95
27K M5 Fifth Wheel			
★ 30939 ◆	2020-22 Chevy/GMC 2500/3500 HD 27K M5 Fifth Wheel	6,750 lbs / 27,000 lbs	2119.95
30895 ◆	2016-19 Chevy/GMC 2500/3500 HD 27K M5 Fifth Wheel	6,750 lbs / 27,000 lbs	2119.95
30919 ◆	2014-22 RAM 2500 2014-22 RAM 3500 27K M5 Fifth Wheel	6,750 lbs / 27,000 lbs	2119.95
30922 ◆	2011-22 Ford F-250/350/450 Super Duty 27K M5 Fifth Wheel	6,750 lbs / 27,000 lbs	2119.95
30929 ◆	27K M5 Fifth Wheel - Fits Standard Base Rails	6,750 lbs / 27,000 lbs	2212.95
30894	27K M5 Center Section		861.95
★ 30937	2020-22 GMC OE Rail System M5 Fifth Wheel Leg Kit - Pair - 27K Capacity		599.95
30889	2016-19 GMC OE Rail System M5 Fifth Wheel Leg Kit - Pair - 27K Capacity		599.95
30917	2013-22 RAM OE Rail System M5 Fifth Wheel Leg Kit - Pair - 27 K Capacity		599.95
30923	Ford OE Rail System M5 Fifth Wheel Leg Kit - Pair -27 Capacity		599.95
32K M5 Fifth Wheel			
★ 30932	32K M5 Center Section		949.95
★ 30942	2020-22 Chevy/GMC OE 2500/3500 HD M,5 Fifth Wheel Leg Kit - Pair - 32K Capacity		729.95
20K, 27K & 32K M5 Fifth Wheel			
30892	M5 Fifth Wheel Head Assembly		659.95

Reese J2638 Compliant Fifth Wheel Rail Kits

- Rails are wider (48") & mounting points are outside the truck frame
- The only SAE J2638 compliant rails
- Installation kits are sold as complete units - brackets & rails
- Grade 8 mounting hardware included



Part #	Description	List Price
Chevrolet & GMC Full-Size Pickups		
56015-53	2019-22 Silverado/Sierra 1500 - New Body - Except 8 ft Bed	\$ 915.95
56007-53	1999-18 Silverado/Sierra 1500 LD, 1999-04 2500 LD - All Beds No Magneride Suspension (Also 2019 "LD" Old Body Style)	995.95
56007-53	2001-06 Silverado/Sierra HD - 6.6 ft Bed	995.95
56001-53	2011-19 Silverado/Sierra 2500 & 3500 HD - 6.6 & 8 ft Bed	857.95
56007-53	2001-10 Silverado/Sierra 2500 & 3500 HD - 6.6 & 8 ft Bed	995.95
Dodge/RAM Full-Size Pickups		
56018-53	2019-22 1500, 2 & 4 WD - New Body Style Except with Split Tailgate	899.95
56009-53	2014-22 2500 HD Including Mega Cab, 2 & 4 WD	863.95
56011-53	2003-13 2500 HD Including Mega Cab, 2 & 4 WD	1460.95
56021-53	2015-19 3500 HD Including Mega Cab & Dually, 2 & 4 WD. Except Models with Air/Leaf Spring Suspension or Any Models with Rambox Cargo Management System	1407.95
56011-53	2003-12 3500 HD Including Mega Cab & Dually, 2 & 4 WD	1460.95
Ford Full-Size Pickups		
56034-53	2015-22 F-150, Except Raptor - All Cabs, 5.5, 6.5 & 8 ft Bed	1007.95
56006-53	2004-14 F-150 Including Super Crew, 5.5, 6.5 & 8 ft Bed	896.95
56017-53	2017-22 F-250, 350, 450 Super Duty - Not Cab & Chassis	1001.95
56016-53	2011-16 F-250, 350, 450 Super Duty - Not Cab & Chassis	773.95
56005-53	1999-10 F-250, 350, 450 Super Duty - Not Cab & Chassis	995.95
Replacement Parts		
58467	Mounting Pins & Clips - 4 Sets - Included with 5th Wheels	81.95

Note: Above rails & brackets cannot be mixed with old style rails & brackets shown on page 132-136. These rails can be used with older model Reese, Pro Series & other makes of fifth wheel hitches. Requires 58467 pins.

B&W Patriot FifthWheel Hitches

- Solid wrap around jaws for a strong, worry-free connection
- Side to side pivot with spring cushion
- Fits all standard mounting rails - sold separately
- Easy, light weight hitch removal
- Polyurethane bushings prevent metal to metal contact - self-leveling head
- Slider model has 12" of fore & aft travel & height adjustment of 17-19"



Part #	Description	GTW Capacity	VL Capacity	List Price
BW-3200 ♦	Patriot Fifth Wheel Hitch	16,000 lbs	4,000 lbs	\$ 698.95
BW-3270 ♦	Patriot Fifth Wheel Hitch with Slider	18,000 lbs	4,500 lbs	1003.95

Mounting rails not included use rail kits & mounting brackets on page 136

Reese Fifth Wheel Mounting Rails & Bracket Kits

- Use with Reese 16k to 22k, Pro Series, B&W and other popular fifth wheels
- Rails available with & without mounting hardware & l-brackets

Part #	Description	List Price	With 30035	List Price
30035	Rails & Installation Kit* - Rails, Hardware & L-Brackets	\$ 258.95	—	—
30439	Installation Kit Only* - Hardware & L-Brackets - No Rails	229.95	—	—
58053	Replacement Mounting Pins & Clips - 4 Sets	28.95	—	—
58058	Rails Only* - No L-Brackets or L-Bracket Hardware (1)	270.95	—	—
58164	Hardware Kit Only* - No L-Brackets or Rails	124.95	—	—
58314	L-Brackets Only* - No Hardware or Rails	96.95	—	—
58166	Reinstall Kit* - Longer Bolts & Tube Spacers for Installing Older Model 30035 on 2003-10 Dodge Trucks	26.95	—	—
58208	Adapter Kit* - Chevrolet & GMC Pickups with Composite Bed	399.95	—	—
58523	Adapter Kit* - 2014-18 Dodge / RAM 1500 - Except Models with Air Suspension - Includes (4) Mounting Brackets	272.95	58523-35	\$ 589.95
58386	Adapter Kit* - 2009-18 Dodge / RAM 1500 (and 2019 Classic) Except Models with Air Suspension Or with Eco Diesel Engine - Kit Includes (4) Mounting Brackets	244.95	58386-35	611.95
58522	Adapter Kit* - 2014-22 RAM 2500 HD , Includes Mega Cab Kit Includes (2) Mounting Brackets & Hardware	125.95	58522-35	493.95
58520	Adapter Kit* - 2013-22 RAM 3500 HD , Includes Mega Cab & Dually Kit Includes (2) Mounting Brackets & U-Bolts	160.95	58520-35	508.95
58186	Adapter Kit* - 2003-12 Dodge / RAM 2500 & 3500 with Overload Springs - Kit Contains (2) Rear Brackets & Hardware	214.95	58186-35	566.95
58531	Adapter Kit* - 2015-20 Ford F-150 , Except Raptor - All Cabs, All Beds - Kit Includes (1) Mounting Bracket	132.95	58531-35	494.95
58426	Adapter Kit* - 2004-14 Ford F-150 - New Body Style Kit Contains (4) Mounting Brackets & Hardware	217.95	58426-35	566.95
58405	Adapter Kit* - 2004-15 Nissan Titan Crew Cab & King Cab Kit Contains (4) Mounting Brackets & Hardware	278.95	58405-35	654.95
58309	Adapter Kit* - 2007-21 Toyota Tundra Pickup Kit Contains Spacers & Hardware - No Brackets	103.95	58309-35	490.95



58058 includes hardware to attach rails to custom fifth wheel bracket kits. Does not include hardware to attach to universal l-brackets.

Custom fifth wheel installation brackets on next page

* Rails & hardware above are 10-bolt design (1) Hardware included with 58058 is for installation to custom brackets on next page

Deadbolt Fifth Wheel Kingpin Lock

- Housing constructed of aircraft aluminum - has built-in finger grips
- Housing is yellow for increased visibility & includes "dogbone" lock
- Completely surrounds 2" fifth wheel kingpin & prevents hitch attachment
- Lock has rubber grips for easy lock & unlock - Made in USA

Part #	Description	List Price
DB-KPL	Kingpin Lock - Fits 2" Diameter Kingpins	\$ 36.95
DB-KPL-KA	Keyed Alike Kingpin Locks - Fits 2" Diameter Kingpins	36.95



Trimax Fifth Wheel Kingpin Lock

- High security pick resistant lock with 3 tubular keys included
- Slide lock up to cover hitch pin, push in lock head & turn the key

Part #	Description	List Price
TFW60	Yellow Rugged Ultra Tough Alloy Construction Kingpin Lock - Fits 2" Diameter Kingpins -	\$ 65.95
TFW80HD	Red Heavy Duty Hardened Steel Kingpin Lock - Fits 2" Diameter Kingpins	85.95



TFW-80

B&W Fifth Wheel Rails & Custom Installation Brackets

- Custom fit fifth wheel rails & bracket kits for many popular tow vehicles
- Kits includes rails, brackets & all necessary installation hardware
- Frame brackets use existing holes in frame for no drill installation
- Use with B&W, Reese, Husky & many other popular fifth wheel brands



BW-2402



BW-2506

Part #	Description	List Price
Chevrolet & GMC Full-Size Pickups		
BW-2505 *	2020-22 Chevy & GMC 2500 & 3500 - 6 & 8 ft Bed Except trucks with CarbonPro Bed	\$ 284.95
BW-2506	2011-19 Chevy & GMC 2500 & 3500 - 6 & 8 ft Bed	284.95
BW-2500	2001-10 Chevy & GMC 2500 & 3500 - 6 & 8 ft Bed	284.95
Dodge / RAM Full-Size Pickups		
BW-2602	2014-22 Dodge RAM 2500 - 6 & 8 ft Bed	284.95
BW-2605	2013 Dodge RAM 2500 - 6 & 8 ft Bed	284.95
BW-2605	2013-20 Dodge RAM 3500 - 6 & 8 ft Bed	284.95
BW-2600	2003-12 Dodge RAM 2500 & 3500 - 6 & 8 ft Bed	284.95
Ford Full-Size Pickups		
BW-2402	2017-22 Ford F-250 & 350 Super Duty - 6 & 8 ft Bed	284.95
BW-2401	2011-16 Ford F-250 & 350 Super Duty - 6 & 8 ft Bed	284.95
BW-2400	2005-10 Ford F-250 & 350 Super Duty - 6 & 8 ft Bed	284.95

Reese Custom Fit Fifth Wheel Bracket Kits

- Reduces install time by up to 50% - fits Reese, Pro Series, B&W & most others
- Uses existing holes whenever possible
- Rail kit 58058 required with brackets - sold together or separately
- Frame mounting hardware included



50066-58



50085-58

Kits includes mounting brackets & frame attachment hardware. Available with or without rails.



58058

If installing using 10-bolt rails, hardware kit 58430 must be purchased separately to attach rails to mounting brackets.

Bracket kits cannot be used on flareside/stepsides models.

Year	Model	Bracket	List Price	With Rails	List Price
Chevrolet & GMC Full-Size Pickups					
2011-18	1500 - All Except with MagneRide Suspension (Also 2019 "LD" Models - Old Body Style)	50064	\$ 554.95	50064-58	\$ 927.95
2020-22	2500 / 3500 HD - 6 & 8 ft, Except Carbonpro Bed	CM-16429	417.95	—	—
2011-19	2500 / 3500 HD - 6 & 8 ft Bed - New Body Style	50066	426.95	50066-58	784.95
2007-10	1500 / 2500 / 3500 - 6 & 8 ft Bed - New Body Style	50064	554.95	50064-58	927.95
1999-07	1500 / 2500 / 3500 - 6 & 8 ft Bed - Classic Body	50064	554.95	50064-58	927.95
Dodge / RAM Full-Size Pickups					
2009-18	1500 - All Models (Also 2019 Classic Models)	50142	553.95	50142-58	924.95
2002-08	1500 - 6 & 8 ft Bed - All Except Mega Cab	50040	745.95	50040-58	1100.95
2006-08	1500 Mega Cab - 6 ft Bed, 2 & 4 WD	50140	567.95	50140-58	925.95
2014-18	2500 - Including Mega Cab, 2 & 4 WD	50054	351.95	50054-58	695.95
2013-22	3500 - All Models	50085	745.95	50085-58	1124.95
2003-12	2500 & 3500 - 2 & 4 WD - All Except Mega Cab & Models with Overload Springs (See Footnote 2)	50040	745.95	50040-58	1100.95
2003-12	2500 & 3500 - 2 & 4 WD Including Mega Cab - Except 2010-12 Models Having Both a Gas Engine & Overload Springs (See Footnote 2)	50140	567.95	50140-58	925.95
Ford Full-Size Pickups					
2015-20	F-150 - All, Except Raptor	50087	500.95	50087-58	890.95
2004-14	F-150 - All Models	50081	298.95	50081-58	654.95
1997-03	F-150 - 6 & 8 ft Bed (Also 2004 Heritage)	50042	567.95	50042-58	925.95
1997-99	F-250 Light Duty - 6 & 8 ft Bed	50042	567.95	50042-58	925.95
2017-22	F-250 & F-350 Super Duty - Not Cab & Chassis	50074	387.95	50074-58	680.95
2011-16	F-250, F-350 & F-450 Super Duty - Not Cab & Chassis	50026	289.95	50026-58	643.95
1999-10	F-250 & F-350 Super Duty - Not Cab & Chassis	50082	426.95	50082-58	784.95
2008-10	F-450 Super Duty Pickup - Not Cab & Chassis	50082	426.95	50082-58	784.95
Toyota Full-Size Pickups					
2007-21	Tundra - Regular, Crew Max & Double Cab	50084	509.95	50084-58	911.95
Fifth Wheel Mounting Rails - Required with Above Bracket Kits					
Fifth Wheel Mounting Rails		58058	270.95	—	—
Bolt Kit to Re-Install Rails - Included with 58058		58430	47.95	—	—

(2) Models with overload springs, use 30035 & 58186 bracket kit (see previous page)

Reese Fifth Wheel Hitches

- Adjustable height from 13" to 17"
- One-piece formed legs provide wide footprint for greater stability
- Full floating head for easy hook-up, smooth ride
- Slider provides 10" of travel
- Can be used with Reese rails & custom bracket kits - see page 134
- Has double jaw system to surround the kingpin

Part #	Description	Capacity	List Price
30119	20K 5th Wheel Hitch Head, Support & Legs	20,000 lbs	\$ 1388.95
30048	20K Fifth Wheel Slider Only		794.95

Rails & installation kits sold separately - See page 134



Demco "Recon" Slider Fifth Wheel Hitches

- The Recon Slider is the lighter weight version of traditional manual sliders
- 14" of travel & the ability to easily remove the hitch from your truck bed
- Utilizes copolymer, self-lubricating bushings
- Recon Slider can be ordered with industry standard rails or without
- For trucks with OEM puck system pair with the brackets at the bottom of this page or page 135

Part #	Description	Capacity	List Price
8550052	Recon Slider Fifth Wheel Hitch without Rails	21,000 lbs	\$ 1197.95

Rails & Installation Kits Sold Separately - See bottom of this page or page 135



Demco "Recon" Fifth Wheel Hitches

- Geometric lightweight 2-piece design
- 8550043 fits industry standard rails
- 2-Piece design for easy install
- Wrap-around jaw with lock bar for a stronger, safer towing experience
- Dual articulating head for easy hook-up & release on uneven terrain
- 3 height adjustments - 15 1/2" to 18"
- 8550045 mounts to 2 5/16" gooseneck ball
- 5 year limited warranty

Part #	Description	Capacity	List Price
8550043	Recon Fifth Wheel Hitch	21,000 lbs	\$ 874.95
Rails & Installation Kits Sold Separately - See below or page 135			
8550045	Recon Gooseneck-Ball-Mounted Fifth Wheel	21,000 lbs	1014.95
8550046	Recon Recessed Gooseneck-Ball-Mounted Fifth Wheel Hitch	21,000 lbs	1014.95



Demco Fifth Wheel Prep Brackets

- System accepts all industry standard-mount fifth wheels
- Installs in pickups equipped with OEM Fifth wheel prep package

Part #	Description	Capacity	List Price
6099	2014-22 RAM 2500 & Ram 3500	25,000 lbs	\$ 753.95
6175	2011-22 Ford F-250 & F-350 Super Duty	25,000 lbs	753.95
6194	2016-19 Chevy/GMC 2500/3500 HD with 6.5 ft Bed	21,000 lbs	753.95
6206	2016-19 Chevy/GMC 2500/3500 HD with 8 ft Bed	21,000 lbs	753.95
6333	2020-22 Chevy/GMC 2500/3500 HD with 6.5 & 8 ft Bed	25,000 lbs	753.95



Looking for more applications?
Head to our part finder online for more custom rail options.



Demco Under Bed Mounting System



8551005

- Used with 8550022 Autoslide fifth wheel hitch above - sold separately
- Attaches directly to vehicle's frame
- UMS system leaves truck bed free & clear when hitch is removed
- Frame mounting hardware included



8551006



8551000

Part #	Description	List Price
Chevrolet & GMC Full-Size Pickups		
★ 8551011	2019-22 Chevy & GMC 1500 - 5.5 ft & 6.5 ft Bed	\$ 611.95
★ 8551008	2014-18 Chevy & GMC 1500 - 5.5 ft, 6.5 ft & 8 ft Bed	611.95
★ 8551012	2020-22 Chevy & GMC 2500 & 3500 HD - 6.5 ft & 8 ft Bed	611.95
Dodge / RAM Full-Size Pickups		
★ 8551005	2002-08 RAM 1500 - 6.5 & 8 ft Bed - Includes Mega Cab	611.95
★ 8551005	2003-13 RAM 2500 - 6.5 & 8 ft Bed - Includes Mega Cab	611.95
★ 8551006	2013-18 RAM 3500 - 6.5 & 8 ft Bed - Includes Mega Cab	611.95
★ 8551005	2003-12 RAM 3500 - 6.5 & 8 ft Bed - Includes Mega Cab	611.95
Ford Full-Size Pickups		
★ 8551012	2017-22 F-250, 350 Super Duty - 6.5 & 8 ft Bed Ø	611.95
★ 8551012	2017-21 F-450 Super Duty - 6.5 & 8 ft Bed Ø	611.95
★ 8551000	1999-16 F-250, 350 & 450 Super Duty - 6.5 & 8 ft Bed Ø	736.95
★ 8551001	2004-14 F-150 - 5.5, 6.5 & 8 ft Bed	611.95

Ø No drilling required. Additional kits available - contact customer service

Demco 31K Fifth Wheel Hitch for Chevrolet/GMC, Ford & RAM Prep Package



- Works with long box applications
- 4 vertical height adjustments
- Wrap around jaw with locking bar for a smoother, safer and more secure ride



8550057

Part #	Description	Capacity	List Price
★ 8550054 ♦	Ford OEM Prep Package 31K Fifth Wheel Hitch	31,000 lbs	\$ 1649.95
★ 8550055 ♦	2016-19 Chevy/GMC OEM Prep Package 31K Fifth Wheel Hitch	31,000 lbs	1649.95
★ 8550056 ♦	2020-22 Chevy/GMC OEM Prep Package 31K Fifth Wheel Hitch	31,000 lbs	1649.95
★ 8550057 ♦	RAM Prep Package 31K Fifth Wheel Hitch	31,000 lbs	1649.95



Demco 21K Fifth Wheel Hitch for Chevrolet/GMC & Ford Prep Package and Industry Standard Rails

- Quick and easy installation
- Black powder coated
- Wrap around jaw with locking bar for a smoother more secure ride
- Attaches to OEM prep package leaving truck bed free of bed rails
- Double pivot, polyurethane bumpers
- 5 year limited warranty



8550050

Part #	Description	Capacity	List Price
★ 8550032 ♦	21K Fifth Wheel Hitch for Industry Standard Rails	21,000 lbs	\$ 1277.95
★ 8550033 ♦	Ford OEM Prep Package 21K Fifth Wheel Hitch	21,000 lbs	1208.95
★ 8550050 ♦	2020-22 GMC OEM Prep Package 21K Fifth Wheel Hitch	21,000 lbs	1219.95



Looking for more applications?
Head to our part finder online for more custom rail options.

Demco Autoslide 18K Fifth Wheel Hitches



- Autoslide head travels up to 14" to help get in & out of tight spots
- Slide mechanism utilizes rack & pinion gear technology - easy maintenance
- No locking plate required on most pin boxes to activate slide (see note)
- 8550022 attaches to UMS under bed mounting system - sold separately
- Wrap around jaw with locking bar is smoother, safer & more secure
- 3 vertical height adjustments help level the truck & trailer

Part #	Description	List Price
8550022	Autoslide Fifth Wheel for Under Bed Mounting System - Requires Purchase of UMS Mounting System - See Below	\$ 2265.95
8550023	Autoslide Fifth Wheel for Above Bed Mounting System - Requires Purchase of Bed Rails & Frame Brackets Sold Separately - See Page 114 for Reese Rails & Brackets	2312.95
8550024	Autoslide Fifth Wheel for Ford Prep Package - Tow Vehicle Must Be Equipped with Ford OEM Prep Package	2209.95

Note: locking plate required on Glide Ride, Mor Ryde & 5th Airborne pin boxes



8550023 - Mounts to industry standard bed rails sold separately



8550024 - Mounts to Ford OEM Prep package

Buyers Trailer Kingpins

- Easily weldable to trailer pin box
- Made of heat treated steel

Part #	Description	Dimensions	List Price
KP20025	2" Forged SAE Kingpin - 1/4" Bolster	8" Round	\$ 115.95
KP20031	2" Forged SAE Kingpin - 5/16" Bolster	8" Round	115.95
KP20038	2" Forged SAE Kingpin - 3/8" Bolster	8" Round	115.95
KP20050	2" Forged SAE Kingpin - 1/2" Bolster	8" Round	115.95



Wallace Forge Gooseneck Trailer Kingpin Adapters

- Converts a gooseneck style trailer to kingpin for use with fifth wheel hitch
- Standard 2" diameter RV kingpin
- Choose square or round tube

Part #	Description	Capacity	List Price
2085205	Kingpin Adapter - Round Tube - 4" O.D. X 22"	30,000 lbs	\$ 302.95
2025163	Kingpin Adapter - Square Tube - 4" O.D. X 22"	30,000 lbs	405.95



Bulldog Round & Square Kingpin Gooseneck Couplers

- Interchangeability between vehicles with gooseneck & fifth wheel hitches
- Outer tubes feature dual set bolts
- 28958 has load bearing pin
- 28959 features exclusive load bearing pinch bolt

Part #	Description	Capacity	List Price
28958	Round Tube Kingpin Gooseneck Coupler - 4" Round Inner & 4 1/2" Outer Tubes	25,000 lbs	\$ 476.95
28964	Round Tube Kingpin Gooseneck Coupler - 4" Round Inner Tube Only	25,000 lbs	342.95
28959	Square Tube Kingpin Gooseneck Coupler - 4" Square Inner & 4 1/2" Outer Tubes	30,000 lbs	581.95
28965	Square Tube Kingpin Gooseneck Coupler - 4" Square Inner Tube Only	30,000 lbs	400.95



RAM Round & Square Kingpin Gooseneck Couplers

- All include load bearing pin design to meet SAE J2638 standard
- 8" of height adjustment
- Outer tubes have a belly band at the bottom for added strength
- Kingpin head is welded to inner tube

Part #	Description	Capacity	List Price
KP5G-R30	Round Tube Kingpin Gooseneck Coupler - 4" Round Inner & 4 1/2" Outer Tubes	30,000 lbs	\$ 371.95
KP5G-Q30	Square Tube Kingpin Gooseneck Coupler - 4" Square Inner & 4 1/2" Outer Tubes	30,000 lbs	446.95



Wallace Forge Kingpin to Gooseneck Ball Adapters

- Allows a gooseneck trailer to be pulled with a fifth wheel hitch
- 2" forged kingpin has 1/2" bolster
- Kingpin is rated for 80,000 lbs
- Solid steel kingpin is welded to hardened steel 2 5/16" or 3" ball
- 2 5/16" ball rated 30,000 lbs, 3" ball rated 31,000 lbs - unpainted finish

Part #	Description	List Price
2085295	Kingpin to Gooseneck Ball Adapter - 2 5/16" Ball	\$ 313.95
2085293	Kingpin to Gooseneck Ball Adapter - 3" Ball	470.95



C5GX1216



C5G

Convert-A-Ball® Cushioned Fifth Wheel to Gooseneck Adapters

- Cushions 360° plus up & down
- Adapters attach to kingpin with fail safe adapter - no drilling required
- Heavy duty safety chains included
- 20,000 lbs towing capacity
- Rated 4,000 lbs tongue weight
- 7 1/2" offset model increases turning clearance on short beds
- Both accept padlock for added security (sold separately)

Part #	Description	List Price
C5G1216	Cushioned 5th Wheel to Gooseneck Coupler Adapter - Adjustable from 12" to 16" Length	\$ 649.95
C5GX1216	Cushioned 5th Wheel to Gooseneck Coupler Adapter with 7 1/2" Offset - Adjustable from 12" to 16" Length	854.95
C5G-C	Replacement Locking Collar - Fits C5G1216 & C5GX1216	55.95



Convert-A-Ball® Cushioned Gooseneck Coupler

- Cushions 360° plus up & down with interior polyurethane material
- 4" round vertical tube & ball guides for easy hookup - fits 2 5/16" ball
- Includes steel extension handle to reach coupler latch outside truck
- Rated 30,000 lbs towing capacity
- 3,000 lbs tongue weight capacity
- Features fail-safe positive-lock coupler for added safety
- Accepts padlock for increased security (sold separately)
- Black powder coat finish
- 2 year limited warranty

Part #	Description	List Price
CB-CG	Cushioned Gooseneck Coupler - 4" Diameter Tube, 22" Length	\$ 359.95

GN-24



28925

28960

Bulldog 2 5/16" Gooseneck Couplers

- Available in round tube or square tube designs rated up to 30,000 lbs
- Round tube models have pull pin adjustment & cast locking plate
- Square tube models have pull pin & stamped locking plate coupler
- Includes steel extension handle to reach coupler latch outside truck
- Rated 30,000 lbs towing capacity

Part #	Description	Capacity	List Price
GN-24	2 5/16" Ball Gooseneck Coupler Without Tubing - Welds to 3" or 4" Diameter Round Tube	24,000 lbs	\$ 194.95
28925	Gooseneck Coupler with Round 4 1/2" Outer Tube, 4" Inner Tube - Set Bolt & Pin Provide 29" to 37" Adjustment - Cast Locking Plate	25,000 lbs	339.95
28950	Gooseneck Coupler with Round 4 1/2" Outer Tube, 4" Inner Tube - 2 Set Bolts & Pin Provide 29" to 37" Adjustment - Cast Locking Plate	30,000 lbs	390.95
28960	Gooseneck Coupler with Square 4 1/2" Outer Tube, 4" Inner Tube - 4 Position Pin Adjustment, Stamped Locking Plate, 32" to 40" Adjustment	25,000 lbs	435.95
28980	Gooseneck Coupler with Square 4 1/2" Outer Tube, 4" Inner Tube - 4 Position Pin Adjustment, Stamped Locking Plate, 32" to 40" Adjustment	30,000 lbs	496.95

Pro Series 2 5/16" Gooseneck Couplers

- Round tube gooseneck couplers with 4 1/2" diameter outer tube, 4" inner
- Adjustable from 29" to 37"
- 28782 has 4-hole adjustment with pin



28780

28782

Part #	Description	Capacity	List Price
28780	2 5/16" Gooseneck Coupler - 2 Set Screw Adjustment	25,000 lbs	\$ 340.95
28782	2 5/16" Gooseneck Coupler - 1 Set Screw & 4 Position Pin Adjustment	25,000 lbs	346.95

B&W Extend-A-Goose 2 5/16" Gooseneck Coupler

- 10 inch extender adds clearance between truck cab & trailer
- Easier hook-ups with more clearance at the tailgate & trailer
- Heavy wall tube with internal gussets provide maximum strength
- Rated 24,000 lbs GTW, 6,000 lbs TW
- Lock receptacle helps prevent theft

Part #	Description	List Price
BW-4200	Extend-A-Goose Coupler - 4" Round Tube	\$ 447.95



BW-4200

BW-4250

B&W Defender Locking 2 5/16" Gooseneck Couplers

- Integrated push button lock secures your trailer on or off the ball
- Automatic latch - just line up the ball, drop the trailer & tow
- Large bullseye - cone shaped coupler makes lining up easier
- Rated 25,000 lbs GTW, 7,500 lbs TW
- Meets SAE J2638 - painted black

Part #	Description	List Price
BW-4250	Defender Locking Coupler - 4" Round Inner Tube Only	\$ 364.95
BW-4252	Defender Locking Coupler - with 4 1/2" Outer & 4" Inner Tube	389.95

RAM Round Tube Gooseneck Couplers

- Curved internal ball clamp secures coupler to 2 5/16" hitch ball
- Allows for easy yet safe coupling due to no separate bottom plate
- All feature round 4 1/2" outer tube & 4" inner tube - unpainted finish
- Hidden spring latch mechanism for ease of use - protects moving parts
- Elite Series features innovative locking/unlocking mechanism for easy one hand operation
- Gooseneck couplers with load bearing pin meet SAE J2638 standard
- 30K models include welded belly band for added strength
- All models are unpainted

Part #	Description	Capacity	List Price
GC-24008	RAM Gooseneck Coupler with 2 Set Screws	24,000 lbs	\$ 339.95
GC-30008	RAM Gooseneck Coupler with 2 Set Screws	30,000 lbs	353.95
GCPN-25008	RAM Gooseneck Coupler with 2 Set Screws & Load Bearing Pin	25,000 lbs	329.95
GCPN-25009	RAM Elite Series Gooseneck Coupler with 2 Set Screws & Load Bearing Pin with New One-Hand Locking/Unlocking Mechanism	25,000 lbs	320.95
GCPN-30008	RAM Gooseneck Coupler with 2 Set Screws & Load Bearing Pin	30,000 lbs	409.95



GCPN-25009
Release
Handle

GCPN-25008

Bulldog BX1 Gooseneck Couplers

- New locking handle design operates with one hand for easy disconnects
- Large funnel design on coupler guides ball into socket easily
- Includes grease fittings on all important operating parts
- Resists theft with integrated feature to accept padlock (Padlock not included)
- Bottom locking plate fits ball better to reduce jarring
- Many modern innovations to improve security, service life & functionality

Part #	Description	Ball Size	Capacity	List Price
128900	4" Round Inner & 4 1/2" Outer Tubes	2 5/16"	25,000 lbs	\$ 353.95
128902	4" Round Inner Tube Only	2 5/16"	25,000 lbs	267.95
128904	4" Round Inner & 4 1/2" Outer Tubes	2 5/16"	30,000 lbs	344.95
128905	4" Round Inner Tube Only	2 5/16"	30,000 lbs	251.95
128913	4" Square Inner & 4 1/2" Outer Tubes	2 5/16"	25,000 lbs	544.95
128914	4" Square Inner & 4 1/2" Outer Tubes	2 5/16"	30,000 lbs	585.95
128920	4" Square Inner & 4 1/2" Outer Tubes - 4-Bolt Adjustment	3"	40,000 lbs	985.95
500356	5/16" Locking Pin with Tethered Cable - for BX1 Gooseneck Couplers			16.95



500356

128900

Reese Goose Box™ Pin Box / Gooseneck Coupler

- First OE approved gooseneck adapter endorsed by Lippert Components, Inc.
- Tested & proven to provide a better ride than bolt-on king pin adapters
- Bulldog® gooseneck coupler technology with king pin styling
- Both accept 2-5/16" gooseneck ball
- Air bag, dual shocks & rubber bumpers provide multi-directional shock absorption for smoother ride
- 94716 Rated 16,000 lbs GTW, 3,200 TW, 94720 rated 20,000 lbs GTW, 4,000 TW
- Tested to CSA & SAE J2638 standards
- Limited lifetime warranty

Part #	Description	List Price
94716	16K Goose Box - Fits Lippert 1621 & 1716 Wing Sets (Spacer Kit 61301 Required for 1716 - Sold Separately)	\$ 1999.95
94720	20K Goose Box - Fits Lippert 1621 & 1716 Wing Sets (Spacer Kit 61301 Required for 1716 - Sold Separately)	2395.95
49150	16K Safety Chains - (2) Gr. 70, 5/16" X 42" Chains, Clevis Hooks	117.95
49151	20K Safety Chains - (2) Gr. 70, 3/8" X 44" Chains, Clevis Hooks	139.95
61301	Spacer Kit - Use with Lippert 1716, 1116 & 0115 Wing Sets	99.95



SHIPPING
CHARGES
APPLY

94716

49151

Laclede Chain Pair of Extra Heavy Duty Chains with Latching Hooks

Part #	Description	Capacity	List Price
HD-10	Class IV - Zinc Plated - 3/8" x 35" with Latch Hook - Sold as Pair	16,000 GTW	\$ 75.95
HD-30	Class V - Zinc Plated Chain - 3/8" x 36" - Grade 70 with Electro Galvanized Latch Hook - Sold as Pair	26,400 GTW	75.95



HD-10

Rigid Hitch 4-Flat Molded Wiring Connectors

7275
7675



- Bonded 16 gauge color coded wires for easy installation
- Large molded connector & full length ground wire

Part #	Description	List Price
7275	4-Way Flat - Car End - All Wires Bonded 48"	\$ 6.95
7275B-10	10 Pack of 4-Way Flat - Car End - All Wires 48" - Bulk Packaging	57.95
7275B-50	50 Pack of 4-Way Flat - Car End - All Wires 48" - Bulk Packaging	306.95
4275	4-Way Flat - Car End with Cover - All Wires Bonded 48"	9.95
7675	4-Way Flat - Car End - All Wires Bonded 72"	9.95
7675B-10	10 Pack of 4-Way Flat - Car End - All Wires 72" - Bulk Packaging	88.95
7675B-50	50 Pack of 4-Way Flat - Car End - All Wires 72" - Bulk Packaging	450.95
6275	4-Way Flat - Car End with Cover - All Wires Bonded 72"	12.95



4275
6275

4-Flat Molded Wiring Connector Kits

- Includes plug, 4 scotch locks, 1 eye, metal screw & cover
- All the parts needed to install a 4-flat connector

Part #	Description	List Price
7675KT	Rigid 4-Way Flat 72" Wiring Kit	\$ 11.95
20252	Tekonsha 4-Way Flat & Test Light - 72"	32.95



4-Flat Trailer End Connectors

- Bonded & color coded wires
- Large molded connector

Part #	Description	List Price
7285	4-Way Flat - Trailer End - All Wires 18" - 16 Gauge Bonded	\$ 6.95
7285B-10	10 Pack of 4-Way Flat - Trailer End - All Wires 18"	55.95
7285B-50	50 Pack of 4-Way Flat - Trailer End - All Wires 18"	296.95
LM-38112	Endurance™ Easy-Pull™ Jacketed 4-Flat Trailer End - 12"	9.95
LM-38134	Endurance™ Easy-Pull™ Jacketed 4-Flat Trailer End - 48"	11.95
LM-38136	Endurance™ Easy-Pull™ 4-Flat Trailer End - 25'	28.95
LM-48114	Endurance™ Easy-Pull™ 4-Flat Trailer End - 12"	9.95
21055-48	4-Way Flat - Trailer End - 48" Jacketed 16 Gauge Wire	13.95
21055-48-10	10 Pack of 4-Way Flat - Trailer End - 48" Jacketed 16 Gauge	102.95
21055-72	4-Way Flat - Trailer End - 72" Jacketed 16 Gauge Wire	16.95
21055-96	4-Way Flat - Trailer End - 96" Jacketed 16 Gauge Wire	18.95



7285

21055-48
21055-72
21055-96

LM-38136

LM-38112

4-Flat Loops / Extensions

- 4-flat plug male & female
- Extends wiring between car & trailer

Part #	Description	List Price
LM-48148	Endurance™ Easy-Pull™ 4-Flat Loop with LED - 12"	\$ 20.95
118185	Tekonsha 4-Way Flat Loop - All Wires Bonded 18"	11.95
7248	4-Way Flat Loop - All Wires Bonded 48"	11.95
7248-10	10 Pack of 4-Way Flat Loop - All Wires Bonded 48" -	110.95
7248-50	50 Pack of 4-Way Flat Loop - All Wires Bonded 48" - 50 Pack	518.95
7260	4-Way Flat Loop - All Wires Bonded 60"	12.95



LM-48148

7248

Specialty 4-Flat Connectors

- Handy 4-flat with LED lights help diagnose vehicle lighting
- One-piece molded 4-flat mounts under hitch cross-tube or bumper

Part #	Description	List Price
LM-48055	4-Flat Car End Connector with LED Lights - 48"	\$15.95
LM-48044	Endurance™ Easy-Pull™ 4-Flat Car End Connector - 48"	11.95
LM-48058	Endurance™ Easy-Pull™ 4-Flat Car End with LED - 48"	18.95
CB-1860	4-Flat Connector & Bracket - 48" - Mounts to Bumper	14.95
21054	4-Flat Connector with Cover - 12" - Use 11-617 Bracket	11.95
LM-47605	Knockout - Flat Four Both Sides	11.95



LM-48058

CB-1860

21054

Hopkins Quick-Fix™ 4-Flat Plugs

- Repairs / replaces damaged 4-flats
- No external splices to corrode
- Great for emergency repairs
- Includes car end & trailer end plugs



Part #	Description	List Price
LM-48195	Quick-Fix 4-Flat Plugs - (1) Car End & (1) Trailer End	\$ 14.95

Hopkins 4-Flat to 5-Flat Adapter

- Adapts 4-flat car end connector to 5-flat trailer end connector
- Includes quick connector & 56" wire to connect to back up light circuit



Part #	Description	List Price
47515	4-Flat Car End to 5-Flat Trailer End Adapter	\$ 18.95

Hopkins Endurance™ Mountable 4-Flat & 5-Flat Plugs

- Heavy-duty housing with built-in mounting holes - screws not included
- Protective wire sleeving
- Includes molded dust cover



Part #	Description	List Price
48030	Mountable 4-Flat Car End Connector - All Wires 48"	\$ 16.95
48110	Mountable 4-Flat Trailer End Connector - All Wires 12"	13.95
47900	Mountable 5-Flat Car End Connector - All Wires 48"	24.95

Receiver-Mountable 4-Flat Plug

- L-shaped bracket can be attached to bottom of square receiver tube
- Spring loaded cover
- 48" jacketed wire



Part #	Description	List Price
2310-48	Receiver-Mountable 4-Flat - Includes Tape & Cable Ties	\$ 29.95

Plug Guard Total Plug Protection

- Clean, efficient storage for wiring plugs when not in use
- Mounts to trailer frame or fifth wheel pin box - screws included
- Models for 4, 5, 6 or 7-way plugs
- 4 & 5-way unit can be used to store car-end plugs
- Spring loaded cover holds plug
- Black plastic - lifetime warranty
- Made in the USA



Part #	Description	List Price
P-324	4 & 5-Way Flat Plug Guard Storage Box	\$ 10.95
P-326	6-Way Round Plug Guard Storage Box	10.95
P-320	7-Way Round Plug Guard Storage Box	10.95

4 & 5-Flat Accessories & Mounting Options

- Mounting brackets for 4 & 5-flats
- Covers help keep plugs clean
- Storage box protects harnesses
- Box made of hi-tech plastic



Part #	Description	List Price
48155	4-Flat Splitter - 1 Trailer End to 2 Car Ends - 12" Length	\$ 24.95
118144	Tekonsha/Draw-Tite T-one Connectors 4-Flat Mounting Bracket	8.95
118149	Tekonsha 4-Flat Plugs Only Mounting Bracket	13.95
20046	Wesbar 5-Flat Plugs Only Mounting Bracket	15.95
8280	4-Flat Cover	3.95
20118	5-Flat Cover	16.95
LM-48755	Hoppy Wiring Storage Box with Mounting Bracket	14.95

Molded Wiring Connectors

- Color coded wires
- Molded connectors

Connector Style	Car End Connectors			Trailer End Connectors		
	Part #	Wire Length	List Price	Part #	Wire Length	List Price
2-Way Flat	74285	48"	\$ 5.95	74275	8"	\$ 3.95
3-Way Flat	74385	48"	8.95	74375	8"	4.95
4-Way Square	74085	48"	11.95	74075	8"	5.95
5-Way Flat (Wesbar)	2309	72"	16.95	2409	48"	36.95
6-Way Rectangular	74685	48"	19.95	74675	8"	9.95



Standard Tail Light Converters



- Converts vehicles with separate turn & stop to standard lighting
- All come with molded 4-flat plug
- All are solid state design

Part #	Brand	Description	List Price
RE-75530 §	Rigid Hitch	Standard Duty Converter - 60" Input & Output Wires	\$ 50.95
RE-75375 §		Circuit Protected Converter - 60" Input & Output Wires	54.95
119130 §	Tekonsha	Upgraded Converter - 72" Connecting Wires	48.95
119130-12 §		12 Pack of Upgraded Converters - Bulk Packaging	560.95
119130-50 §		50 Pack of Upgraded Converters - Bulk Packaging	2035.95
20251		Converter Kit with Test Light - 72" Connecting Wires	73.95
119178		Upgraded Circuit Protected Converter - 72" Wires	68.95
LM-48915	Hopkins	Converter - 60" Connecting Wires	28.95
LM-48915B		25 Pack of Converters - Bulk Packaging	699.95
48895 §		LED Compatible Converter - 60" Connecting Wires	47.95

§ May be used on vehicles with LED tail lights or multiplex systems

Powered Tail Light Converters

Rigid Hitch Powered Tail Light Converters



- Draws trailer lamp power directly from the tow vehicle's battery
- RE-75390 - advanced circuit protection against shorts & mis-wired circuits
- Both include molded protective cover for 4-flat plug
- Wiring kit includes wire, fuse & holder, terminals & wire ties

Part #	Description	Capacity	Plug	List Price
RE-75387 §	Standard Duty Powered Converter	11.2 Amps	4-Flat	\$ 55.95
RE-75390 §	Heavy Duty Powered Converter	15.0 Amps	4-Flat	89.95
118151 §	Wiring Kit - For Installing Powered Converters			29.95

§ May be used on vehicles with LED tail lights or multiplex systems

Tekonsha ModuLite® Protector Trailer Light Power Modules



- Designed specifically for today's vehicles with sensitive circuitry
- Works with incandescent or LED lights, multiplex or standard wiring
- Can be used on 2-wire or 3-wire tow vehicle systems
- Prevents feedback from the trailer to the tow vehicle's system

Part #	Description	Amperage Capacity	Plug	List Price
119147 §	ModuLite HD	4.2 Amps Stop / Turn, 7.5 Tail	4-Flat	\$ 86.95
119190 §	ModuLite HD Plus	4.2 Amps Stop / Turn, 7.5 Tail	4-Flat	138.95
119177 §	ModuLite HD 5-Flat	4.2 Amps Stop / Turn, 7.5 Tail	5-Flat	118.95
118151 §	Wiring Kit for Installing All Power Modules Above			29.95
119148 §	119147 with Wiring Kit	4.2 Amps Stop / Turn, 7.5 Tail	4-Flat	111.95

§ May be used on vehicles with LED tail lights or multiplex systems

Tekonsha ModuLite® ZCI Zero Contact Interface Trailer Light Power Module



- Eliminates cutting & splicing into tow vehicle's electrical system
- Integrated auto reset short & overload protection
- Works on PWM & Multiplexed systems requiring 2, 3 or 4 wire hookup
- Works with 2 or 3 wire systems
- Includes 4-flat plug & dust cap

Part #	Description	Amperage Capacity	Plug	List Price
119250 §	ZCI Power Module	4.2 Amps Stop / Turn, 7.5 Tail	4-Flat	\$ 310.95
119251 §	ZCI Power Module & Wiring Kit - 20 Ft Wire, Fuse & Holder			346.95

§ May be used on vehicles with LED tail lights or multiplex systems

Hopkins Towing Solutions



- Protects vehicle's on-board computer
- Includes wire, fuse & fuse holder

Part #	Description	Plug	List Price
LM-46255	Powered Converter - Includes Wiring Kit	4-Flat	\$ 111.95
LM-46365	Short Proof Powered Converter with Wiring Kit	4-Flat	127.95
LM-46375	Pulse Width Modulation Converter with Wiring Kit	4-Flat	127.95

Pollak 4 & 6-Way Plugs & Sockets

- Round pins

- Split brass contacts

Style	Description	Pins	Single	List Price	10-Pack
4-Way Plugs & Sockets					
4-Way Metal	Plug & Socket Set - Male/Female - 3/4" Diameter	Round	11-408	\$ 15.95	—
4-Way Heavy-Duty Metal	Socket (Vehicle End) - 7/8" Diameter	Round	11-404	16.95	—
	Plug (Trailer End) - 7/8" Diameter	Round	11-402	9.95	—
4-Way Heavy-Duty Kit	Includes 11-404 Socket, 11-402 Plug, 11-617 Zinc Mounting Bracket & Hardware	Round	11-404-KIT	29.95	—
6-Way Plugs & Sockets					
6-Way Plastic	Socket (Vehicle End)	Round	11-614	15.95	11-614-B
6-Way Metal	Socket with Rubber Boot (Vehicle End)	Round	11-608	15.95	—
	Socket (Vehicle End)	Round	11-609	15.95	11-609-B
	Plug (Trailer End) (Zinc)	Round	11-604	11.95	11-604-B
6-Way Metal Kit	Includes 11-609 Socket, 11-604 Plug, 11-617 Zinc Mounting Bracket & Hardware	Round	11-609-KIT	32.95	—
Zinc Mounting Bracket - 4 & 6-Way Socket			11-617	4.95	11-617-B
Black Mounting Bracket - 4 & 6-Way Socket			11-627	8.95	—
Black Mounting Bracket - 4 & 6-Way Socket			11-647	6.95	11-647-B



Pollak 7 & 9-Way Plugs & Sockets

- SAE round pins or RV style flat pins

- Zinc die-cast or nylon

Style	Description	Pins	Single	List Price	10-Pack
7-Way Metal Sae Style	Socket (Vehicle End)	Round	11-721	\$ 17.95	—
	Plug (Trailer End) - Includes Cable Guard	Round	11-702	18.95	—
7-Way Metal SAE Style Kit	Includes 11-721 Socket, 11-702 Plug, 11-761 Rubber Boot, 11-771 Zinc Mounting Bracket & Hardware	Round	11-702-KIT	42.95	—
7-Way Nylon RV Style	Socket (Vehicle End) - Use 57-B or 57-BL Mounting Bracket - See Below	Flat	12-707	13.95	12-707-B
	Plug (Trailer End)	Flat	12-706	11.95	12-706-B
	Plug (Trailer End) - Nite-Glow™ Illuminates on Tail Light Function - Manufactured By Hopkins	Flat	48502	24.95	—
7-Way Nylon RV Style Kit	Includes 12-707 Socket, 12-706 Plug, 57-BL Black Mounting Bracket & Hardware	Flat	12-707-KIT	28.95	—
7-Way Nylon SAE Style	Socket (Vehicle End)	Round	11-723	15.95	—
	Plug (Trailer End) - No Cable Guard	Round	11-704	14.95	—
9-Way Nylon	Socket (Vehicle End)	Round	12-907	19.95	—
	Plug (Trailer End) - No Cable Guard	Round	12-906	19.95	—
Zinc Mounting Bracket - Fits 7-Way SAE Style Round Pin Sockets			11-771	5.95	—
Zinc Mounting Bracket - Fits 9-Way Socket			12-701	4.95	—
Rubber Boot - Fits 11-721 & 11-723 Sockets			11-761	5.95	—



7-Way Plugs & Sockets

- Flat RV style pins

- Metal or plastic housings

Brand	Style	Description	Pins	Single	List Price	10-Pack
Pollack	7-Way Metal	Socket (Vehicle End)	Flat	57-S	\$ 27.95	57-S-B
		Plug (Trailer End)	Flat	57-P	24.95	57-P-B
Bargman	7-Way Plastic	Socket (Vehicle End)	Flat	77-S	16.95	77-S-B
		Plug (Trailer End)	Flat	77-P	16.95	77-P-B
	7-Way Plastic Kit	Includes 77-S Socket, 77-P Plug, 57-BL Black Mounting Bracket & Hardware	Flat	77-S-KIT	37.95	—
	Zinc Mounting Bracket - For 7-Way RV Style Socket			57-B	6.95	57-B-B
	Black Mounting Bracket - For 7-Way RV Style Socket			57-BL	6.95	57-BL-B
	7-Way Plug Cover - Fits All 7-Way Trailer End Plugs - Wirthco			WC-20081	5.95	—



Hopkins Endurance™ 6 & 7-Way Connectors

- Ultimate weatherproofing & corrosion resistance
- Includes mount bracket & hardware
- Reinforced easy-grip lids open 180° & feature long-life hinges
- Industry's best 3-year warranty



Part #	Description	List Price
6-Way Plugs & Sockets		
48420	Endurance 6-Way Socket (Vehicle End)	\$ 26.95
48440	Endurance 6-Way Plug (Trailer End)	24.95
7-Way Plugs & Sockets		
48470	Endurance 7-Way Multi-Tow with 4 & 5-Flat (Vehicle End)	56.95
48480	Endurance 7-Way Socket (Vehicle End)	27.95
40950	Endurance OEM 7-Way Multi-Tow with 4-Flat (Vehicle End)	41.95
47180	Same As 40950 & Includes Quick Install Harness	73.95
40920	Endurance OEM 7-Way Multi-Tow with 4-Flat & GMC Style Twist-Mount Base (Vehicle End)	41.09
48500	Endurance 7-Way Plug - Plastic - (Trailer End)	27.95
48510	Endurance 7-Way Plug - Die Cast - (Trailer End)	30.95

LM-40978



LM-40979

Bracket & Socket Together - LM-40979-78



11-898



11-998

Hopkins OEM Style Replacement Sockets

- Replacement for factory sockets
- Water-tight harness connection

Part #	Description	List Price
LM-40979	7-Way / 4-Flat Combination Socket - GMC, Ford, Nissan & Porsche Cayenne Vehicles - Requires Mount Bracket	\$ 57.95
LM-40979-78	Same as Above with Mounting Bracket & Hardware	64.95
11-893	7-Way Replacement Socket - GMC, Ford, Nissan & Porsche Cayenne Vehicles (Not Mfg. By Pollak)	26.95
11-893-10	10 Pack of 7-Way Replacement Socket - As Above - Bulk	261.95
11-934	Harness with OEM Plug - 36" Length - Mates with 11-998	66.95
11-998	Repair Harness with OEM Socket - 48" Length	42.95
11-916	7-Way Replacement Socket - Turn / Lock Style Base	24.95
11-916-10	10 Pack of 7-Way Replacement Socket - Bulk	244.95
20461	7-Way / 4-Flat Socket - with Backup Alarm, Turn / Lock Base	19.95
CM-57300	Adapter Harness - Allows 11-893 Socket to Be Used on Pre-2009 Chrysler, Dodge & Jeep Vehicles - Curt Manufacturing	32.95
LM-40978	Mounting Bracket For LM-40979 - Black - with Hardware	13.95
12-711U	Mounting Bracket For 11-893 - Black	5.95
12-711U-10	10 Pack of Mounting Bracket For 11-893 - Black - Bulk	50.95
11-898	7-Way OEM Socket Install Kit - 4 ft Harness *	68.95
20223*	7-Way OEM Socket Install Kit - 7 ft Harness *	164.95
20224*	7-Way OEM Socket Install Kit - 4 ft Harness *	141.95
20028	6-Way Socket & Harness - Fits 1997-02 F-150 & F-250 LD	32.95

* Kit contains (1) 11-893 socket, harness & mating plug, bracket & connectors

For multi-tow 6 & 7-way sockets with 4-flat plugs and OEM Connectors - See page 85

Molded 6-Way & 7-Way Plugs & Sockets

- Sealed weather-tight assemblies
- 7-Way model with 90° angled head



50-86-007

54006-015

LM-20285

Part #	Description	List Price
6-Way Plugs & Sockets		
50-86-002	6-Way Super Sealed (Vehicle End) - with 2 ft Cable	\$ 74.95
50-86-004	6-Way Super Sealed (Vehicle End) - with 4 ft Cable	99.95
50-86-007	6-Way Super Sealed (Vehicle End) - with 7 ft Cable	108.95
50-61-006	6-Way Molded (Trailer End) - with 6 ft - 3 - 10 Gauge 3 - 14 Gauge	67.95
7-Way Plugs & Sockets		
50-87-002	7-Way Super Sealed (Vehicle End) - with 2 ft Cable	61.95
50-87-004	7-Way Super Sealed (Vehicle End) - with 4 ft Cable	87.95
50-87-007	7-Way Super Sealed (Vehicle End) - with 7 ft Cable	100.95
50-97-407	7-Way 90° Head Super Sealed (Vehicle End) - 7 ft Cable	118.95
54006-015	Cold Weather 7-Way Molded (Trailer End) - with 10 ft - 7-Strand Wire - Operational to -67 Degrees Fahrenheit	172.95
50-67-003	7-Way Molded (Trailer End) - with 8 ft Cable (Curt Mfg.)	106.95
54-67-525	7-Way Molded (Trailer End) - with 1 ft - 7-Strand Cable	44.95
LM-20285	7-Way Molded (Trailer End) - with 6 ft - LED Lights (LED lights verify electrical continuity)	124.95

Bargman Coiled 7-Way Molded Trailer End Cables

- Standard 7-way cable, coiled to prevent sagging & dragging wires
- Available in 6, 8, 10, & 12 ft lengths
- Black molded material

Part #	Description	List Price
54006-043	6 ft Length Coiled 7-Way Molded Trailer End Cable	\$ 92.95
54006-044	8 ft Length Coiled 7-Way Molded Trailer End Cable	105.95
54006-045	10 ft Length Coiled 7-Way Molded Trailer End Cable	122.95
54006-046	12 ft Length Coiled 7-Way Molded Trailer End Cable	140.95



Tekonsha 6-Way & 7-Way Mounting Boxes

- Attaches to hitch crosstube with screw clamp - no drilling
- Made of black, high impact plastic
- Square or round tube applications

Part #	Description	List Price
118156	Mounting Box - 6 & 7-Way - 2 1/2" Square Crosstube - Plastic	\$ 22.95
118157	Mounting Box - 6 & 7-Way - 3" Square Crosstube - Plastic	22.95
118159	Mounting Box - 6 & 7-Way - Universal for Round & Square Tube Hitches - Plastic	24.95

Note: Use 118157 on all Draw-Tite Ultra-Frame receivers & some Max Frame models



Curt Easy-Mount Combo Electrical Brackets

- Mounts to receiver tube with 2 bolts
- Notched design for pin & clip access
- Easy to install - no drilling or clamps
- Includes mounting hardware

Part #	Description	List Price
CM-58002	1 1/4" Receiver Bracket - Mounts 4 or 5-Way Flat	\$ 25.95
CM-58001	2" Receiver Bracket - Mounts 4 or 5-Way Flat	31.95
CM-58000	2" Receiver Bracket - Mounts 4 or 5-Way Flat & 6 or 7-Way	44.95
CM-58003	2 1/2" Receiver Bracket - Mounts 4 or 5-Way Flat & 6 or 7-Way	44.95

Note: Hardware to mount 6 or 7-way socket to bracket is **NOT** included



Tekonsha 6-Way & 7-Way Extension Cables

- Allows for easy hook up of fifth wheel & gooseneck trailers
- Cables have car end socket on one end - trailer end plug on the other
- 7 ft length reaches bumper to bed
- Durable connectors

Part #	Description	List Price
118666	6-Way Round with Round Pins - 7 ft Extension Cable	\$ 110.95
118664	7-Way Round with Flat Pins - 7 ft Extension Cable	106.95



Fifth Wheel & Gooseneck 7-Way Wiring with OEM Connectors

- Waterproof design 7-way connectors
- Uses OEM Connectors
- Plugs directly into vehicle harness
- Retains use of factory 7-way on truck

Part #	Brand	Application & Description	List Price
CM-56000	Curt	Fits: 1999-22 Chevy & GMC Pickups - All with Factory 7-Way 2009-18 Dodge RAM 1500 Pickup 2010-22 RAM 2500 & 3500 1997-21 Ford F-150 & 250 LD (Not Supercrew) 1999-22 Ford F-250 thru 550 Super Duty with 7-Way 2004-21 Nissan Titan Pickups, 2010-21 Toyota Tundra Pickup 10 ft Length - Now with 90° Connectors on 2 Ends	\$ 176.95
30137	Bargman	Fits: 1995-08 Dodge RAM 1500 1995-09 2500 & 3500 Pickups 1995-09 Dodge Dakota Pickup (All Models) - 10 ft Length	157.95
50-97-410		Fits Same as CM-56000 - Has 90° Angle Head - 9 ft Length	230.95
50-97-411		Fits Same as 30137 - Has 90° Angle Head - 9 ft Length	204.95



Fifth Wheel Wiring Harnesses

- Provides extra long wire length for fifth wheel applications
- Designed to connect between 7-way plug & vehicle wiring harness
- Includes wire for all functions
- Extended harness to reach bed center

Application	Tow Ready Part #	List Price	Rigid Part #	List Price
1999-22 Chevy/GMC 1500 / 2500 / 3500 Pickups with Tow Pkg 2009-18 RAM 1500 2010-22 RAM 2500 & 3500 Pickups 1999-22 Ford F-150 Thru F-550 with Factory 7-Way 2004-14 Nissan Titan 2010-16 Toyota Tundra Pickups	20140	\$ 176.95	RE-13100	\$ 90.95

Note: RE-13100 is 10 ft long. 20140 is 7 ft long with heavier gauge wire



RE-13100

6-Way & 7-Way Wiring Adapters

- Adapt 6-way or 7-way round sockets to any trailer plug
- Molded one-piece plastic plugs
- Bulk 10 packs available



Part #	Description	List Price
37305	6-Way Round with Round Pins to 4-Way Flat	\$ 8.95
37305-10	10-Pack of 37305	75.95
37355	7-Way Round with Flat Pins to 4-Way Flat	11.95
37355-10	10-Pack of 37355	104.95
78007	7-Way Round W/ Flat Pins to 42" Retractable 4-Flat	99.95
78118	7-Way Round with Flat Pins to 4-Way and 5-Way Flat with LED Circuit Tester & Dust Cover	47.95
47385	7-Way Round with Flat Pins to 4-Way and 5-Way Flat	37.95
37405	7-Way Round with Round Pins to 4-Way Flat	16.95
37405-10	10-Pack of 37405	149.95
37545	7-Way Round with Flat Pins to 6-Way Round with Center Pin Auxiliary Power	10.95
37545-10	10-Pack of 37545	97.95
37555	7-Way Round with Flat Pins to 6-Way Round with Center Pin Electric Brakes	9.95
37555-10	10-Pack of 37555	93.95
47565	Multi-Tow® 7-Way Round with Flat Pins to 6-Way Round with Center Pin Aux. Power and 4-Way Flat	39.95
47575	Multi-Tow® 7-Way Round with Flat Pins to 6-Way Round with Center Pin Elec. Brakes and 4-Way Flat	39.95
47570	Endurance™ Multi-Tow® 7-Way Round with Flat Pins to 6-Way Round with Center Pin Adjustable for Auxiliary or Brake Power And 4-Way/5-Way Flat	47.95
47585	Nite-Glow™ Illuminated 7-Way Round with Flat Pins to 6-Way Round with Center Pin Adjustable for Auxiliary or Brake Power And 4-Way Flat	42.95

Wiring Adapters with LED Lights

- All include function testing LED lights & protective rubber cap
- Built-in trouble-shooting - takes guess work out of vehicle-to-trailer wiring



Part #	Description	List Price
LM-47325	6-Way Round with Round Pins to 4-Way Flat	\$ 18.95
LM-47345	7-Way Round with Flat Pins to 4-Way Flat	18.95
LM-47525	7-Way Round with Flat Pins to 6-Way Round with Center Pin Auxiliary Power	31.95
LM-47535	7-Way Round with Flat Pins to 6-Way Round with Center Pin Electric Brakes	31.95

Wiring Adapters with Extension

- Adapts round socket to 4-flat, 5-flat, 6-way or 7-way with flat or round pins
- Flexible extensions
- Endurance™ models have LEDs



Part #	Description	List Price
47465	4-Way Round with Round Pins to 4-Way Flat - 8" Long	\$ 21.95
47315	6-Way Round with Round Pins to 4-Way Flat - 8" Long	28.95
47415	6-Way Round with Round Pins to 6-Way Square - 12" Long	27.95
47435	6-Way Round with Round Pins to 7-Way Round with Flat Pins	36.95
37365	7-Way Round with Flat Pins to 4-Way Flat - 9" Long	19.95
47340	Endurance™ 7-Way Round with Flat Pins to 4-Way Flat with LED Test Lights - 10" Length	39.95
37375	7-Way Round with Flat Pins to 5-Way Flat	15.95
37375-10	10 Pack of 37375	152.95
47390	Endurance™ 7-Way Round with Flat Pins to 5-Way Flat with LED Test Lights - 10" Length	41.95
12-727	Plastic 7-Way Round with Flat Pins to Plastic 7-Way Round with Round Pins	57.95
47595	Plastic 7-Way Round with Flat Pins to Metal 7-Way Round with Round Pins	60.95
12-724	7-Way Round with Round Pins to 7-Way Round with Flat Pins	50.95
118710	7-Way European Style Round Pin to 4-Way Flat	45.95

7-Way Trailer Wiring Junction Boxes

- Provides a convenient & secure junction point for 6 or 7-way wiring
- Black or clear - 5/16" mounting holes
- Now available with 8 ft 7-Way cable
- 10-32 color coded studs with nuts
- Includes 5 open & 5 closed grommets

Part #	Description	List Price	With 7-Way	List Price
5601101	Black 7-Way Junction Box - Includes Grommets	\$ 22.95	5067003-560	\$ 130.95
5601101-4	4 Pack of Black 7-Way Junction Box - Includes Grommets	79.95	—	—
667-7090	Translucent 7-Way Junction Box - Includes Grommets	24.95	5067003-667	141.95
670-7208	Strain Relief Fitting with Seal	5.95	—	—



Black Nylon Tie Wraps

- Available in 8", 11" & 14" lengths
- Standard black single loop ties

Description	25 Pack		100 Pack		1,000 Pack	
	Part #	List Price	Part #	List Price	Part #	List Price
8" Long x 3/16" Wide	TW-8	\$ 1.75	TW-8-C	\$ 4.25	TW-8-M	38.95
11" Long x 3/16" Wide	TW-11	2.75	TW-11-C	8.25	TW-11-M	62.95
14" Long x 3/16" Wide	TW-14	2.75	TW-14-C	8.25	TW-14-M	74.95
14" Long x 5/16" Wide	HDTW-14	8.95	HDTW-14-C	31.95	—	—



Tectran Dual Clamp Cable Ties

- Optional 1/4" mounting hole
- Temperature range: -40°F to 200°F

Part #	Description	Size	List Price
936-135	10 Black Nylon Releaseable Straps	1/2" x 13"	\$ 27.95
936-195	10 Black Nylon Releaseable Straps	1/2" x 19"	26.95



Coiled Cord Trailer Connectors

- No need for adapters or extensions
- 787194 has male & female ends
- Keeps wiring neat - prevents dragging and wire damage while towing

Part #	Description	List Price
787194	4 / 5-Flat to 4 / 5-Flat Coiled Connector - 4 ft	\$45.95
54000-026	4-Flat Coiled Trailer End Connector - 11 ft - Wesbar	69.95
54000-027	5-Flat Coiled Trailer End Connector - 11 ft - Wesbar	78.95
LM-47065	7-Way Round with Flat Pins to 4-Flat Coiled - 3 ft - Hopkins	64.95
LM-47075	7-Way Round with Flat Pins to 5-Flat Coiled - 3 ft - Hopkins	74.95
787196	7-Way Round with Flat Pins to 5-Flat Coiled - 8 ft	67.95
787195	7-Way Round with Flat Pins to 5-Flat Coiled - 4 ft	52.95
LM-47083	7-Way Round with Flat Pins to 6-Way Round with Center Pin Auxiliary Power Coiled Connector - 3 ft - Hopkins	101.95
LM-47085	7-Way Round with Flat Pins to 6-Way Round with Center Pin Electric Brakes Coiled Connector - 3 ft - Hopkins	101.95
37130	Light Duty - Black (ETB) 7-Way Round with Round Pin Connectors Both Ends - 15 ft - (6) 14 Gauge Wires & (1) 12 Gauge Wire	113.95
37072	ABS Duty - Green (ATG) 7-Way Round with Round Pin Connectors Both Ends - 15 ft - (4) 12 Gauge Wires, (2) 10 Gauge Wires, And (1) 8 Gauge Wire	201.95

Note: 5-way flats mate with either 5-way flat or 4-way flat



7-Way to Cigarette Lighter Plug Adapter

- Provides 12 volt power at rear of vehicle for travel accessories
- Great for tailgating
- Ideal for power inverter hook-up

Part #	Description	List Price
118019	7-Way to Cigarette Lighter Plug Adapter - with Flat Pins	\$ 30.95



Lamp Out By-Pass for LED Equipped Trailers

- Designed for use with VW Touareg, Audi Q7, Porsche Cayenne & others with 'trailer lamp out' sensors
- Eliminates false 'trailer lamp out' readings when towing trailers equipped with LED Lights

Part #	Description	List Price
20141	7-Way RV to 5-Flat Plug Lamp Out By-Pass Adapter	\$ 23.95
20142	7-Way RV to 7-Way RV Lamp Out By-Pass Adapter	45.95
CM-57003	7-Way RV to 7-Way RV Lamp Out By-Pass Adapter - 12" Long	70.95



Primary Wire - 4 to 16 Gauge

- SAE grade single strand wire
- Larger spools available
- 100 & 500 ft spools (4 gauge - 25 ft)
- American made quality



Larger spool sizes & larger gauge wire available by special order

Call 1-800-624-7630 for quote

Gauge	Colors	100 ft Spools		500 ft Spools	
		Part #	List Price	Part #	List Price
4 Gauge	Red - 25 ft	04606	\$ 93.95	—	—
	Black - 25 ft	04607	93.95	—	—
8 Gauge	Red	02550	149.95	—	—
	Black	02552	149.95	—	—
10 Gauge	Red	02508	85.95	—	—
	Black	02510	85.95	—	—
	White	02509	85.95	—	—
12 Gauge	Red	02458	53.95	02472	\$ 1256.95
	Black	02460	53.95	02474	256.95
	Blue	02464	53.95	02478	256.95
	White	02459	53.95	02473	256.95
14 Gauge	Red	02408	36.95	02422	169.95
	Black	02410	36.95	02424	169.95
	Blue	02414	36.95	02428	169.95
	White	02409	36.95	02423	169.95
	Yellow	02412	36.95	02426	169.95
	Green	02411	36.95	02425	169.95
	Brown	02413	36.95	02427	169.95
16 Gauge	Red	02358	26.95	02372	114.95
	Black	02360	26.95	02374	114.95
	Blue	02364	26.95	02378	114.95
	White	02359	26.95	02373	114.95
	Yellow	02362	26.95	02376	114.95
	Green	02361	26.95	02375	114.95
	Brown	02363	26.95	02377	114.95

Bonded Parallel Multi-Conductor Wire

- SAE grade 2, 3, 4, or 5 strand bonded wire
- Color coded for circuit ID
- American made quality



Part #	Gauge	Conductor	Colors	Spool Size	List Price
02927	16 GA	2	Yellow - Brown	100 ft	\$ 75.95
02930	16 GA	2	Green - Brown	100 ft	75.95
02902	14 GA	2	Red - Black	1,000 ft	649.95
02912	16 GA	3	Brown - Green - Yellow	100 ft	99.95
02915	16 GA	4	Brown/Green/White/Yellow	100 ft	142.95
02916	16 GA	4	Brown/Green/White/Yellow	500 ft	499.95
02906	14 GA	4	Brown/Green/White/Yellow	100 ft	169.95
02907	14 GA	4	Brown/Green/White/Yellow	500 ft	662.95
02941	Multi	4	16 Gauge White, 18 Gauge Brown, Green, Yellow	25 ft	37.95
02937	16 GA	5	Brown/Green/White/Yellow/Blue	100 ft	138.95
02938	16 GA	5	Brown/Green/White/Yellow/Blue	500 ft	579.95
02933	14 GA	5	Brown/Green/White/Yellow/Blue	100 ft	179.95
02934	14 GA	5	Brown/Green/White/Yellow/Blue	500 ft	786.95
03251	12 GA	2	Grey Jacket, Black & Blue Wire	100 ft	139.95
03252	12 GA	2	Grey Jacket, Black & Blue Wire	500 ft	570.95

Trailer Lighting Cable

- Neoprene covered for rough service
- Great for 5th wheel & goosenecks



Part #	Gauge	Conductor	Colors	Spool Size	List Price
04904	14 GA	4	Red/White/Black/Brown	100 ft	\$ 199.95
04923	14 GA	4	Red/Yellow/Green/Brown	100 ft	199.95
04925	14 GA	6	Red/Blue/Black/Brown/Green/Yellow	100 ft	285.95
04906	14 GA	6	Red/White/Black/Brown/Green/Yellow	100 ft	269.95
04908	14 GA	7	Red/White/Black/Brown/Green/Yellow/Blue	100 ft	305.95
04928	14 GA	4	White/Yellow/Green/Brown	100 ft	185.95
04929	14 GA	4	White/Yellow/Green/Brown	500 ft	875.95
04916	Multi	7	Black/White - 10 Gauge, Blue - 12 Gauge, Brown/Green/Red/Yellow 14 Gauge	Sold per ft	6.95

Braided Split Sleeving

- Unique split semi-rigid construction
- Edges overlap by 25% for complete coverage of wire harnesses
- Easy to install - expandable
- Won't pucker in tight corners
- UV resistant black construction

Part #	Gauge	Colors	Spool	List Price
20342	1/2"	Braided Split Sleeving	50 ft	\$ 99.95
20343	3/4"	Braided Split Sleeving	50 ft	124.95
20344	1"	Braided Split Sleeving	50 ft	169.95



Tectran Spiral Wrap

- Wraps around wire, cable or hoses
- UV resistant - flexible to -40°F

Part #	Description	Inside Diameter	Length	List Price
812SPR-16	Black Spiral Wrap	3/4"	16 ft	\$ 37.95
816SPR-16	Black Spiral Wrap	1"	16 ft	49.95
820SPR-16	Black Spiral Wrap	1 1/4"	16 ft	66.95
824SPR-16	Black Spiral Wrap	1 1/2"	16 ft	102.95



Split Loom

- Polyethylene - black - slit
- Protects wire - gives OE appearance

Part #	Gauge	Colors	Length	List Price
LCP-350	3/8"	Black Polyethylene Loom	100 ft	\$ 19.95
LCP-500	1/2"	Black Polyethylene Loom	100 ft	29.95
LCP-750	3/4"	Black Polyethylene Loom	100 ft	40.95



Frame Clips

Part #	Description	L	H	Quantity	List Price
DC-9620	Small Frame Clip	1 1/8"	3/16"	25	\$ 11.95
DC-9621	Medium Frame Clip	1 5/8"	1/4"	25	13.95
DC-9622	Large Frame Clip	1 5/8"	3/8"	25	13.95
510-72	Medium Duty Frame Clip			25	8.95
511-72	Heavy Duty Frame Clip			25	45.95



Tectran Tec-Clamps

- Opens & closes with aluminum clasp
- Carabiner-style hanger clips
- 9890ST designed to fit Tectran 3-in-one air-power lines

Part #	Description	List Price
9890ST	Single-Hole Tec-Clamp with Stainless Steel Clip	\$ 23.95
9888	3-Hole Tec-Clamp with E-Coated Clip	10.95



Cable & Loom Clamps

- Attach wiring to trailer frame
- Large enough to hold several wires

Part #	Description	Size	Quantity	List Price
DC-2406	Nylon Cable Clamp	3/8"	25	\$ 2.95
DC-2408	Nylon Cable Clamp	1/2"	25	2.95
DC-2412	Nylon Cable Clamp	3/4"	25	5.95
DC-2416	Nylon Cable Clamp	1"	25	5.95
903R	Rubber Covered Metal Clamp	3/8"	25	15.95
904R	Rubber Covered Metal Clamp	1/2"	25	18.95
906R	Rubber Covered Metal Clamp	3/4"	25	23.95



Rubber Grommets & Nylon Bushings

- Protects wires from metal contact
- Size is inside hole diameter

Part #	Description	Size	Quantity	List Price
DC-5102	Rubber Grommets	1/8"	25	\$ 5.15
DC-5152	Rubber Grommets	1/4"	25	8.95
DC-5154	Rubber Grommets	3/8"	25	20.95
DC-5158	Rubber Grommets	1/2"	25	28.95
DC-5164	Rubber Grommets	3/4"	25	27.95
965-13	Nylon Bushing	25/64"	10	5.95
965-14	Nylon Bushing	39/64"	10	4.95



Standard Fuses & Holders



Part #	Description	List Price
79125	Standard Auto Fuse Holder & Fuse - 20 Amp - 8" Length	\$ 5.95
79135	Standard Auto Fuse Holder & Fuse - 30 Amp - 8" Length	4.95
Standard Glass AGC Fuses		
9825	5 Pack of 20 Amp AGC Standard Auto Fuses	2.95
9835	5 Pack of 30 Amp AGC Standard Auto Fuses	2.95

Blade-Type Fuse Holders

Part #	Description	List Price
46020	In-Line Blade Fuse Holder for ATC Fuses Up to 15 Amps	\$ 4.35
46021	In-Line Blade Fuse Holder for ATC Fuses Up to 20 Amps	4.35

WirthCo Fuse Block Cases

- Blade-type fuse holder for slip-on spade wiring terminals
- Dust cover included
- Models for 4 or 6 fuses



Part #	Description	List Price
30110-7	Fuse Block Case - Holds 4 ATC Blade-Type Fuses	\$ 15.95
30111-7	Fuse Block Case - Holds 6 ATC Blade-Type Fuses	20.95

WirthCo Tapa-Circuit with Dual Fuse Holder

- Turns 1 blade-type fuse slot into 2
- 10 Amp rating at 12 volts
- 16 Gauge lead - fuses not included
- Provides one fuse holder to protect existing circuit, second fuse holder to protect new circuit - 5" length



Part #	Description	List Price
30003	Tapa-Circuit with Dual Fuse Holder for ATO/ATC Fuses	\$ 5.95
30103	Tapa-Circuit with Dual Fuse Holder for ATM Fuses	5.95

Blade-Type & Cartridge-Style Fuses



Part #	Style	Amp	Color	Pack	List Price
ATC-75	Blade (1)	7.5	Brown	5	\$ 3.55
ATC-10	Blade (1)	10	Red	5	3.55
ATC-15	Blade (1)	15	Blue	5	4.95
ATC-20	Blade (1)	20	Yellow	5	3.55
ATC-30	Blade (1)	30	Green	5	3.55
ATM-75	Mini - Blade	7.5	Brown	5	3.95
ATM-10	Mini - Blade	10	Red	5	4.95
ATM-15	Mini - Blade	15	Blue	5	4.95
ATM-20	Mini - Blade	20	Yellow	5	4.95
ATM-25	Mini - Blade	25	Natural	5	3.95
ATM-30	Mini - Blade	30	Green	5	3.95
MAX-30	Maxi - Blade (1)	30	Green	1	4.95
MAX-40	Maxi - Blade (1)	40	Orange	1	4.95
MAX-60	Maxi - Blade (1)	60	Blue	1	4.95
FMX-20	FMX Fuse - Cartridge	20	Blue	1	10.95
FMX-30	FMX Fuse - Cartridge	30	Pink	1	10.95
FMX-40	FMX Fuse - Cartridge	40	Green	1	10.95
PAL-20	PAL Fuse - Cartridge	20	Blue	1	7.95
PAL-30	PAL Fuse - Cartridge	30	Pink	1	7.95
PAL-40	PAL Fuse - Cartridge	40	Green	1	7.95

(1) Use with blade-type fuse holders shown above

Dual USB Charger

- 1 Amp & 2.1 Amp ports - both 5 Volt
- Includes faceplate & hardware
- Indicator light shows power
- Weatherproof cover included



Part #	Description	List Price
WC-20601	Dual USB Charger with Weatherproof Cover	\$ 25.95

Circuit Breakers

- Metal housing with mounting bracket
- Automatic reset
- 10-32 studs with yellow di-chromate plating on battery terminal

Description	Single	List Price	5-Pack	List Price
15 Amp Circuit Breaker	54-515	\$ 7.95	—	—
20 Amp Circuit Breaker	54-520	7.95	54-520-B	\$ 38.95
25 Amp Circuit Breaker	54-525	7.95	54-525-B	38.95
30 Amp Circuit Breaker	54-530	7.95	54-530-B	38.95
40 Amp Circuit Breaker	54-540	7.95	54-540-B	38.95
50 Amp Circuit Breaker	54-250	9.95	—	—
100 Amp Thermal Type Breaker - Auto Reset - 30 VDC	54-851-PL	73.95	—	—
150 Amp Thermal Type Breaker - Auto Reset - 30 VDC	54-852-PL	73.95	—	—



54-515



54-851-PL

Blade-Type Circuit Breakers

- Automatic & manual reset models
- Mini, ATC, and Maxi styles

Part #	Description	List Price
54-911	15 Amp ATC Type II Blade Circuit Breaker	\$ 14.95
54-321-PL	20 Amp Manual Reset Blade Circuit Breaker - ATC-Style Terminals	18.95
54-331-PL	30 Amp Manual Reset Blade Circuit Breaker - ATC-Style Terminals	23.95
54-981	15 Amp Maxi Type II Blade Circuit Breaker	14.95
54-983	25 Amp Maxi Type II Blade Circuit Breaker	14.95
71330	30 Amp Maxi Type II Blade Circuit Breaker	8.95
71340	40 Amp Maxi Type II Blade Circuit Breaker	9.95
71350	50 Amp Maxi Type II Blade Circuit Breaker	9.95



54-911



54-321-PL



54-981



71330

Self-Tapping Screws

- Zinc plated self-tapping screws
- Hex head - sold in bags of 25

Part #	Description	List Price
STS-8	#8 x 1" Self-Tapping Screws	\$ 2.55
STS-10	#10 x 1" Self-Tapping Screws	2.95
STS-14	1/4" x 1" Self-Tapping Screws	9.95



Bag of 25

3M Quick Wire Connectors

Part #	Description	List Price
31562	100 Pack of 14-16-18 Gauge Blue Wire Connectors	\$ 29.95
31562B	500 Pack of 14-16-18 Gauge Blue Wire Connectors	144.95
31574	100 Pack of 14-16-18 Gauge White Wire Connectors	34.95
32562	25 Pack of 10-12 Gauge Yellow Wire Connectors	13.95
Moisture-Resistant Connectors		
31762-4	4 Pack of 14-16-18 Gauge Blue Wire Connectors with Sealer	2.35
31762	25 Pack of 14-16-18 Gauge Blue Wire Connectors with Sealer	12.95



31562



32562



31762-4

Wire Nuts

- Use with 14 to 22 gauge wire
- Connects two wires together

Part #	Description	List Price
2705	Pack of 25 Wire Nuts	\$ 3.55



Terminals & Connectors



Style	Color	Wire Size	Stud Size	25-Pack	List Price	100-Pack	List Price
Rings	Blue	14-16 GA	6	452065-25	\$ 3.95	452065	\$ 11.95
			8	452085-25	3.95	452085	10.95
			10	452105-25	3.95	452105	11.95
			1/4"	452145-25	4.95	452145	15.95
			5/16"	452565-25	4.95	452565	15.95
			3/8"	452385-25	4.95	452385	16.95
	Yellow	10-12 GA	10	453105-25	4.95	453105	14.95
			1/4"	453145-25	6.95	453145	24.95
			5/16"	453565-25	6.95	453565	24.95
			3/8"	453385-25	6.95	453385	22.95
Spades	Blue	14-16 GA	6	462065-25	3.95	462065	11.95
			8	462085-25	3.95	462085	11.95
			10	462105-25	3.95	462105	11.95
	Yellow	10-12 GA	6	463065-25	3.95	463065	11.95
			8	463085-25	4.95	463085	14.95
			10	463105-25	4.95	463105	14.95
Quick Disconnect Female	Blue	14-16 GA	—	492005-25	3.95	492005	11.95
	Yellow	10-12 GA	—	493005-25	3.95	493005	12.95
Quick Disconnect Male	Blue	14-16 GA	—	432005-25	4.95	432005	14.95
	Yellow	10-12 GA	—	433005-25	4.95	433005	15.95
Butt Connectors	Red	18-22 GA	—	421005-25	2.95	421005	9.95
	Blue	14-16 GA	—	422005-25	2.95	422005	9.95
	Yellow	10-12 GA	—	423005-25	4.95	423005	17.95
Cool Seal Butt Connectors	Red	18-22 GA	—	42683-25	42.95	—	—
	Blue	14-16 GA	—	42684-25	45.95	—	—
	Yellow	10-12 GA	—	42685-25	48.95	—	—
Shrink Tube Butt Connectors	Red	18-22 GA	—	921005-25	19.95	921005	77.95
	Blue	14-16 GA	—	922005-25	20.95	922005	78.95
	Yellow	10-12 GA	—	923005-25	31.95	923005	125.95



WirthCo Battery Terminal Adapters

- Mount to battery post for easy auxiliary power hook-up
- Provides reliable direct battery connections
- WC-30500 designed for use with new GM double-stacked cables
- All parts are solid brass construction

Part #	Description	List Price
WC-30300	Side Post - Replaces Existing Battery Bolt	\$ 6.95
WC-30400	Side Post - Longer Attachment Stud for Extra Hook-Up	7.95
WC-30500	Side Post - Use with New Gm Double-Stacked Cables	7.95
WC-30600	Top Post - Battery Bolt Mount - 5/16" 18 Thread	6.95
WC-30700	Side Post - Flat Plate Inserts Between Battery & Cable	3.95
WC-30703	Top Post - Attaches to Top Post Cable Bolt	3.95

Battery Boxes

- Black PVC battery storage boxes
- Includes cover with cable access

Part #	Description	List Price
03188	U-1 Battery Box with Strap - 8 1/4" x 5 1/4" x 6" Deep	\$ 18.95
13228	GC2 Battery Box with Strap - 11 1/2" x 8" x 9 1/2" Deep	51.95



Hopkins Tow Doctor & Trailer Doctor Test Units

- Tests all tow vehicle functions: ground, auxiliary power, brake controller, turn & backup lights
- Comes with storage case
- Adapts to 4, 6, or 7-way plugs
- Shows where there is a problem

Part #	Description	List Price
LM-50918	Tow Doctor - Vehicle Wiring Test Unit - Includes Adapters for 4-Flat, 6 & 7-Way RV Round	\$ 299.95
LM-50928	Trailer Doctor - Trailer Tester - Adapters As Above	519.95



LM-50918

Tekonsha Trailer Tester

- Quickly find problems in trailer wiring
- Self-contained 5 Amp/hr battery
- Test left/right turn, tail/marker, brake & backup circuits
- Tests overload, open & short circuits
- Comes complete with battery charger

Part #	Description	List Price
TK-8010	Trailer Tester - Includes Battery & Charger	\$ 499.95



Tekonsha Current Monitor

- Assists in determining if tow vehicle's 7-way socket is wired correctly
- Simulates trailer brakes on 1-4 axles
- Includes nylon storage bag
- Excellent diagnostic tool for install, set-up & troubleshooting of electric trailer brake controllers
- Meters display Volts & Amperes

Part #	Description	List Price
TK-6565	Current Monitor - 7-Way RV-Style Plug & 18 ft Cord	\$ 458.95



Tectran Dielectric Silicone

- Protects electrical contacts
- Spray formula fights corrosion & helps prevent shorts in connections
- Non-conductive & non-water soluble

Part #	Description	List Price
DEG-001	.25 oz Dielectric Silicone Compound	\$ 5.95
500-55	14 oz Can of Pendilube 6-In-1 Spray Formula	27.95



DEG-001

500-55

Electrical Tape

- UL approved - all weather rated
- Self-fusing provides moisture seal

Part #	Description	List Price
21000	3/4" Wide x 60 ft Black PVC All-Weather Tape Roll - Each	\$ 4.95
21000-10	10 Pack of 3/4" Wide x 60 ft Black PVC All-Weather Tape Roll	38.95
04367	10 ft Self-Fusing Tape Roll - Cures in 24 Hours - Each	14.95



21000-10

Crimpers & Strippers

- Crimping pliers
- Self-adjusting stripper
- Cuts, crimps & strips wire
- 10 gauge to 22 gauge wire

Part #	Description	List Price
100-002	Crimping Pliers - Cuts, Crimps and Strips Wire	\$ 12.95
200-072	Self-Adjusting Stripper & Crimper	33.95



100-002

200-072

12 Volt Circuit Testers

- Handle glows to indicate power
- Great quality

Part #	Description	List Price
W-2981	Heavy Duty Circuit Tester - Straight Probe - Tests 6, 12 & 24 Volts AC & DC - Reinforcing Spring	\$ 7.95
W-2992	LCD Digital Circuit Tester - Coiled Cord - 3 to 48 Volts	29.95
W-2978	Hybrid LED Circuit Tester - 12 or 42 Volts	24.95



W-2981



Brake Control Harnesses



Make	Year	Application		Universal		Custom Fit Brake Control Harnesses			
		Model	Style	No Brake Control Mating Plug		For Draw-Tite & Tekonsha Controls		For Hopkins Brake Controls	
				Part #	List \$	Part #	List \$	Part #	List \$
Acura									
Acura	2013-20	MDX	All	N/A	—	TK-3028-P	34.95	N/A	—
Buick, Cadillac, Chevrolet/GMC, Hummer, & Saturn									
Buick	2008-17	Enclave	w/ 7-Way Tow Package	TK-3026-S	31.95	TK-3026-P	43.95	47875	37.95
Cadillac	2015-22	Escalade	All	TK-3016-S	31.95	TK-3016-P	43.95	53075	31.95
Chevrolet/GMC	2007-20	Acadia (2017 Limited)	w/ 7-Way Tow Package	TK-3026-S	31.95	TK-3026-P	43.95	47875	37.95
	2019-22	Silverado & Sierra 1500	All	N/A	—	TK-3064-P	33.95	N/A	—
	2014-18	Silverado & Sierra 1500	All	TK-3016-S	31.95	TK-3016-P	43.95	53075	31.95
	2020-22	Silverado & Sierra 2500 HD & 3500 HD	All	N/A	—	TK-3064-P	33.95	N/A	—
	2015-19	2500 & 3500 HD, 3500 Cab & Chassis	All	TK-3016-S	31.95	TK-3016-P	43.95	53075	31.95
	2003-06	Silverado & Sierra & 2007 Classic	All	TK-3015-S	31.95	TK-3015-P	33.95	47795	30.95
	1999-02	Silverado / Sierra 1500	All	TK-3025-S	31.95	TK-3025-P	33.95	N/A	—
	2015-22	Suburban	All	TK-3016-S	31.95	TK-3016-P	43.95	53075	31.95
	2015-22	Tahoe	All	TK-3016-S	31.95	TK-3016-P	43.95	53075	31.95
	2009-20	Traverse	w/ 7-Way Tow Package	TK-3026-S	31.95	TK-3026-P	43.95	47875	37.95
2015-22	Yukon	All	TK-3016-S	31.95	TK-3016-P	43.95	53075	31.95	
Hummer	2003-07	H2	All	TK-3015-S	31.95	TK-3015-P	33.95	47795	30.95
Saturn	2007-09	Saturn Outlook	w/ 7-Way Tow Package	TK-3026-S	31.95	TK-3026-P	43.95	47875	37.95
Chrysler, Dodge, Jeep, RAM									
Chrysler	2007-09	Aspen	with Tow Package	TK-3020-S	31.95	TK-3020-P	35.95	47755	30.95
	2017-20	Pacifica	with Tow Package	TK-3045-S	31.95	TK-3045-P	43.95	53035	39.95
	2020-21	Voyager	w/ 7-Way Tow Package	TK-3045-S	31.95	TK-3045-P	43.95	53035	39.95
Dodge	1997-11	Dakota Pickup	with Tow Package	TK-3020-S	31.95	TK-3020-P	35.95	47755	30.95
	2011-21	Durango	with Tow Package	TK-3045-S	31.95	TK-3045-P	43.95	53035	39.95
	1998-09		with Tow Package	TK-3020-S	31.95	TK-3020-P	35.95	47755	30.95
Jeep	2018-21	Gladiator & JL	with Tow Package	N/A	—	TK-3073-P	41.95	N/A	—
	2014-20	Cherokee	w/ 7-Way Tow Package	TK-3014-S	31.95	TK-3014-P	41.95	N/A	—
	2011-21	Grand Cherokee	with Tow Package	TK-3045-S	31.95	TK-3045-P	43.95	53035	39.95
RAM	2015-22	RAM 1500, 2500 & 3500	All	N/A	—	TK-3024-P	39.95	53056	39.95
	2013-14		All	TK-3023-S	31.95	TK-3023-P	63.95	53055	39.95
	2010-12	Dodge RAM Pickup - Full-Size	All	TK-3021-S	31.95	TK-3021-P	43.95	53015	39.95
	1995-09	Dodge RAM Pickup	Full Size	TK-3020-S	31.95	TK-3020-P	35.95	47755	30.95
Ford, Lincoln, Mercury, Land Rover									
Ford	2021-22	Ford Bronco	All	TK-3036-S	—	TK-3036-P	29.95	N/A	—
	1994-96		All	TK-3035-S	31.95	TK-3035-P	29.95	47715	24.95
	2000-05	Excursion	All	TK-3035-S	31.95	TK-3035-P	29.95	47715	24.95
	2018-21	Expedition	All	N/A	—	TK-3077-P	33.95	N/A	—
	2015-17		All	TK-3036-S	31.95	TK-3036-P	29.95	47845	37.95
	2013-14		All	TK-3034-S	31.95	TK-3034-P	33.95	47855	37.95
	1997-12		All	TK-3035-S	31.95	TK-3035-P	29.95	47715	24.95
	2002-22	Ford Explorer	with Tow Package	TK-3035-S	31.95	TK-3035-P	29.95	47715	24.95
	2009-21	F-150 Pickup	All	TK-3036-S	31.95	TK-3036-P	29.95	47845	37.95
	2017-22	F-250 - 550 Super Duty	All	TK-3036-S	31.95	TK-3036-P	29.95	47845	37.95
	2008-16		w/o Tow Command (1)	TK-3034-S	31.95	TK-3034-P	33.95	47855	37.95
	2005-07	F-250 & 350 Super Duty	w/o Tow Command (1)	TK-3065-S	31.95	TK-3065-P	31.95	47735	30.95
	1994-04	F-250 & 350 HD & Super Duty	All	TK-3035-S	31.95	TK-3035-P	29.95	47715	24.95
	1994-08	F-150 Pickup	All	TK-3035-S	31.95	TK-3035-P	29.95	47715	24.95
	2012-20	Flex	with Tow Package	TK-3036-S	31.95	TK-3036-P	29.95	47845	37.95
	2009-11		with Tow Package	TK-3035-S	31.95	TK-3035-P	29.95	47715	24.95
2009-14	Van Full-Size	All Except RV Cutaway	TK-3034-S	31.95	TK-3034-P	33.95	47855	37.95	
1992-08		All Except Cutaway	TK-3035-S	31.95	TK-3035-P	29.95	47715	24.95	
Land Rover	2012-19	Evoque	All	TK-3035-S	31.95	TK-3035-P	29.95	47715	24.95
	2005-09	LR3	All	TK-3035-S	31.95	TK-3035-P	29.95	47715	24.95
	2010-16	LR4	All	TK-3035-S	31.95	TK-3035-P	29.95	47715	24.95
	2005-15	Range Rover Including Sport	All	TK-3035-S	31.95	TK-3035-P	29.95	47715	24.95
	2020-21	Range Rover Sport	All	TK-3035-S	31.95	TK-3035-P	29.95	47715	24.95
Lincoln	2015-22	Navigator	All	TK-3036-S	31.95	TK-3036-P	29.95	47845	37.95
	2013-14	Lincoln Navigator	All	TK-3034-S	31.95	TK-3034-P	33.95	47855	37.95
	1998-12		All	TK-3035-S	31.95	TK-3035-P	29.95	47715	24.95
	2012-19	MKT	with Tow Package	TK-3036-S	31.95	TK-3036-P	29.95	47845	37.95
	2010-11		with Tow Package	TK-3035-S	31.95	TK-3035-P	29.95	47715	24.95

Make	Year	Application		Universal		Custom Fit Brake Control Harnesses			
		Model	Style	No Brake Control Mating Plug		For Draw-Tite & Tekonsha Controls		For Hopkins Brake Controls	
				Part #	List \$	Part #	List \$	Part #	List \$
Mercury	2002-10	Mountaineer	with Tow Package	TK-3035-S	31.95	TK-3035-P	29.95	47715	24.95
Freightliner									
Freightliner	2004-20	SI & XC	All	N/A	—	TK-3027-P	38.95	N/A	—
	2012-21	Sprinter 1500	All	N/A	—	TK-3030-P	42.95	N/A	—
	2007-21	Sprinter 2500 & 3500	All	N/A	—	TK-3063-P	42.95	N/A	—
Honda									
Honda	2009-22	Pilot	with Tow Package	TK-3070-S	31.95	TK-3070-P	26.95	47935	30.95
	2006-14 & 2017-22	Ridgeline	with Tow Package	TK-3070-S	31.95	TK-3070-P	26.95	47935	30.95
Mercedes-Benz									
Mercedes-Benz	2012-20	GL350, 450 & 550,	with Tow Package	N/A	—	TK-3066-P	38.95	N/A	—
	2016-22	GLE 350 & GLE63 AMG	with Tow Package	N/A	—	TK-3066-P	38.95	N/A	—
	2017-21	GLE43 AMG, GLS450 & GLS63 AMG	with Tow Package	N/A	—	TK-3066-P	38.95	N/A	—
	2016-20	GLE550	with Tow Package	N/A	—	TK-3066-P	38.95	N/A	—
	2012-21	ML350	with Tow Package	N/A	—	TK-3066-P	38.95	N/A	—
	2012-21	1500 Sprinter	All	N/A	—	TK-3030-P	42.95	N/A	—
	2007-11	Sprinter	All	N/A	—	TK-3063-P	42.95	N/A	—
2012-20	2500 & 3500 Sprinter	All	N/A	—	TK-3063-P	42.95	N/A	—	
Nissan & Infiniti									
Infiniti	2004-13	QX56	All	TK-3050-S	31.95	TK-3050-P	35.95	47635	28.95
Nissan	2004-22	Armada	All	TK-3050-S	31.95	TK-3050-P	35.95	47635	28.95
	2005-22	Frontier	All	TK-3050-S	31.95	TK-3050-P	35.95	47635	28.95
	2013-22	NV1500-3500	All	TK-3050-S	31.95	TK-3050-P	35.95	47635	28.95
	2005-20	Pathfinder	All	TK-3050-S	31.95	TK-3050-P	35.95	47635	28.95
	2004-22	Titan	All Except Titan XD	TK-3050-S	31.95	TK-3050-P	35.95	47635	28.95
	2005-15	Xterra	with Tow Package	TK-3050-S	31.95	TK-3050-P	35.95	47635	28.95
Subaru									
Subaru	2019-21	Ascent - All Models	All	N/A	—	TK-3062-P	33.95	N/A	—
Toyota & Lexus									
Lexus	2010-20	GX-460	All	TK-3040-S	31.95	TK-3040-P	39.95	47815	30.95
	2003-09	GX-470	All	TK-3040-S	31.95	TK-3040-P	39.95	47815	30.95
	2003-07	LX-470	All	TK-3040-S	31.95	TK-3040-P	39.95	47815	30.95
	2008-21	LX-570	All	TK-3040-S	31.95	TK-3040-P	39.95	47815	30.95
Toyota	2014-22	4Runner	All	N/A	—	TK-3041-P	41.95	N/A	—
	2003-13		All	TK-3040-S	31.95	TK-3040-P	39.95	47815	30.95
	2003-22	Land Cruiser	All	TK-3040-S	31.95	TK-3040-P	39.95	47815	30.95
	2003-22	Sequoia	All	TK-3040-S	31.95	TK-3040-P	39.95	47815	30.95
	2016-22	Tacoma	All	TK-3031-S	31.95	TK-3031-P	41.95	47816	30.95
	2007-15		All	TK-3040-S	31.95	TK-3040-P	39.95	47815	30.95
	2015-17		Tundra	All	TK-3031-S	31.95	TK-3031-P	41.95	47816
	2003-14	Tundra	All	TK-3040-S	31.95	TK-3040-P	39.95	47815	30.95
Universal Parts									
Brake Control Connector with 4 Wires - 12" Length				N/A	—	DT-20127	11.95	N/A	—
Brake Control Connector with 4 Wires - 60" Length				N/A	—	20160	25.95	N/A	—
Hayes Brake Controller Universal Hardwire Harness				81789-HBC	23.95	—	—	—	—

(1) Includes cab & chassis models

Curt Echo® Under-Dash Brake Control

- Bluetooth connection to control all brake settings from your smartphone
- Custom-designed app monitors brake activity and sends status updates
- Triple-axis, motion-sensing accelerometer for highly responsive, smooth stops
- Stores multiple trailer profiles
- Operates 2-8 trailer brakes at a time (1-4 axles)
- Multi-color LED indicator for easy setup and troubleshooting
- Clear, in-app warning system for voltage recognition and no-brake situations
- Downloadable app available for Apple iOS and Android OS
- Sleep mode feature included to reduce power drain
- Simple installation using included adhesive pad or zip ties
- Plug-and-play install with vehicle-specific quick plug harness (sold separately)
- Automatic calibration reduces setup requirements
- Allows incoming calls to be received while app is running
- Compatible with low-volt, PWM, ABS, cruise control and electric over hydraulic
- Built-in reverse-polarity and short-circuit protection



Part #	Description	List Price
★ CM-51190	Echo® Under-Dash Brake Controller for 2 to 8 Brakes	\$ 269.95

Custom fit brake control harness available - See page 156-157



Bluetooth connects to smartphone (not included)

Curt Echo® Wireless Brake Control

- Bluetooth connection to control all brake settings from smartphone
- Custom-designed app monitors brake activity & sends status updates
- Plug-and-play in between vehicle-to-trailer RV-style 7-Way connectors
- Triple-axis motion-sensing accelerometer for smooth stops
- Multi-color led indicates power, trailer detection & wireless connectivity
- Potted enclosure seals electronics from the elements for durability

Part #	Description	List Price
CM-51180	Echo® Brake Control for 2 to 4 Brakes	\$ 296.95



Curt Spectrum Brake Control

- Controls all brake settings with a simple push-button rotary knob
- Clean, dash-mounted, OEM-style user interface with 10 tri-color LEDs
- Main module mounts out of sight
- Triple-axis, motion-sensing accelerometer for smooth stops
- Easily accessible manual override
- Features two installation options - drill mount or surface adhesive
- User-selectable power output & trailer brake light activation
- Automatic leveling & calibration eliminates setup requirements

Part #	Description	List Price
CM-51170	Spectrum Brake Control for 2 to 8 Brakes	\$ 256.95

Custom fit brake control harness available - See page 156-157



Draw-Tite Activator IV Brake Control

- "Plug & play" harnesses available
- Digital output & overload indicator
- Up-front push buttons for sync & output control
- Mounts in any position - no leveling
- 2 to 8 brake trailers
- Small compact design
- Limited lifetime warranty

Part #	Description	List Price
5504	Activator IV Brake Control for 2 to 8 Brakes	\$ 189.95
5504-BAKERS	Buy 12 Get the 13th Free - Bakers Dozen	—

Custom fit brake control harness available - See page 156-157



Draw-Tite I-Command Brake Control

- Features proportional braking for smooth controlled stops
- Boost feature gives ability to apply more initial trailer braking
- Small, compact design - 4" x 2" x 6.75"
- Diagnostic features incorporated in the LED digital display
- Push buttons for sync & boost
- 2 to 8 brake trailers
- Limited lifetime warranty

Part #	Description	List Price
5535	I-Command Brake Control for 2 to 8 Brakes	\$ 164.95
5535-BAKERS	Buy 12 Get the 13th Free - Bakers Dozen	—

Custom fit brake control harness available - See page 156-157



Draw-Tite Pod Brake Control

- Solid state - mounts in any direction
- LED indicates complete brake circuit
- Now accepts custom fit harnesses
- 5 year limited warranty

Part #	Description	List Price
80500	Pod Brake Control for 2 to 4 Brake Systems	\$ 87.95
80500-BAKERS	Buy 12 Get the 13th Free - Bakers Dozen	—

Custom fit brake control harness available - See page 156-157



Draw-Tite Pilot Brake Control

- Digital display shows Voltage to brakes
- Protection against short circuit & loss of ground
- Microprocessor allows unit to be upside down and still read display
- Lifetime limited warranty

Part #	Description	List Price
80550	Pilot Brake Control for 2 to 6 Brake Systems	\$ 123.95
80550-BAKERS	Buy 12 Get the 13th Free - Bakers Dozen	—

Custom fit brake control harness available - See page 156-157

Tekonsha Voyager Brake Control

- Now accepts custom fit harnesses
- LED shows relative braking power & indicates completed brake circuit
- Minimizes interference with tow vehicle electrical systems
- 5 year limited warranty



Part #	Description	List Price
TK-9030	Voyager Brake Control for 2 to 8 Brake Systems	\$ 148.95
TK-9030-BAKERS	Buy 12 Get the 13th Free - Bakers Dozen	—

Custom fit brake control harness available - See page 156-157

Tekonsha P3

- LCD display with multiple color & contrast options - 5 built-in programs
- Can be used with electric over hydraulic brake systems
- Quick disconnect for easy storage
- "Boost" feature allows different levels of customized braking
- Limited lifetime warranty



Part #	Description	List Price
TK-90195	P3 Brake Control for 2 to 8 Brake Systems	\$ 320.95

Custom fit brake control harness available - See page 156-157

Tekonsha Primus IQ Brake Control

- No leveling adjustment necessary
- Digital display shows Voltage to brakes
- Quick disconnect wiring harness
- Boost feature for customized braking



Part #	Description	List Price
TK-90160	Primus IQ Brake Control for 2 to 6 Brakes Systems	\$ 178.95
TK-90160-BAKERS	Buy 12 Get the 13th Free - Bakers Dozen	—

Custom fit brake control harness available - See page 156-157

Tekonsha Prodigy P2 Brake Control

- A no-level, no-hassle advance in proportional trailer braking
- Reverse battery protection for both vehicle & breakaway systems
- 360 degree mounting options
- Designed to work with electric over hydraulic trailer brake actuators
- Proportional braking in forward or reverse & can be disabled
- One-touch "boost" feature



Part #	Description	List Price
TK-90885	Prodigy P2 Brake Control for 2 to 8 Brake Systems	\$ 276.95
TK-90885-BAKERS	Buy 12 Get the 13th Free - Bakers Dozen	—

Custom fit brake control harness available - See page 156-157

Tekonsha Prodigy® iD Trailer Brake Control

- Seamlessly integrates into your vehicle for a clean in-dash appearance
- Fingertip control allows you to easily adjust brake control settings
- Color LED display provides easy-to-read diagnostics and alerts
- Tekonsha EDGE mobile app puts complete control in your hands
- Store multiple trailers and drivers
- Manual override using the rotary control knob
- Switch between Proportional and Timed braking depending on your towing need

NEW



Part #	Description	List Price
★ TK-90920	Prodigy iD Brake Control for 2 to 8 Brake Systems	\$ 296.95

Hopkins Insight™ Brake Control

- Designed for ultimate convenience & safety in trailer braking
- Separate components mount where you want them
- Advanced proportional technology mirrors braking of the tow vehicle
- Works on trailers with electric or electric/hydraulic brake systems
- Limited lifetime warranty



Part #	Description	List Price
47297	Insight Brake Control for 2 to 8 Brake Systems	\$ 197.95

Custom fit brake control harness available - See page 156-157

Hayes Synchronizer Brake Control



- 100% solid state electronics
- LED indicates intensity of output & warns of a short circuit
- 2 & 4 brake systems
- Easy to adjust - no leveling required
- 3 Year limited warranty

Part #	Description	List Price
HW-81725	Synchronizer Brake Control - 2 & 4 Brake Systems	\$ 77.95
HW-81725-BAKERS	Buy 12 Get the 13th Free - Bakers Dozen	—

Custom fit brake control harness available - See page 156-157

Hayes Energize III+[®] Brake Control



- Proportional trailer brake control
- Operates stop lights on tow vehicle in automatic & manual modes
- Red LED light warns driver of braking intensity & short circuit
- Limited lifetime warranty

Part #	Description	List Price
HW-81742B	Energize III+ Brake Control for 2, 4 & 6 Brake Systems	\$ 147.95
HW-81742B-BAKERS	Buy 12 Get the 13th Free - Bakers Dozen	—

Custom fit brake control harness available - See page 156-157

Hayes Engage Brake Control



- Adjustable Voltage ramp time & power settings control braking response
- Digital display indicates percentage of power, voltage or current
- Display also signals current limit, short or open circuit
- 100% solid state - mounts anywhere
- Lifetime limited warranty

Part #	Description	List Price
HW-81760	Engage Brake Control for 2 to 6 Brake Systems	\$ 99.95
HW-81760-BAKERS	Buy 12 Get the 13th Free - Bakers Dozen	—

Custom fit brake control harness available - See page 156-157

Hayes Genesis Brake Control



- One of the most intelligent brake controls on the market
- 2 to 8 brake trailers
- Advanced accelerometer technology
- Self-leveling sensing device improves accuracy in trailer braking
- Boost feature allows ability to apply more initial braking power when towing heavier trailers
- Digital display indicates Voltage, percentage of power or current
- Limited lifetime warranty

Part #	Description	List Price
HW-81790	Genesis Brake Control for 2 to 8 Brake Systems	\$ 172.95

Custom fit brake control harness available - See page 156-157

Hayes Air Actuated Brake Control



- Operates electric trailer brakes from tow vehicle's air brake system
- Proportional to brake pedal pressure
- Handle adjusts rate of application
- 2 to 8 brake trailers
- Red indicator light shows braking intensity & proper function
- One year limited warranty

Part #	Description	List Price
HW-100400C	Air Actuated Brake Control - 2 to 8 Brake Systems	\$ 349.95

Note: Installation requires Bendix DC4 double check valve - not included

Hayes Sway Master[®] Electronic Sway Control



- Eliminates sway electronically using solid state gyroscope & GPS
- Varies braking force based on speed
- Plug & play design - no set up required - self-calibrating
- Provides simultaneous braking when sway is detected - 1 to 4 axle trailers
- Works with or without weight Distributing
- Plugs into standard 7-way RV plug
- Two year limited warranty

Part #	Description	List Price
HW-81775	Sway Master Electronic Sway Control - 5 ft Pigtail	\$ 389.95

Tekonsha Shur-Set III Breakaway Systems

- Sets trailer's electric brakes in case of accidental breakaway
- Required by law in most states
- Rechargeable batteries
- Maintainer/charger helps keep battery charged while you drive
- Plastic case on TK-1026 & TK-1028 - metal case on TK-20010 & TK-20020

Part #	Description	List Price
Single & Tandem Axle Trailer		
TK-1026	Shur-Set III - Breakaway Kit without Maintainer	\$ 87.95
TK-1028	Shur-Set III - Breakaway Kit with Maintainer	98.95
Triple Axle Trailer		
TK-20010	Shur-Set III - Breakaway Kit without Charger	99.95
TK-20020	Shur-Set III - Breakaway Kit with Charger	130.95
Parts & Accessories		
50-85-104	Battery Maintainer (TK-1024 Equivalent)	27.95
TK-2024	12 Volt Battery Charger	59.95
TK-2018	Battery Case with Metal Mounting Bracket	27.95
TK-20000	Lockable Battery Case with Metal Mounting Bracket	35.95
Tekonsha Breakaway Switches		
TK-2009-S	Breakaway Switch - Metal - Switch, Pin & Cable	43.95
TK-2010-S	Breakaway Switch - Nylon - Switch, Pin & Cable	16.95
TK-2010-S-B	10 Pack of Breakaway Switch - Nylon - Switch, Pin & Cable	149.95
TK-2009-A	TK-2009-S Replacement Cable & Pin	21.95
TK-2010-A	TK-2010-S Replacement Cable & Pin	10.95
TK-2010-A-B	10 Pack of TK-2010-S Replacement Cables & Pins	100.95



Bargman Breakaway Systems

- Sets trailer's electric brakes in case of accidental breakaway
- Required by law in most states
- Rechargeable batteries & maintainers
- Push-to-test model includes 5 Amp battery & breakaway switch
- Push-to-test model has LED built into lid to indicate charge level
- Maintainer helps keep battery charged while you drive
- Both models rated up to 3 axles
- Durable plastic cases

Part #	Description	List Price
50-85-312	Breakaway System with Charger	\$ 113.95
50-85-313	Push-To-Test Breakaway System - with Charger (Tekonsha)	170.95
Parts & Accessories		
50-85-104	Battery Maintainer	27.95
50-85-115	Post Mount Bracket Kit - Fits 50-85-312 & 50-85-313	14.95
TK-2023	Rechargeable Battery - 5 Amp - 2 3/4" D x 3 1/2" W x 4" H	43.95
Bargman Breakaway Switches		
50-85-007	Nylon Breakaway Switch - 48" Lanyard - 48" Leads	40.95
50-85-007-B	10-Pack of Nylon Breakaway Switch - 48" Lanyard - 48" Leads	397.95
50-85-002	Replacement Cable & Pin - for 50-85-007	10.95
50-85-002-B	10-Pack of Replacement Cable & Pin - for 50-85-007	105.95



Hopkins Engager™ Trailer Breakaway Systems

- Built-in battery meter with LED lights
- Test button verifies battery charge
- Both include built-in battery, charger, plastic case, switch & cable
- Short protected - 1 to 2 axle capacity
- LED breakaway switch shows positive current flow to brakes when switch is activated

Part #	Description	List Price
LM-20100	Engager Trailer Breakaway System with Charger	\$ 109.95
LM-20400	Engager Trailer Breakaway System with Charger	98.95
LM-20050	Engager LED Breakaway Switch	25.95
LM-20007	Battery Charger for 12 Volt, 5 Amp Batteries	15.95
LM-20052	Replacement Cable & Pin - for Switch Measuring 2 1/8" Long	13.95
LM-20009	Old Style Cable & Pin - for Switch Measuring 3 1/8" Long	13.95



Breakaway Systems & Parts



- Systems include battery case, battery, switch & cable with or without charger
- Durable plastic cases attach to trailer frame - hardware not included
- Heavy duty system with 9 Amp battery for trailers with multiple axles
- Clamshell style battery box mounts to side of trailer tongue
- Breakaway switches with Zip™ cables prevents damage to cable from dragging on the ground - available with or without dragging switch

Part #	Description	List Price
BAK-C	Breakaway System with Charging Harness	\$ 69.95
BAKNC	Breakaway System without Charging Harness	54.95
BAK-C-HD	Heavy Duty Breakaway System - 9 Amp Battery, Box, Charging Harness & HD Switch - Designed for Trailers With Electric-Over-Hydraulic Actuators & Multi Axles	88.95
50-85-315	Push-To-Test Breakaway System - Includes 5 Amp Battery, Box with Push-to-Test LED, Switch & Charger (Pro Series)	127.95
Breakaway Switches, Cables & Batteries		
21057	Breakaway Switch - Nylon - Switch, Pin & Cable	12.95
80-00-2040	Nylon Breakaway Switch with 48" Zip Cable	35.95
80-00-2040-B	10-Pack of Nylon Breakaway Switch with 48" Zip Cable	349.95
80-00-2060	Nylon Breakaway Switch with 72" Zip Cable	40.95
80-00-2060-B	10-Pack of Nylon Breakaway Switch with 72" Zip Cable	385.95
80-01-2140	48" Zip Breakaway Cable - Attaches to Existing Pin	20.95
80-01-2140-B	10-Pack of 48" Zip Breakaway Cable - Attaches to Existing Pin	195.95
80-01-2160	72" Zip Breakaway Cable - Attaches to Existing Pin	24.95
80-01-2160-B	10-Pack of 72" Zip Breakaway Cable - Attaches to Existing Pin	239.95
21059	Battery Box - Box Only - Use with 5 Amp Battery	10.95
201021	Battery Box - Box Only - Use with 9 Amp Battery	14.95
PC1250	Rechargeable Battery - 5 Amp - 2 3/4" D x 3 1/2" W x 4" H	59.95
PC1290	Rechargeable Battery - 9 Amp - 2 1/2" D x 6" W x 4" H	60.95

Tekonsha Brake Control Wiring Kits



- Fits all brands of brake controls
- Makes mounting brake controls easy
- Includes 25 ft of duplex wire, cable ties, terminals & circuit breaker

Part #	Description	Brakes	List Price
20505	Wiring Kit - 25 ft 12-2 Wire - 20 Amp Breaker	2 & 4	\$ 86.95
20506	Wiring Kit - 25 ft 10-2 Wire - 30 Amp Breaker	4, 6 & 8	99.95

Duplex Wire



- Ideal for installing brake controls in all types of vehicles
- 12 gauge duplex wire is color coded black & blue with gray jacket

Part #	Description	List Price
03251	100 ft Spool of Black & Blue, Gray Jacket Duplex Wire	\$ 139.95
03252	500 ft Spool of Black & Blue, Gray Jacket Duplex Wire	570.95

Tekonsha Universal 7-Way Prep Kit



- Includes 25 ft Harness wrapped in wire loom & 7-way OEM-style socket
- Includes Modulite HD, fuses / holders, plug for Tekonsha/Draw-Tite brake controls

Part #	Description	List Price
22551	7-Way Prep Kit with Fuses, Butt Connectors & Wire Ties	\$ 340.95

Note: 12-711U mounting bracket for 7-way socket sold separately

Dual Battery Isolators



- Water resistant - suitable for marine use - includes mounting bracket
- Permits charging of auxiliary battery
- Priority charging of starting battery with manual override
- Solid-state - isolates auxiliary battery

Part #	Description	List Price
WC-20090	100 Amp Universal Dual Battery Isolator - All Models	\$ 104.95
WC-20092	150 Amp Universal Dual Battery Isolator - All Models	121.95

Peterson LED Rectangular Tail Lights

- Left lights have license plate light
- Shock & vibration proof - submersible
- Sealed polycarbonate - 9-16 Volts DC
- Size: 7.75" W x 3.75" H x 2.5" D

Part #	Description	List Price
282-4400	Left "Under 80" LED Tail Light - 7 Function - 12 LED	\$ 82.95
281-4400	Right "Under 80" LED Tail Light - 6 Function - 9 LED	69.95
283-4482	Left & Right "Under 80" LED Tail Light Kit - Pair	148.95



Peterson Surface Mount Combination RV Tail Lights

- Multi-function tail light exceeds DOT specs for stop, turn tail & reflector
- High-impact housing - white base
- Approved for trailers over 80" wide
- Both use standard 1157 bulb
- RV-79040 has license light & bracket

Part #	Description	Size	List Price
RV-79039	Combination Tail Light	8 13/16" x 5 1/16"	\$ 25.95
RV-79040	Combination Tail Light with License Illumination	8 13/16" x 5 1/16"	27.95



Peterson Surface Mount Combination RV Tail Lights

- Stop, turn & tail light functions
- Mounting hole pattern: 3 1/4" x 7 1/4"
- With or without back-up light
- Uses standard 1156 & 1157 bulbs
- Lens size: 8 9/16" W x 4 5/8" H x 1 15/16" D
- Surface mounted - 12 Volts DC

Part #	Description	List Price
RV-13404	Combination RV Tail Light without Back-Up Light	\$ 21.95
RV-13412	Combination RV Tail Light with Back-Up Light	23.95
RV-13374	Combination RV Tail Light with License Plate Bracket	21.95
RV-13382	Combination RV Tail Light with License Bracket & Back-Up Light	25.95



Optronics One™ LED Series Combination RV Tail Lights

- Stop, turn & tail light functions
- Mounting hole pattern: 1 7/8" x 7 3/8"
- Hard wired - ground wire included
- Driver's side lights LED license plate illuminator & bracket
- Light is: 8 11/16" W x 3 3/16" H x 2 1/4" D

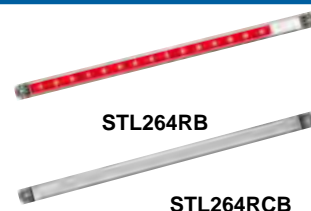
Part #	Description	List Price
RVSTLW6061-KIT	Both Sides Combination RV Tail Light Pair - White Base	\$ 53.95
RVSTL0060	Passenger Side Combination RV Tail Light - White Base	20.95
RVSTL0061	Driver's Side Combination RV Tail Light - White Base	27.95
RVSTLB6061-KIT	Both Sides Combination RV Tail Light Pair - Black Base	53.95
RVSTLB0060	Passenger Side Combination RV Tail Light - Black Base	20.95
RVSTLB0061	Driver's Side Combination RV Tail Light - Black Base	27.95



Optronics LED Thinline "Over 80" Stop, Turn, Tail & Back-up Lights

- Low profile design
- Hard wired connection
- FMVSS: S2 T2 I6 (2)R
- Size: 20 1/2" x 1" x 3/4"

Part #	Description	List Price
STL264RB	Red Lens Thinline LED - 19 LEDs	\$ 48.95
STL264RCB	Clear Lens with Red LEDs Thinline - 19 LEDs	48.95



Optronics Thinline Sealed LED Tail Light

- Sonically sealed, waterproof
- Surface mount on 14.5" Centers
- Low profile design
- Meets SAE S2T2I6 for over 80" wide vehicles for stop, turn, tail lights
- Polycarbonate lens & housing

Part #	Description	List Price
STL87RCB	Clear Lens with Red LEDs Thinline Tail Light	\$ 33.95



Innovative Lighting LED Slimline® Tail Light

- Stop, turn & tail light functions
- Size: 15.5" L x 1.6" W x .8" D
- 11 LED configuration - red lens
- 100,000 hours of service life
- Sealed polycarbonate light
- 3-wire connector included

Part #	Description	List Price
250-4403	LED Slimline Tail Light - Pigtail with Connector Included	\$ 50.95



Peterson LED Thin-Line Tail Light



- 16" LED stop, turn & tail light
- 8 LED thin-line design is 1.3" Wide
- Mounts on 14 1/4" centers
- Molded in pigtail eliminates corrosion

Part #	Description	List Price
M869R	LED Thin-Line Tail Light - 1.3" W x 15.78" L x .78" D	\$ 43.95

Peterson Square "Under 80" Trailer Tail Light



- Multi-functional
- Quality engineered

Part #	Description	Size	Stud	List Price
M440L	Left Tail Light with License Illumination	4 1/2"	2"	\$ 15.95
M440L-10	10 Pack of Left 440-L Tail Light	4 1/2"	2"	97.95
M440	Right Tail Light	4 1/2"	2"	13.95
M440-10	10 Pack of Right 440 Tail Light	4 1/2"	2"	133.95
440-15	Replacement Lens - Red	4 1/2"	—	6.95

Note: Complete 440 tail light kit available - Part # 7520 - See page 172

Peterson Submersible Square "Under 80" Trailer Tail Light



- "Bell jar" submersible tail light
- Air-pocket protects bulb

Part #	Description	Size	Stud	List Price
441L	Left Tail Light with License Illumination	4 1/2"	2"	\$ 25.95
441R	Right Tail Light	4 1/2"	2"	25.95
440-15	Replacement Red Tail Light Lens	4 1/2"	—	6.95

Peterson LED Square "Under 80" Submersible Trailer Tail Light



- LED stop, turn & tail light
- Solid state construction
- 100,000 hour-rated life
- Potted circuitry resists moisture

Part #	Description	Size	Stud	List Price
M840L	Left Tail Light with License Illumination	4 1/2"	2"	\$ 64.95
M840	Right Tail Light	4 1/2"	2"	50.95

Peterson Square "Over 80" Trailer Tail Light



- Stop, turn, tail light functions plus rear clearance & side marker
- Push-in connections with 2 extra ports for additional lights

Part #	Description	Size	Stud	List Price
M444L	Left Tail Light with License Illumination	5 3/4" x 4 1/2"	2"	\$ 20.95
M444	Right Tail Light	5 3/4" x 4 1/2"	2"	20.95
440-15	Replacement Red Tail Light Lens	4 1/2"	—	6.95
56-15R	Replacement Red Side Marker Lens	2" x 2 3/4"	—	6.95

Peterson Square "Over 80" Submersible Trailer Tail Light



- Stop, turn, tail light functions plus rear clearance & side marker
- Gaskets on rear & side lenses
- Uses standard 1157 & 194 light bulbs

Part #	Description	Size	Stud	List Price
M452L	Left Tail Light with License Illumination	5 3/4" x 4 1/2"	2"	\$ 23.95
M452	Right Tail Light	5 3/4" x 4 1/2"	2"	23.95
440-15	Replacement Red Tail Light Lens	4 1/2"	—	6.95
56-15R	Replacement Red Side Marker Lens	2" x 2 3/4"	—	6.95

Wesbar Square "Under 80" Trailer Tail Lights



- Stop, turn & tail light functions
- Quick connect wiring feature

Part #	Description	Size	Stud	List Price
2423283	Left Tail Light with License Illumination	4 1/2" x 4 3/4"	2"	\$ 12.95
2423284	Right Tail Light	4 1/2" x 4 3/4"	2"	11.95
2423286	Replacement Red Tail Light Lens			7.95
2423287	Replacement Red Side Marker Lens			4.95

Optronics Square "Under 80" LED Trailer Tail Lights

- FMVSS: S T I A, P2 A, L
- Sealed & waterproof single LED design
- Acrylic lens and plastic housing
- Hard wired with separate ground

Part #	Description	Size	Stud	List Price
STL009RB	Left Tail Light with License Illumination - 1 LED	5 1/16" x 4 9/16"	2"	\$ 27.95
STL008RB	Right Tail Light - 1 LED	5 1/16" x 4 9/16"	2"	25.95



Optronics Square "Under 80" LED Trailer Tail Lights

- FMVSS: S T I A, P2 A, L
- Acrylic lens and plastic housing

Part #	Description	Size	Stud	List Price
STL39RB	Left Tail Light with License Illumination - 10 LEDs	5" x 4 1/2"	2"	\$ 34.95
STL38RB	Right Tail Light - 7 LEDs	5" x 4 1/2"	2"	34.95



Optronics Square "Over 80" LED Trailer Tail Lights

- FMVSS: S2 T2 I6 A, PC A, L
- Acrylic lens and plastic housing

Part #	Description	Size	Stud	List Price
STL83RB	Left Tail Light with License Illumination -14 LEDs	5" x 4 1/2"	2"	\$ 46.95
STL82RB	Right Tail Light - 11 LEDs	5" x 4 1/2"	2"	46.95



Wesbar Square "Over 80" Trailer Tail Lights

- Uses standard 1157 & 194 light bulbs
- Quick connect wiring feature
- Meets all DOT-108 requirements for trailers over 80" wide

Part #	Description	Size	Stud	List Price
2423293	Left Tail Light with License Illumination	6" x 4 1/2"	2"	\$ 13.95
2423294	Right Tail Light	6" x 4 1/2"	2"	13.95
2423286	Replacement Red Tail Light Lens			7.95
2423297	Replacement Red Side Marker Lens			6.95



Optronics Square "Over 80" Submersible Trailer Tail Lights

- Shock-proof socket - long bulb life
- Acrylic lens & plastic housing
- 8-function driver's side light includes license illuminator

Part #	Description	Size	Stud	List Price
ST5RB	Left Tail Light with License Illumination	6 1/8" x 4 9/16"	2"	\$ 18.95
ST4RB	Right Tail Light	6 1/8" x 4 9/16"	2"	16.95



Peterson Square LED "Over 80" Submersible Trailer Tail Lights

- Stop, turn & tail light functions
- Fully sealed & submersible
- Low profile, durable design
- Exceeds all DOT rear lighting & reflex requirements for all trailers
- Replacement lens available

Part #	Description	Size	Stud	List Price
M844L	Left Tail Light with License Illumination	5 3/8" x 4 3/5"	2"	\$ 65.95
M844	Right Tail Light	5 3/8" x 4 3/5"	2"	69.95



Wesbar Square LED "Over 80" Submersible Trailer Tail Lights

- Pre-wired for easy installation
- Internal reflector optics
- Submersible design - LED technology
- Meets FMVSS/CMVSS-108 requirements for trailers over 80" wide
- Limited lifetime warranty

Part #	Description	Size	Stud	List Price
273008	Left Tail Light with License Illumination	5 1/2" x 4 1/2"	2"	\$ 80.95
273058	Right Tail Light	5 1/2" x 4 1/2"	2"	64.95





Peterson 5 / 6 Function LED Rear Combination Lights

- Combination stop, turn, tail & back-up light with integral reflex
- Left side includes LED license light
- Potted LED circuitry protects against moisture & road shock
- Popular 3-stud mounting pattern

Part #	Description	Size	List Price
P-845L	Left LED Combination Tail Light	5 3/4" x 6 3/4"	\$ 132.95
P-845	Right LED Combination Tail Light	5 3/4" x 6 3/4"	116.95



Optronics LED Combination Tail Lights

- Stud mount stop / turn / tail light with built-in back-up light & reflex
- 16 LED tail light, 36 LED back-up
- 5-LED license light on driver's side
- Grounds thru (3) mounting studs
- Hard wired - exits thru housing back

Part #	Description	Size	List Price
STL60RLB	Left LED Combination Tail Light	5 13/16" x 6 3/4"	\$ 120.95
STL60RB	Right LED Combination Tail Light	5 13/16" x 6 3/4"	110.95



STL0017RB



STL17RB

Optronics Waterproof LED Combination Tail Lights

- Designed for marine applications
- Sealed, waterproof construction
- Hard wired with separate ground
- Lifetime LED warranty

Part #	Description	Size	Stud	List Price
STL0017RB	Left Tail Light with License Illumination - 1 LED	8.06" x 2.87"	2"-4"	\$ 34.95
STL0016RB	Right Tail Light - 1 LED	8.06" x 2.87"	2"-4"	30.95
STL17RB	Left Tail Light with License Illumination - 22 LEDs	8.06" x 2.87"	2"-4"	61.95
STL16RB	Right Tail Light - 18 LEDs	8.06" x 2.87"	2"-4"	47.95

Note: complete 12 LED tail light kit available - Part # TLL16RK - Page 172



Wesbar Waterproof "Over 80" Trailer Tail Light

- Low profile design
- Meets FMVSS / CMNSS 108 requirements
- Capsule protects non-replaceable bulb from water, corrosion & shock

Part #	Description	Size	Stud	List Price
6504	Left Tail Light with License Illumination	8" x 3"	2"-4"	\$ 25.95
6554	Right Tail Light	8" x 3"	2"-4"	25.95
3336	Replacement Red Tail Light & Side Lens			37.95



Wesbar Waterproof LED "Over 80" Trailer Tail Light

- Wrap-around design eliminates the need for rear side marker/reflector
- Meets FMVSS / CMNSS 108 requirements
- Plug-in 12" harness with 2-flat connector & ring terminal ground
- Stainless steel mounting hardware

Part #	Description	Size	Stud	List Price
271595	Left Tail Light with License Illumination	7.5" x 3.5"	2"-4"	\$ 69.95
271594	Right Tail Light	7.5" x 3.5"	2"-4"	62.95



Peterson Submersible LED "Over 80" Trailer Tail Lights

- Solid state - no bulbs to burn out
- Potted circuitry resists moisture
- Stop, turn, tail & side marker lights
- 100,000 hour-rated life

Part #	Description	Size	Stud	List Price
M856L	Left Submersible LED Tail Light	8" x 2 7/8"	2"-4"	\$ 69.95
M856	Right Submersible LED Tail Light	8" x 2 7/8"	2"-4"	56.95
V947	Submersible LED Tail Light Kit - 2 Lights & License Bracket			129.95



Webar Submersible "Over 80" Trailer Tail Lights

- Meets all DOT-108 requirements for trailers over 80" wide
- Unique, compact size - easy to mount
- Lens sonically sealed to base
- Easily replaceable bulbs
- Pre-wired with molded 2-flat plug

Part #	Description	Size	List Price
423025	Left Tail Light with License Illumination	6" x 3 1/2"	\$ 30.95
423075	Right Tail Light with License Illumination	6" x 3 1/2"	30.95

Optronics Submersible "Over 80" Trailer Tail Lights

- Use on ShoreLand'r, E-Z loader, Magic Tilt & other boat trailers
- Acrylic lens - mounts on 2" centers
- Stainless steel mounting hardware
- Left side has license illuminator
- Uses standard 1157 automotive bulb

Part #	Description	Size	List Price
ST57RS	Left Submersible "Over 80" Tail Light	6" x 3.75" x 2.25"	\$ 24.95
ST56RS	Right Submersible "Over 80" Tail Light	6" x 3.75" x 2.25"	24.95
ST5657RS	Left & Right Submersible "Over 80" Tail Lights		44.95



Innovative Lighting Wrap-Around LED Trailer Tail Lights

- Operates on 9-16 Volts - includes plug
- 6 LEDs - 100,000 hours service life
- Built in P2 side marker light
- Impact resistant polycarbonate lens

Part #	Description	Used On	List Price
290-4400	Stop / Turn / Tail Light - Red / Red Lens	Wells Cargo	\$ 66.95
290-4500	Stop / Turn / Tail Light - Red / Clear Lens	Wells Cargo	66.95
290-9900	Mounting Grommet for 290 Series Lights	Wells Cargo	7.95



290-4400

Peterson LED Rectangular Tail Lights

- Meets ECE requirements for all functions in horizontal or vertical position
- Sealed polycarbonate lenses
- Rated 100,000 hours of service life
- 5.30" W x 3.44" H x 1.34" D

Part #	Description	LEDs	List Price
850R-SW	Red Rectangular Tail/Stop Light	10	\$ 85.95
850A-SW	Amber Rectangular Turn Signal	10	85.95
B850-18	Rubber Grommet - Black	—	4.95



850A-SW

Peterson Incandescent Sealed Oval Tail Lights

- Rubber grommet mounted
- Works as left or right
- Waterproof & shock proof
- Stop, tail & turn functions

Part #	Description	Dimensions	List Price
421-KR	Red Tail Light Kit - Light, Grommet & Pigtail	6 1/2" x 2 1/4"	\$ 31.95
421-KR-10	10 Pack of Red Tail Light Kits - as Above	6 1/2" x 2 1/4"	314.95
421-R	Red Tail Light Only	6 1/2" x 2 1/4"	21.95
421-R-10	10 Pack of Red Tail Lights Only	6 1/2" x 2 1/4"	209.95
421-09	Mounting Bracket - Requires Grommet		14.95
421-18	Rubber Grommet		7.95
421-491	3-Wire Plug Wiring Pigtail		7.95



421-KR

LED Oval Trailer Tail Lights

- Flange mount lights are waterproof & meet FMVSS / CMNSS 108 requirements
- Surface mounting with pre-wired connections for easy installation

Part #	Brand	Description	Dimensions	List Price
50-767751	Wesbar	Red Stop / Turn / Tail Light - Black Flange	7 1/2" x 3 1/4"	\$ 51.95



- Waterproof - molded in pigtail
- LED quality & economy price
- Stop, tail & turn functions
- Mounts in standard oval brackets

Part #	Brand	Description	Dimensions	List Price
260-4403	Innovative Lighting	Red Tail Light & Pigtail with Connector	6 1/2" x 2 1/4"	40.95
421-09		Mounting Bracket - Requires Grommet		14.95
260-9900-1		Rubber Grommet		4.95



260-4403

LED Oval Trailer Lights

- 6 LED lights - 12 Volts DC
- Polycarbonate lens - grommet mount
- Stop, tail & turn functions
- Limited lifetime warranty



5626156-KR

Part #	Brand	Description	Dimensions	List Price
5626156-KR	Buyers	Tail Light Kit - Red - Light, Grommet & Pigtail	6 3/8" x 2 1/4"	\$ 22.95
5626156		Tail Light Only - Red - No Pigtail	6 3/8" x 2 1/4"	17.95
5626206		Tail Light Only - Amber - No Pigtail	6 3/8" x 2 1/4"	17.95
5626356		Back-Up Light Only - Clear - No Pigtail	6 3/8" x 2 1/4"	21.95
421-491	Peterson	3-Wire Plug Wiring Pigtail for Tail Lights Above		7.95
431-49		2-Wire Plug Wiring Pigtail for Back-Up Light Above		7.95
421-18		Rubber Grommet		7.95
421-09		Mounting Bracket - Requires Grommet		14.95



820KR-7

- 880-7 & 881-7 lights have a built-in back-up light - plugs sold separately
- 9 to 16 Volts - grommet mounted
- All lights have 7 LEDs

Part #	Brand	Description	Dimensions	List Price
821KR-7	Peterson	Red Tail Light Kit - Light, Grommet & Plug	6 1/2" x 2 1/4"	\$ 44.95
820KR-7		Red Tail Light Kit - Light, Grommet & Plug	6 1/2" x 2 1/4"	51.95
821R-7		Red Tail Light Only - Requires 421-491 Plug	6 1/2" x 2 1/4"	32.95
820R-7		Red Tail Light Only - Requires 817-49 Plug	6 1/2" x 2 1/4"	42.95
880-7		Tail / Back-Up Light Combo - Grommet Mount Requires (1) 3-Wire Plug and (1) 1-Wire Plug	6 1/2" x 2 1/4"	69.95
880-749		Above 880-7 Light with Required Plugs - No Grommet		79.95
881-7		Tail / Back-Up Light Combo - Flange Mount Requires (1) 3-Wire Plug and (1) 1-Wire Plug	7 7/8" x 3 3/8"	69.95
881-749		Above 881-7 Light with Required Plugs		86.95
820C-7		Clear Back-Up Light - Requires 417-48 Plug	6 1/2" x 2 1/4"	37.95
421-09		Mounting Bracket - Requires Grommet		14.95
421-18		Rubber Grommet		7.95
421-491		3-Wire Plug Wiring Pigtail for 821R-7		7.95
817-49		3-Wire Plug Wiring Pigtail for 820R-7, 880-7 & 881-7		8.95
417-48		2-Wire Plug Wiring Pigtail for 820C-7		12.95
880-49		1-Wire Plug Wiring Pigtail for 880-7 & 881-7		12.95



881-749



M63347

- High impact polycarbonate lens
- Mounts in snap-on flange or grommet
- Stop, tail & turn functions (red only)
- 100,000 hour limited lifetime warranty

Part #	Brand	Description	Dimensions	List Price
M63100R	Maxxima	Red LED Tail Light Only - 60 LED	6 3/8" x 2 1/8"	\$ 59.95
M63322Y		Amber LED Tail Light Only - 9 LED	6 3/8" x 2 1/8"	50.95
M63347		Clear LED Back-Up Light Only - 9 LED	6 3/8" x 2 1/8"	48.95

LED Oval Trailer Tail Lights

Light Guide™



STL602RB

- Tail lights provide stop, turn & tail light functions - grommet mounted
- Choose LED or incandescent
- LED lights have lifetime warranty

Part #	Description	Dimensions	List Price
ST70RB	Red Incandescent Tail Light	6 1/2" x 2 1/4"	\$ 11.95
STL002RB	Red LED Tail Light - 1 LED	6 1/2" x 2 5/16"	15.95
STL12RB	Red LED Tail Light - 6 LEDs	6 1/2" x 2 1/4"	25.95
STL602RB	Red Lens LED Light Guide™ - 12 LEDs	6 1/2" x 2 1/4"	37.95
BUL602CB	Light Guide™ Back-Up Light - 12 LEDs	6 1/2" x 2 1/4"	43.95
STL002AB	Amber LED Tail Light - 1 LED	6 7/16" x 2 5/16"	17.95
BU70CB	Clear Incandescent Back-Up Light	6 1/2" x 2 1/4"	11.95
BUL12CB	Clear LED Back-Up Light - 6 LEDs	6 1/2" x 2 1/4"	40.95
BUL10CB	Clear LED Back-Up Light - 10 LEDs	6 1/2" x 2 1/4"	62.95
421-09	Mounting Bracket - Requires 421-18 Grommet		14.95
421-18	Rubber Grommet		7.95
421-491	3-Wire Plug Wiring Pigtail for Tail Lights Above		7.95
431-49	2-Wire Plug Wiring Pigtail for Back-Up Light Above		7.95



STL002AB

Sealed 4" Round Trailer Tail Lights

- Grommet mounted incandescent lights
- Red - stop, turn, & tail light
- Amber - turn signal only
- Clear back-up light can also function as a utility light
- Waterproof & shock proof

Part #	Description	Dimensions	List price
426-KR	Red Tail Light Kit - Red - Light, Grommet & Plug	4 1/4" x 2 1/16"	\$ 22.95
426-KR-10	10 Pack Red Tail Light Kit	4 1/4" x 2 1/16"	199.95
426-KA	Amber Tail Light Kit - Light, Grommet & Plug	4 1/4" x 2 1/16"	22.95
426-R	Red Tail Light Only - Stop, Tail & Turn	4 1/4" x 2 1/16"	13.95
426-R-10	10 Pack Red Tail Light Only	4 1/4" x 2 1/16"	113.95
426-A	Amber Tail Light Only - Turn & Park	4 1/4" x 2 1/16"	13.95
M415	Clean Lens Back-Up Light Only	4 1/4" x 2 1/16"	16.95
426-09	Mounting Bracket - Requires 426-18 Grommet Below		13.95
426-18	Rubber Grommet		4.95
421-491	3-Wire Plug Wiring Pigtail for Red & Amber (426) Lights		7.95
431-49	2-Wire Plug Wiring Pigtail for Clear (415) Light		7.95

Note: Other mounting options available - See page 171



Peterson LED 4" Round Trailer Tail Lights

- 882-7 & 883-7 have built-in back-up light
- All 9 to 16 Volts - grommet mounted

Part #	Description	LEDs	Dimensions	List Price
826KR-7	Red Tail Light Kit with Plug & Grommet	7	4 1/4" x 1 5/8"	\$ 39.95
817KR-7	Red Tail Light Kit with Pigtail & Grommet	7	4 1/4" x 1 3/8"	63.95
817KA-7	Amber Tail Light Kit with Pigtail & Grommet	7	4 1/4" x 1 3/8"	55.95
826R-7	Red Tail Light Only - Requires 431-491 Plug	7	4 1/4" x 1 5/8"	32.95
817R-7	Red Tail Light Only - Requires 817-49 Plug	7	4 1/4" x 1 3/8"	37.95
826R	Red Tail Light Only - Requires 431-491 Plug	1	4 1/4" x 1 5/8"	18.95
827R	Red Tail Light Only with Reflex - Requires 431-491 Plug - for Use on Vehicles Under 80" Wide	1	4 1/4" x 1 5/8"	22.95
882-7	Tail / Back-Up Light Combo - Grommet Mount - Requires (1) 3-Wire Plug And (1) 1-Wire Plug	7	4 1/4" x 1 3/8"	65.95
883-7	Tail / Back-Up Light Combo - Flange Mount - Requires (1) 3-Wire Plug And (1) 1-Wire Plug	7	5 1/2" x 1 3/8"	66.95
817A-7	Amber Tail Light On - Requires 817-49 Plug	7	4 1/4" x 1 3/8"	37.95
426-09	Mounting Bracket - Requires 426-18 Grommet Below			13.95
426-18	Rubber Grommet			4.95
431-491	3-Wire Plug Wiring Pigtail for 826R, 826R-7 & 827R			6.95
817-49	3-Wire Plug Wiring Pigtail for 817R-7, 817A-7, 882-7 & 883-7			8.95
880-49	1-Wire Plug Wiring Pigtail for 882-7 & 883-7			12.95

Note: Other mounting options available - See page 171



Optronics LED 4" Round Trailer Tail Lights

- Tail lights provide stop, turn & tail light functions - grommet mounted
- Choose LED or incandescent
- Glight's smooth outer ring functions as tail light, brightens on stop/turn
- LED lights have lifetime warranty

Part #	Description	Dimensions	List Price
ST45RB	Red Incandescent Tail Light	4 1/4" x 2 1/16"	\$ 9.95
STL13RB	Red LED Tail Light - 7 LEDs	4 1/4" x 1 7/8"	25.95
STL003RB	Red LED Tail Light - 1 LED	4 1/4" x 1 7/8"	15.95
STL603RB	Red Lens LED Light Guide™ - 12 LEDs	4 5/16" x 1 1/16"	32.95
BUL603CB	Light Guide™ Back-Up Light - 12 LEDs	4 5/16" x 1 1/16"	44.95
STL101RB	Red Lens LED Glight - 21 LEDs	4 5/16" x 1 5/16"	43.95
STL003AB	Amber Tail Light - LED - 1 LED	4 1/4" x 1 7/8"	17.95
BU45CB	Clear Incandescent Back-Up Light	4 1/4" x 2 1/16"	9.95
BUL11CB	Clear LED Back-Up Light - 10 LEDs	4 1/4" x 1 5/8"	61.95
BUL06CB	Clear LED Back-Up Light - 6 LEDs	4 1/4" x 1 5/8"	61.95
426-09	Mounting Bracket - Requires 426-18 Grommet Below		13.95
426-18	Rubber Grommet		4.95
421-491	3-Wire Plug Wiring Pigtail for Tail Lights Above		7.95
431-49	2-Wire Plug Wiring Pigtail for Back-Up Light Above		7.95

§ Fusion light requires (2) Two 421-491 pigtails to function - Sold separately Note: Other mounting options available - See page 171



Economy LED 4" Round Trailer Tail Lights

- Lights draw less than 400 milliamps
- High impact polycarbonate lens
- Housing & lens sonically welded
- 100,000 hour lifetime rating



5624156



241-5500

Part #	Description	Dimensions	List Price
Buyers Products Lighting Products			
5624156-K	Red Tail Light Kit - Light, Grommet & Plug - 7 LEDs	4 1/4" x 7/8"	\$ 20.95
5624156	Red Light Only - Stop, Tail & Turn - 7 LEDs	4 1/4" x 7/8"	17.95
5624207	Amber Light Only - Stop, Tail & Turn - 7 LEDs	4 1/4" x 7/8"	19.95
5624356	Clear Light Only - Back-Up Light - 7 LEDs	4 1/4" x 7/8"	21.95
426-09	Mounting Bracket - Requires Grommet		13.95
426-18	Rubber Grommet		4.95
421-491	3-Wire Plug Wiring Pigtail for Lights Above		4.95
Maxxima Lighting Products			
M42100Y	Amber Turn Light Only - 48 LEDs	4 1/4" x 1 3/8"	66.95
M42347	Clear Light Back-Up Light Only - 9 LEDs	4 1/4" x 1 3/8"	55.95
426-09	Mounting Bracket - Requires 426-18 Grommet		13.95
426-18	Rubber Grommet		4.95
421-491	3-Wire Plug Wiring Pigtail		7.95
Innovative Lighting Products			
241-5500	Surface Mount Back-Up Light Kit with Plug	4 1/4" x 1 7/8"	92.95
426-09	Mounting Bracket for 240-4400/240-5500 - Requires 426-18 Grommet		13.95
426-18	Rubber Grommet for 240-4400 & 240-5500		4.95

Note: Other mounting options available - See page 171



STL13RFHXB

RVSTL11

Optronics Surface Mount LED Combination Tail Lights

- Combination stop / turn / tail lights
- Surface mount - lead wires attached
- Driver's side includes 4 LED license plate illuminator & mounting bracket

Part #	Description	Dimensions	List Price
STL13RFHXB	Combination Tail Light with Reflex Flange - 7 LEDs	5.625" x .75"	\$ 33.95
RVSTL10	Passenger Side Tail Light - 6 LEDs	5.9" x 1.3"	25.95
RVSTL11	Driver's Side Tail Light - 6 LEDs + 4 License Lights	5.9" x 1.3"	27.95



413



824R

Peterson Round Flush-Mount Tail Lights

- Functions as stop, turn & tail light
- 824R features single LED bulb & requires 431-491 plug (sold separately)
- 413 has black polycarbonate housing
- 824R has grey polycarbonate housing
- Both mount in 4 1/2" hole

Part #	Description	Dimensions	List Price
M413	Red Lens Flush-Mount Tail Light	5 1/2"	\$ 20.95
824R	Red Lens Flush-Mount LED Tail Light - Requires 431-491 Plug - Sold Separately	5 1/2"	16.95
410-15R	Red Replacement Lens for 413		4.75
411-24	Mounting Gasket for 413		2.25
410-21	Galvanized Steel Lens Retainer Ring for 413		2.25
431-491	3-Wire Plug Wiring Pigtail - Required for 824R		5.95

Peterson Economy Trailer Tail Light

- Tail, stop, turn & license
- Quality built in USA

Part #	Description	Diameter	Stud	List Price
428-W	Tail Light - Left - with License Illumination	3 3/4"	2"	\$ 16.95
428-S	Tail Light - Right	3 3/4"	2"	16.95
420-15	Replacement Lens - Round - Red	3 3/4"	—	4.95



4-Flat & 5-Flat Trailer Wiring Harness - Wishbone

- 4-Flat or 5-flat plugs - 16 gauge wire
- Kit contains - trailer harness, 48" trunk connector, scotch locks, metal frame clips & instructions
- Designed to split at trailer tongue and run down each side of trailer

Part #	Description	List Price
7101	20 ft 4-Flat Wiring Harness - 18" Trailer Ground Wire	\$ 26.95
48240	20 ft Hopkins Endurance™ Mountable 4-Flat Harness - 18" Trailer Ground Wire - Does Not Include Car End	39.95
48244	20 ft Hopkins Endurance™ Easy-Pull™ 4-Flat Harness - 18" Trailer Ground Wire - Does Not Include Car End	39.95
7103	25 ft 4-Flat Wiring Harness - 18" Trailer Ground Wire	29.95
7105	25 ft 4-Flat Wiring Harness - Full Length Ground Wire	29.95
7107	25 ft 5-Flat Wiring Harness - 48" Trailer Ground Wire	56.95



Tail Light Mounting Options for 4" Round Lights

- Aluminum diamond plate box has bright finish to match toolboxes
- 426-10 pre-drilled for 413 lights
- Rubber grommets sold separately

Part #	Description	Dimensions	List Price
LB-663	Single Light Mounting Box - Use with All 4" Round Tail Lights - 3" Deep - Black Finish	6" x 6"	\$ 57.95
LB-663SST	Stainless Steel Single Light Mounting Box	6" x 6"	132.95
AL4-R	Aluminum Diamond Plate Single Light Mounting Box - Bright Finish	6" x 6"	70.95
426-10	Double Light Mounting Box - Use with All 4" Round Tail Lights - 2 1/8" Deep - Unpainted	12 7/8" x 7 3/4"	53.95
426-09	Mounting Bracket for 4" Round Tail Lights Use with Grommet 426-18 - Black Finish	5 15/16" x 5 7/8"	13.95
426-18	Rubber Grommet for Mounting 4" Round Lights		4.95



LB-663

Tail Light Mounting Options for Oval Lights

- Aluminum diamond plate box has bright finish to match toolboxes
- 3" deep enclosures
- Rubber grommets sold separately

Part #	Description	Dimensions	List Price
LB-383	Single Oval Light Box - Black Finish	8 1/4" x 3 5/8"	\$ 54.95
LB-383SST	Stainless Steel Single Oval Light Box	8 1/4" x 3 5/8"	132.95
AL65	Aluminum Diamond Plate Single Oval Mounting Box - Bright Finish	8 1/4" x 3 5/8"	64.95
LB-3163	Double Oval Light Box - Black Finish	16 3/4" x 3 5/8"	87.95
LB-3163SST	Stainless Steel Double Oval Light Box	16 3/4" x 3 5/8"	137.95
AL65-02	Aluminum Diamond Plate Double Oval Mounting Box - Bright Finish	16 3/4" x 3 5/8"	92.95
421-09	Oval Tail Light Bracket - Use Grommet 421-18	8 1/4" x 4"	14.95
421-18	Rubber Grommet for Mounting Oval Lights		7.95



LB-383



AL65-02



421-09

Protective Tail Light Brackets

- Fits left or right 440-style tail lights
- Steel or aluminum diamond plate
- 2" mounting hole centers
- Matches aluminum britetread fenders

Part #	Description	List Price
54504-001	12 Gauge Steel Tail Light Bracket - Black Powder Coat	\$ 14.95
26051	Diamond Plate Aluminum Tail Light Bracket	36.95
26053	Diamond Plate License Plate Bracket	15.95



54504-001

26051

Tail Light & License Plate Mounting Brackets



Part #	Description	Brand	List Price
440-09	Plastic License Plate Bracket	Peterson	\$ 4.95
428-09	Zinc Plated Metal License Plate Bracket	Peterson	6.95
26053	Aluminum Diamond Plate License Plate Bracket	C.E. Smith	15.95
M436	Incandescent Lamp License Plate Light - Light Only	Peterson	16.95
LPL58CB	LED License Plate Light - Stud Mount - 1.74" Centers	Optronics	13.95
LPL59CB	LED License Plate Light - Surface Mount - 3.25" Centers	Optronics	13.95
LPL31CB	LED License Plate Light - Surface Mount - 2" Centers	Optronics	17.95
LL-LED	LED License Plate Light - Light Only - Stud Mount	Custer Products	13.95
510-9	Universal Light Mounting Bracket - Extends 4 1/2"	Peterson	6.95
26057G	Galvanized Tail Light Bracket - Extends 4 1/2"	C.E. Smith	5.95
PLN-14	10-Pack of Plastic License Plate Nuts & Bolts	—	4.95

Trailer Light Kits with Wiring Harness



- Complete trailer wiring kits provide all lighting and reflective equipment for many different styles of trailers
- Heavy duty 4-flat or 5-flat plugs
- Contains: wishbone trailer harness, 4 or 5 flat car connector, frame clips, plastic license plate bracket, 2 rear lights & 2 side marker lights

Part #	Description	List Price
7520	Square Light Kit for "Under 80" Trailers - 20 ft 4-Flat Harness, 440 & 440L Tail Lights, (2) 215-A Single LED Side Marker Lights	\$ 51.95
V944	Peterson Square LED Submersible Light Kit for "Over 80" Trailers - 844 & 844L Lights, 25 ft 4-Flat Harness, No Side Marker Lights	118.95
7720	Waterproof Rectangular Light Kit for "Under 80" Trailers - 20 ft 4-Flat Harness, 6504 / 6554 Tail Lights, (2) 215-A LED Side Marker Lights	69.95
7820	Round Economy Light Kit for "Under 80" Trailers - 20 ft 4-Flat Harness, 428-S & 428-W Tail Lights, No Side Marker Lights	42.95
Light Kits with 5-Flat Harness		
7525	Square Light Kit for "Under 80" Trailers - 25 ft 5-Flat Harness, 440 & 440L Tail Lights, (2) 215-A Single LED Side Markers	56.95
7825	Round Economy Light Kit for "Under 80" Trailers - 25 ft 5-Flat Harness, 428-S & 428-W Tail Lights, No Side Marker Lights	45.95

Peterson Submersible LED Trailer Light Kit



- Submersible rear lighting kit for all trailers 80"
- Provides rear lighting & reflectors
- Includes 856 & 856L tail lights, license plate bracket & mounting hardware
- Does not include wiring harness

Part #	Description	List Price
V947	LED Light Kit & License Plate Bracket - No Wiring	\$ 129.95

Optronics LED Trailer Tail Lights & Wiring Kit



- Sealed, waterproof construction
- Lights have 8 LED stop, turn, tail, 4 LED clearance & 6 LED license
- Lights measure 8" x 2 7/8" x 2 13/16" deep
- 25 ft wishbone harness with 4-flat
- License Plate holder - stainless hardware

Part #	Description	List Price
TLL16RK	LED Light Kit, Wiring Harness & License Plate Mount	\$ 122.95

Not finding the product you need for your lighting application?

Please check out our website www.RigidHitch.com or give our Customer Service Team a call at 800-624-7630

Peterson 2" & 2 1/2" Incandescent & LED Side Marker Lights

- 142 & 146 Lights are PC rated
- Requires 2-wire plug & mounting grommet

Description	Incandescent Lights		LED Lights	
	Part #	List Price	Part #	List Price
2 Inch Round				
2" Red Clearance Light Kit - Light, Grommet & Plug	146-KR	\$ 14.95	164-KR	\$ 22.95
10 Pack of 2" Red Clearance Light Kits - Same as Above	146-KR-10	135.95	—	—
2" Amber Clearance Light Kit - Light, Grommet & Plug	146-KA	14.95	164-KA	22.95
10 Pack of 2" Amber Clearance Light Kits - Same as Above	146-KA-10	135.95	—	—
2" Red Clearance Light Only	146-R	6.95	164-R	13.95
2" Amber Clearance Light Only	146-A	6.95	164-A	13.95
2" Rubber Grommet - Flush Mount	146-18	3.95	146-18	3.95
2" Rubber Grommet - Required for Use with 146-09	146-181	3.95	146-181	3.95
Surface Mounting Adapter - Requires 146-181 Grommet	146-09	4.95	146-09	4.95
2-Wire Plug Wiring Pigtail	142-49	6.95	142-49	6.95
2 1/2 Inch Round				
2 1/2" Red Clearance Light Kit - Light, Grommet & Plug	142-KR	20.95	162-KR	33.95
2 1/2" Amber Clearance Light Kit - Light, Grommet & Plug	142-KA	20.95	162-KA	33.95
2 1/2" Red Clearance Light Only	142-R	6.95	162-R	13.95
2 1/2" Amber Clearance Light Only	142-A	6.95	162-A	13.95
2 1/2" Rubber Grommet - Flush Mount	143-18	3.95	143-18	3.95
Surface Mounting Adapter - Requires 143-18 Grommet	142-09	7.95	142-09	7.95
2-Wire Plug Wiring Pigtail	142-49	6.95	142-49	6.95



146-R



164-R

164-A



146-09

Optronics Round Sealed LED Clearance/Marker Lights

- Sonically sealed, waterproof
- Accepts standard 2-pin plug
- Grommet mounted
- Available in amber, red or clear lens

Description	Amber	List Price	Red	List Price
2" Colored Lens LED Light - 1 LED	MCL56AB	\$ 8.95	MCL56RB	\$ 8.95
2" Colored Lens LED Light - 3 LEDs	MCL55AB	13.95	MCL55RB	13.95
2" Clear Lens LED Light - 3 LEDs	MCL55ACB	13.95	MCL55RCB	13.95
2 1/2" Colored Lens LED Light - 2 LEDs	MCL527AB	11.95	MCL527RB	11.95
2 1/2" Clear Lens LED Light - 3 LEDs	MCL57ACB	13.95	MCL57RCB	13.95
2" Rubber Grommet - Flush Mount			146-18	3.95
2 1/2" Rubber Grommet - Flush Mount			143-18	3.95
2-Wire Plug Wiring Pigtail			142-49	6.95



MCL527AB



MCL55RB

Peterson 2" Clearance/Marker Lights with Integral Reflex

- 2" Incandescent light with integral 3" diameter reflex reflective flange
- No need for separate reflector
- Includes mounting gasket
- 15,000 hour long life bulb
- Accepts standard 2-pin plug

Part #	Description	Dimensions	List Price
M140FA	Amber Clearance/Marker Light - Stud Mount	3" x 0.9"	\$ 6.95
M140FR	Red Clearance/Marker Light - Stud Mount	3" x 0.9"	6.95
142-49	Wiring Pigtail - 2-Wire Plug		6.95





Light and bracket sold separately

Peterson Sealed Clearance & Side Marker Lights

- Use as side marker or clearance light
- Lens is welded to housing
- Base mounts & grounds with 2 screws on 3" centers - sold separately

Part #	Description	List Price
154-A	Amber PC Rated Marker Light - 3 13/16" L x 1 1/4" W x 7/8" H	\$ 6.95
154-R	Red PC Rated Marker Light - 3 13/16" L x 1 1/4" W x 7/8" H	6.95
154-09-K	Gray Mounting Bracket - 4 1/16" L x 1 1/16" W x 1/2" H	12.95
154-11-K	Black Mounting Bracket - 4 1/16" L x 1 1/16" W x 1/2" H	7.95



Light and bracket sold separately

Optronics LED Trailer Side Marker Lights

- Mounting base / plug sold separately
- Choose amber, red or clear lens

Part #	Description	List Price
MCL65AB	Amber LED Light - 3 15/16" L x 1 1/4" W - 3 LEDs	\$ 14.95
MCL65CAB	Clear Lens Amber LED Light - 3 15/16" x 1 1/4" - 6 LEDs	14.95
MCL65RB	Red LED Light - 3 15/16" L x 1 1/4" W - 3 LEDs	15.95
MCL65CRB	Clear Lens Red LED Light - 3 15/16" x 1 1/4" - 6 LEDs	14.95
A68PB	Mounting Bracket with 2-Wire Pigtail - Black	5.95

Peterson Trailer Side Marker Lights

- Compact mini style - PC rated
- Available with amber or red lens



Part #	Description	List Price
107-A	Amber PC Rated Mini Side Marker - 3" L x 1" W x 1 3/8" H	\$ 5.95
107-R	Red PC Rated Mini Side Marker - 3" L x 1" W x 1 3/8" H	5.95
107-15-A	Amber Replacement Lens	4.95
107-15-R	Red Replacement Lens	4.95

Peterson Trailer Side Marker Lights

- Available with amber or red lens
- Surface mount or single stud
- All have built-in reflex optics
- Grounds thru mounting screws/studs



114-R



215-A

Part #	Description	List Price
114-A	Amber PC Rated Side Marker - Stud Mount - 2 3/4" x 2 1/8" x 1"	\$ 6.95
114-R	Red PC Rated Side Marker - Stud Mount - 2 3/4" x 2 1/8" x 1"	6.95
170-A	Amber 2-LED Side Marker - Stud Mount - 3 1/8" x 2" x 15/16"	17.95
170-R	Red 2-LED Side Marker - Stud Mount - 3 1/8" x 2" x 15/16"	17.95
215-A	Amber 1-LED Side Marker - Surface Mount - 4" x 2 3/8" x 1"	13.95
215-R	1-LED Side Marker - Surface Mount - Red - 4" x 2 3/8" x 1"	13.95
114-15-A	Amber Replacement Lens for 114-A	4.95
114-15-R	Red Replacement Lens for 114-R	4.95



Innovative Lighting Surface Mount LED Side Markers

- Waterproof - molded in pigtail
- Extremely low energy draw
- Low profile - 2.6" x 1.1" x .68"
- Black body with amber or red lens

Part #	Description	List Price
200-1100-1	Amber P2/P3 Rated LED Side Marker	\$ 13.95
200-4400-1	Red P2/P3 Rated LED Side Marker	13.95

Wesbar Waterproof Clearance / Side Marker Lights

- Waterproof side marker / clearance lights with 12" molded 2-wire pigtail
- Size is 2.64" x 1.14" x .97" - .43" Depth
- 2 LEDs - P2/P3 rated



Part #	Description	List Price
47106853	Amber LED Surface Mount Side Marker	\$ 14.95
47107047	Red LED Surface Mount Side Marker	14.95

Peterson Clear Mini LED Clearance / Side Marker Lights

- Clear lens & base with clear LEDs that light up red or amber
- Molded in 2-wire pigtail
- Multi-Volt design is compatible with both 12 & 24 Volt systems
- 2.75" L x .75" W x .63" H - 1.94" Mount holes

Part #	Description	List Price
M168CA	Clear Amber LED Surface Mount Side Marker	\$ 12.95
M168CR	Clear Red LED Surface Mount Side Marker	12.95



Peterson Single Bulb Side Marker Light

- Grounds through mounting screw
- Uses single 194 style bulb
- Acrylic lens with built-in reflector
- 4 1/8" L x 2" W - 3" spaced mount holes

Part #	Description	List Price
108-WA	Amber Side Marker Light	\$ 6.95
108-WR	Red Side Marker Light	6.95
108-15A	Amber Replacement Lens	4.95
108-15R	Red Replacement Lens	4.95



Peterson LED Clearance / Marker Lights

- Built-in reflector optics eliminate the need for separate reflector
- 180-A & 180-R 6-diode oval design
- Hard-wired leads eliminate corrosion
- Mounts with screws on 3" centers
- 4.13" x 2" x 1" - meets DOT specs

Part #	Description	List Price
180-A	Amber Clearance / Marker Light With Reflex	\$ 21.95
180-R	Red Clearance / Marker Light With Reflex	21.95
35A-MV	Amber LED Clearance / Marker Light	27.95
35R-MV	Red LED Clearance / Marker Light	27.95



180-A



35R-MV

Peterson Clearance & Side Marker Lights

- Surface mounted, single wire hook up
- 122 Has 3 7/8" mounting centers
- 138 has 3" mounting centers
- 122 & 138 Use 194 bulbs & are PC rated

Part #	Description	List Price
122-A	Amber Vanguard II Armored Clearance / Side Marker Light	\$ 19.95
122-R	Red Vanguard II Armored Clearance / Side Marker Light	19.95
138-A	Amber Double Bulls-Eye Clearance / Side Marker Light	7.95
138-R	Red Double Bulls-Eye Clearance / Side Marker Light	7.95
38A-MV	Amber LED Version of 138-A	27.95
38R-MV	Red LED Version of 138R	27.95



122-R



138-A



38R-MV

LED Oval Amber Auxiliary / Mid-Turn Lights

- 10 LED light functions as mid-turn, side marker light & side reflector
- Grommet or flange mount models
- Uses industry standard PL-3 wiring pigtail (sold separately)
- Operates from 9-16 Volts DC

Part #	Description	Size	List Price
351A	LED Mid-Turn Light - Grommet Mount	6 1/2" x 2 1/4"	\$ 35.95
351AF	LED Mid-Turn Light - Flange Mount	7 7/8" x 3 5/8"	41.95
421-09	351A & 47-06-005 Mounting Bracket - Requires Grommet		14.95
421-18	351A & 47-06-005 Rubber Grommet		7.95
421-491	Wiring Pigtail for 351A, 351AF & 47-06-005 - 3-Wire Plug		7.95

- Use as a side-turn / side-marker light
- Fully sealed housing - grommet mount
- Requires 3-pin plug - sold separately
- Lifetime limited warranty - Made in Taiwan

Part #	Description	Size	List Price
47-06-005	Amber LED Mid-Turn Light - Light Only	6 1/2" x 2 1/4"	\$ 35.95
421-491	Wiring Pigtail for 351A, 351AF & 47-06-005 - 3-Wire Plug		7.95



351AF



47-06-005

Peterson 3/4" Single Diode PC Rated Marker Lights



181A-BT2

186R-BT2



- Functions as both clearance & side marker light if mounted at 45° angle
- Compact design fits in 3/4" hole
- Includes mounting grommet
- 8" Long stripped or bullet leads
- Compatible with all 12 Volt systems

Part #	Description	List Price
181A	Amber LED Light & Grommet - Stripped Ends	\$ 15.95
181A-BT2	Amber LED Light & Grommet - .180 Bullet Ends	17.95
181A-BT2-PR	Amber LED Lights & Grommets - Pair - .180 Bullet Ends	31.95
181R	Red LED Light & Grommet - Stripped Ends	15.95
181R-BT2	Red LED Light & Grommet - .180 Bullet Ends	17.95
181R-BT2-PR	Red LED Lights & Grommets - Pair - .180 Bullet Ends	32.95
186A-BT2	Amber LED Light & Grommet - .180 Bullet Ends - 1.33" Dia.	29.95
186R-BT2	Red LED Light & Grommet - .180 Bullet Ends - 1.33" Dia.	29.95

Note: 181 lights require "top-mount" positioning for DOT PC-rating

Optronics Uni-Lite™ Sealed LED Marker/Clearance Lights



MCL11AKB

- Sealed, waterproof design - PC rated
- Mounts in 3/4" hole - 0.9" deep
- Hard wired with separate ground
- Lifetime LED warranty

Part #	Description	List Price
MCL11AKB	Amber Uni-Lite LED Light & Grommet - 2 LEDs	\$ 11.95
MCL11RKB	Red Uni-Lite LED Light & Grommet - 2 LEDs	11.95
UCL11CKB	White Uni-Lite LED Light & Grommet - 2 LEDs	14.95

Innovative Lighting LED Bullet Lights



216-1500

219-1500

- Waterproof & shock resistant
- Rubber mounting grommet included
- Lights press into 3/4" hole
- Molded-in 2-wire pigtail
- Operates on 9 to 16 Volts
- Made of SAE approved polymers

Part #	Description	List Price
216-1500	Clear Lens Amber Bullet Light - P2 Rated	\$ 10.95
216-4500	Clear Lens Red Bullet Light- P2 Rated	10.95
011-5550	Clear Lens White Bullet Light	15.95
219-1500	Clear Lens Amber Bullet Light - PC / P2 Rated	12.95
219-4500	Clear Lens Red Bullet Light - PC / P2 Rated	12.95

Fender-Mounted Clearance Lights



- Functions as both amber front clearance & red rear clearance light
- Surface-mount design mounts with three screws (not included)
- Rugged, corrosion resistant bracket made of thick, rigid black plastic
- Dual single diode 3/4" LED Lights
- 9 to 16 Volt DC operating range

Part #	Description	Size	List Price
277-K	Right Side Fender-Mount Clearance Light	2.5" x 1" x 6.6"	\$ 25.95
277-KL	Left Side Fender-Mount Clearance Light	2.5" x 1" x 6.6"	25.95

Universal LED Fender Lights



- Operates on 9 to 16 Volt DC systems
- 2 LED configuration - Horizontal mount
- 6" long wire cover - 8" pigtail
- Sealed polycarbonate lens & housing
- Choose red & amber or clear lens
- 100,000 hours of service life

Part #	Description	Size	List Price
215-0000	Red & Amber LED Fender-Mount Light	1 1/4" x 1 1/8"	\$ 14.95
215-0050	Clear Lens LED Fender-Mount Light	1 1/4" x 1 1/8"	15.95

Bargman LED Fender Mounted Clearance Lights

- Left & right fender mounted clearance light set
- Includes rubber mounting gaskets
- Functions as amber front clearance & red rear clearance lights
- Clear polycarbonate housings



Part #	Description	List Price
54201-014	Red & Amber LED Fender-Mount Lights - Pair	\$ 32.95

Peterson Incandescent Identification Light Bars

- 107 light bar has corrosion-resistant white metal bar & 3 snap-in lights
- 150 bar has black polycarbonate frame & sealed lights - submersible

Part #	Description	List Price
107-3-A	Amber Three Light Identification Bar - 16 1/2" x 1" x 1 3/8"	\$ 20.95
107-3-R	Red Three Light Identification Bar - 16 1/2" x 1" x 1 3/8"	20.95
150-3R	Red Three Light Identification Bar - 17" x 1 1/2" x 1 1/2"	27.95
107-15-A	Amber Replacement Lens for 107 Light Bars	4.95
107-15-R	Red Replacement Lens for 107 Light Bars	4.95
150R	Red Replacement Light Assembly for 150 Light Bar	9.95



Peterson LED Identification Light Bar

- 169 Light bar features 6-LEDs in an epoxy sealed one-piece housing
- Mounts on 8 1/2" centers - includes mounting gasket - hardware sold separately

Part #	Description	List Price
169-3R	Red LED Identification Bar - 16 3/16" x 1 1/4" x 1" - 6 LEDs	\$ 38.95



LED Identification Light Bars

- Required on trailers over 80" width
- Sealed polycarbonate lens

Part #	Description	Size	List Price
221-4400	Red with Red Lens Identification Bar - 3 LEDs	13 1/2" x 1 5/8"	\$ 52.95
251-4500	Red with Clean Lens Slimline ID Bar - 3 LEDs	15 1/2" x 1 5/8"	36.95
251-1500	Amber with Clear Lens Slimline ID Bar - 3 LEDs	15 1/2" x 1 5/8"	37.95
252-4500	Red with Clear Lens Slimline ID Bar with 3rd Brake Light - 11 LEDs	15 1/2" x 1 5/8"	47.95



Sealed Identification Light Bar with Stainless Steel Base

- Stainless steel base won't rust
- Surface mount on 8 1/2" centers
- 3 waterproof incandescent lights
- Single wire, self grounding

Part #	Description	Size	List Price
MC97RB	Red Lights Stainless Steel ID Bar	14 1/4" x 1 3/16"	\$ 24.95



Sealed Identification Light Bars

- Sonically sealed, waterproof lights attach to black polycarbonate base
- Includes both lead & ground wires
- 7 1/2" Mount centers, 8 3/8" on MCL914R1

Part #	Description	Size	List Price
MC93RB	Red Incandescent ID Light Bar	15 15/16" x 1 15/32"	\$ 20.95
MCL83RB	Red LED Lights ID Light Bar	15 15/16" x 1 15/32"	27.95
MCL914R1	LED ID Light Bar - Over 80" Applications	17 5/16" x 1 1/4"	38.95



Optronics Incandescent Back-Up Light

- OEM styling used in many applications
- Chrome plated bezel - 3 1/4" diameter
- Polycarbonate lens - 2 wire leads
- Requires 3/4" mounting hole

Part #	Description	List Price
BU11CS	Back-Up Light - Mounts on 1 7/8" Hole Centers - 1156 Bulb	\$ 12.95





Optronics Corner Mount Lamp / Interior Light

- Hard wired light 12-24 Volts
- 1,400/1,100 lumens

Part #	Description	List Price
ILL38CB	LED Interior Dome Light - 30 LEDs	\$ 98.95
ILL38CMB	LED Interior Dome Light with PIR-based Motion Sensor - 30 LEDs	137.95



V379S

Peterson Great White® LED Dome / Interior Light

- 30-LED 5.5" diameter round light
- Built-in on-off rocker switch
- Lens removes for mounting
- Power lead is hardwired to light

Part #	Description	List Price
V379S	LED Dome / Interior Light - 12 Volt DC - 5.5" x 1.1"	\$ 68.95

Innovative Lighting Round LED Dome / Interior Light

- 30 neutral white LEDs - 180 lumens
- Operates on 12 Volts DC
- 120° beam angle - white plastic trim
- 6,000 hours of service life
- Built-in on-off rocker switch
- 5.5" diameter x 1.1" deep

Part #	Description	List Price
064-6100	LED Dome / Interior Light - 12 Volt DC - 5.5" x 1.1"	\$ 60.95

Buyers Round LED Interior Dome Lights

- 36 LEDs - 2,200 lumens
- Available with or without switch
- 12-24 Volts DC - 1.5 Amps
- 5.1" diameter x .67" thick

Part #	Description	List Price
5625336	LED Interior Dome Light without Switch	\$ 86.95
5625337	LED Interior Dome Light with Switch	94.95



5625336

Optronics 9 LED Thinline Sealed Utility Light

- Lumen output - raw 585 lm, effective 386 lm - 12 Volts DC, 0.22 Amps
- Sonically sealed & waterproof
- Surface mount on 11.75" centers
- Low profile - less than 1/2" thick
- Polycarbonate lens & housing

Part #	Description	List Price
UCL59CB	LED Thinline Utility Light - 12 Volt DC - 12.625" x 1" x .406"	\$ 28.95



066-5110

Innovative Lighting Incandescent Ceiling Dome Lights

- Built-in on/off rocker switch
- For interior use only
- Single or double dome lights
- White plastic body

Part #	Description	List Price
066-5110	Single Dome Light - 12 Volt DC - 7.5" x 4.3" x 1.8" - 18 Watt	\$ 15.95
066-5120	Double Dome Light - 12 Volt DC - 11" x 4.3" x 1.8" - 18 Watt	23.95



066-5120

Innovative Lighting Rectangular LED Interior Lights

- 3.3 or 4 watt LED interior lights
- Operates on 12 Volt DC systems
- 50,000 Hours of service life
- Mounting screws included

Part #	Description	List Price
073-5110	LED Interior Light with Switch - 3.3 Watt - 8" x 2.75" x 1.6"	\$ 65.95
072-5110	LED Interior Light - 4 Watt - 10" x 2.75" x 1.6"	44.95



Optronics Oblong LED Interior Lights

- Slim design with white base and trim ring
- 36 LEDs - Lumens 1500/1040
- Hard wired 12-24 Volts
- Lifetime LED warranty

Part #	Description	List Price
ILL03CEHB	LED Interior Light - No Switch - 6.77 L x 3.94 W x .39 H	\$ 61.95
ILL03CTHB	Dimmable with Touch Switch LED Interior Light - 6.77 L x 3.94 W x .39 H	60.95



Peterson Great White® LED Rotating Interior Light

- 12" LED rotating swivel rail interior light with built-in rocker switch
- White plastic housing & clear lens
- Hard-wired with separate lead & ground wire - 24 LEDs - 12 Volts DC
- For interior use only

Part #	Description	List Price
V369S	LED Rotating Interior Light - 12" L x 1.1" W x 1" H	\$ 49.95



Innovative Lighting LED Accent Light & Courtesy Light

- Polished stainless steel trim ring
- Surface mount - 2 LEDs - white
- Operates on 12 Volt DC systems
- Rated at 100,000 hours service life

Part #	Description	List Price
002-5200	LED Mini Accent Light - 1.83" Wide x .40" Tall x .96"	\$ 12.95



Peterson LED Swivel Lights

- Long-life LED design - 12 Volts DC
- Swivels to direct beam where needed
- Choose round or rectangular style
- Low-glare reflector housing
- Black, metal base - recess mounted
- Requires 1" deep cavity under light

Part #	Description	List Price
M370	LED Swivel Light - Round - 3.86" Diameter x 1.7" High	\$ 49.95
M371	LED Swivel Light - Rectangular - 3.5" x 2.8" x 1.7" High	29.95
371S	LED Swivel Light with Switch - Rectangular - 3.5" x 2.8" x 1.7"	47.95



371S

Innovative Lighting Versa-Bryte & Tri-Lite LED Interior Lights

- Operates on 9-16 Volts DC - uses 90% less energy than incandescent lights
- Rated at 100,000 hours service life
- Shock & vibration proof
- No heat given off by lights
- 050 series have attractive end caps
- 055 Tri-Lite has clear polycarbonate housing with 3 LEDs - surface mount

Part #	Description	List Price
055-5500	Tri-Lite LED Light - 4.2" Long x 1.36" Wide x .57" High	\$ 19.95
055-43250	RGBW Tri-Lite - 10 White, 5 RBG LED - 4.25" x 1.375" x 0.625"	21.95
055-9902	Stainless Steel Snap-On Bezel for 055-43250 Tri-Lite	9.95
050-5124	Versa-Bryte LED Light - 24 LED - 29 1/4" Overall Length	124.95



055-43250
(Shown with optional bezel)



050-5124

Arcon 12 Volt Euro Style Lights

- Easy-to-use on/off switch
- Mounting screws not included

Part #	Description	List Price
Single Lights with White Base		
20725	Bright White LED with White Lens - 8" L x 4 3/4" W	51.95
20711	Soft White LED with Optic Lens - 8" L x 4 3/4" W	49.95
20713	Soft White LED with White Lens - 8" L x 4 3/4" W	49.95
Double Lights with White Base		
20726	Bright White LED with White Lens - 11" L x 4 3/4" W	88.95
20712	Soft White LED with Optic Lens - 11" L x 4 3/4" W	91.95
20714	Soft White LED with White Lens - 11" L x 4 3/4" W	89.95



20725

Arcon Economy 12 Volt Interior Lights

- 3 position slide switch
- Easy-to-clean high temperature smooth snap-out plastic lens
- White plastic frame with color coded wires
- Mounting screws not included

Part #	Description	List Price
Single Lights with White Base		
20667	Bright White LED with Optic Lens - 6 1/4" L x 5 1/2" W x 1 5/8" H	\$ 51.95
20715	Bright White LED with White Lens - 6 1/4" L x 5 1/2" W x 1 5/8" H	50.95
Double Lights with White Base		
20668	Bright White LED with Optic Lens - 11 1/2" L x 5 1/2" W x 1 5/8" H	95.95
20716	Bright White LED with White Lens - 11 1/2" L x 5 1/2" W x 1 5/8" H	94.95



20668



Back-Up Warning Alarm

- High impact - non corroding plastic
- 12 to 24 Volts, draws less than 0.1 Amp
- 4" wide, 1" deep, 2 1/2" high
- Conforms to SAE J994, Type C

Part #	Description	List Price
41-820	Single Level Back-Up Alarm - 97 D B - 12 to 24 Volts	\$ 34.95



Star Grommet-Mount Back-Up Warning Alarm

- Heavy-duty polycarbonate housing
- Beep rate of approx. 60 per minute
- Black housing is 4.30" diameter
- Requires 4 1/2" diameter hole & 1 3/4" rear clearance - rubber grommet included
- 97 decibels output - 12 to 36 Volts DC

Part #	Description	List Price
63-097	Grommet Mount Back-Up Alarm with Grommet	\$ 45.95
426-09	Mounting Bracket - Black	13.95

Note: other mounting options available - see page 171



Optronics Low Profile LED Exterior Flood Light

- Aluminum Housing - Hard wired 12-24 Volt
- Angle beam low profile exterior light

Part #	Description	List Price
UCL42CB	Angle Beam LED Exterior Scene Light - 4.33" x 2" x 1.38" - 6 LEDs	\$ 50.95



Optronics 12 LED Low Profile Exterior Scene Light

- Light has 45° downward angle with lens angle at 15° - low profile
- Sonically sealed, waterproof
- Surface flange mount on 7.875" center
- Black aluminum housing with gasket
- Use with 12 Volt or 24 Volt DC systems

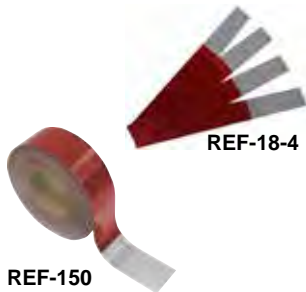
Part #	Description	List Price
UCL41CB	LED Exterior Scene Light - 8.7" x 2.95" x 1.59"	\$ 125.95



Peterson License Plate Light

- Chrome-plated - fits 1 1/4" hole
- Fits many aftermarket step bumpers

Part #	Description	List Price
M432	License Plate Light - 1 1/2" Overall Diameter - 6" Lead	\$ 12.95



Peterson Reflexite Conspicuity Reflective Tape

- Pre-cut 4 & 20-packs or full rolls
- 2" width - self-adhesive
- Tape is DOT Compliant when properly applied - see website for details

Part #	Description	Quantity & Size	List Price
REF-18-4	Reflective Tape - 7" Silver/11" Red	4 - 18 Inch Strips	\$ 13.95
REF-18	Reflective Tape - 7" Silver/11" Red	20 - 18 Inch Strips	51.95
REF-150	Reflective Tape - 7" Silver/11" Red	1 - 150 Foot Roll	179.95

Peterson LED Battery Powered Emergency Flashers



- Strong magnets for quick mounting
- 3-way switch for flashing or steady-on operation
- Built-in easel for road side use
- Can flash for 36 hours or more on one set of batteries - Requires 4 AA batteries

Part #	Description	List Price
V316MA	Amber Battery Powered Emergency Flasher - 6" x 4" - 18 LEDs	\$ 35.95
V316MR	Red Battery Powered Emergency Flasher - 6" x 4" - 18 LEDs	35.95

Optronic Rechargeable Cordless LED Light

- Spot, flood, and red emergency light function
- Aluminum Housing



Part #	Description	List Price
UCL73CS	Rechargeable Cordless LED Light - 6.500 x 5.750 x 1.750 - 1600 Lumens	\$ 69.95

Buyers Heavy Duty LED Road Flares

- 16 orange LED lights in waterproof body with protective outer housing
- 9 adjustable flash patterns
- Heavy duty shockproof design
- Magnetic base - nylon storage bag
- Includes 110 Volt wall outlet & 12 Volt cigarette lighter plug chargers
- Also charges from USB port



8891018

Part #	Description	List Price
8891016	Single Heavy Duty LED Road Flare	\$ 54.95
8891018	6-Pack of Heavy Duty LED Road Flares	263.95

Warning Triangles with Storage Box

- Bright fluorescent orange
- E-05313 - one LED triangle in storage case
- 449 - three triangles packaged in a sturdy corrosion-proof plastic box



449



E-05313

Part #	Description	List Price
E-05313	Erickson Manufacturing 17" LED Warning Triangle - Batteries Not Included	\$ 42.95
449-1	Peterson Manufacturing 3-Pack of Warning Triangles - 17 3/4" Wide x 16 5/8" High	59.95

Replacement Bulbs & Headlight Capsules

- Long life headlight capsule bulbs
- Models to fit most popular vehicles

Part #	Description	List Price
1156	10-Pack of 12 Volt Single Element Bulbs	\$ 4.95
1895	10-Pack of 12 Volt Side Marker Lights Bulbs	4.25
1893	10-Pack of 12 Volt Single Element Bulbs	4.45
LB-194	10-Pack of 12 Volt Single Element Bulbs	4.25
B-57	10-Pack of 12 Volt Single Element Bulbs	4.95
1157	10-Pack of 12 Volt Dual Elements Bulbs	4.45
1157NA	10-Pack of 1157 Natural Amber Dual Element Bulbs	12.95
3057	10-Pack of 12 Volt Dual Elements Bulbs - Wedge Base	12.25
3156	10-Pack of 12 Volt Single Element Bulbs - Wedge Base	17.25
3157	10-Pack of 12 Volt Dual Elements Bulbs	11.95
3157NA	10-Pack of 3157 Natural Amber Dual Element Bulbs	25.95
3457NA	10-Pack of 3457 Natural Amber Single Element Bulbs	25.95
TF552	Heavy Duty Flasher - Two-Terminal - Sold Each	5.95
EF32RL	Heavy Duty Flasher for LED & Incandescent Lamps - Two-Terminal - Fits In Place of 552 - Sold Each	22.95
5300	Heavy Duty Flasher with Selectable Patterns - Hardwired	69.95
5400	Dual Circuit Flasher with Selectable Patterns - Hardwired	69.95
9003LL	Long Life Headlight Bulb - Call 800-624-7630 for Specific Application	10.45
9004LL	Long Life Headlight Bulb - Call 800-624-7630 for Specific Application	9.95
9005LL	Long Life Headlight Bulb - Call 800-624-7630 for Specific Application	10.45
9006LL	Long Life Headlight Bulb - Call 800-624-7630 for Specific Application	10.45
9007LL	Long Life Headlight Bulb - Call 800-624-7630 for Specific Application	11.95
9005XSL	Long Life Headlight Bulb - Call 800-624-7630 for Specific Application	9.95
9006XSL	Long Life Headlight Bulb - Call 800-624-7630 for Specific Application	8.95



1156



1157



TF552



9007LL

Wesbar Agricultural Lights & Lighting Modules



- Dual light units with amber & red lights mounted in a rugged housing
- Transport light kits feature (4) 90 lbs magnets for easy mounting
- All light kits have 7-way round plug with round pins
- Vibration-dampening bulb sockets
- Others available by special order

Part #	Description	List Price
2670	Economy Agricultural Light Kit - Includes 35 ft Wishbone Harness	\$ 238.95
54003-040	Economy LED Agricultural Light Kit with 35 ft Wishbone Harness	348.95
2676	Deluxe Agricultural Transport Kit with Brake Lights - 46 ft Harness	350.95
54003-041	Deluxe LED Agricultural Transport Kit with Brake Lights - 46 ft Harness	509.95
54209-006	Dual LED Agricultural Light with Amber/Red - Left Light In 54003-040	116.95
54209-020	Dual LED Agricultural Light with Red/Amber - Right Light In 54003-040	125.95

Peterson Single & Combination Agricultural Lights



- Perfect for agricultural applications
- Combination lights function as both red stop / tail light and amber turn signal / flashing warning light
- Combination lights measure 10.93" wide, 5.42" high, 2.5" deep
- All mount vertical or horizontal
- Works with all 12 Volt vehicles
- Single amber light is double-sided & functions as turn signal / warning
- Single red light is one-sided and functions as stop / tail light
- Single lights measure 6" wide, 5.42" high, 2.5" deep - 3" x 2.5" mount holes

Part #	Description	List Price
308L	Left Side Combination Light with 4-Pin Plug	\$ 56.95
308R	Right Side Combination Light with 4-Pin Plug	56.95
309AA	Amber Two-Sided Light with 3-Pin Plug - Sold Each	31.95
309R	Red Single-Sided Light with 3-Pin Plug - Sold Each	31.95

Peterson LED Agricultural Stop, Turn, Tail & Warning Lights



- 44 LED agricultural lights
- Red stop & tail and amber turn signal & flashing warning lights
- ASAE S279.17 compliant horizontally
- Works with all 12 Volt vehicles
- 4-square plug - easy installation

Part #	Description	List Price
318L-P	Left Side LED Agricultural Light with 4-Pin Plug	\$ 131.95
318R-P	Right Side LED Agricultural Light with 4-Pin Plug	131.95

Peterson Reflectors



- Exceeds DOT specifications
- 47,000 microprisms per square inch
- Industrial strength adhesive
- Available in amber or red

Amber Part #	Red Part #	Description	Shape	Dimensions	List Price
B-472-A	B-472-R	Aluminum Housed Reflector	Oval	3 3/4" x 4 1/2"	\$ 4.95
B-475-A	B-475-R	Quick-Mount Reflector - Acrylic Lens	Round	3 3/16"	3.95
—	B-477-R	Quick-Mount Reflector - 1/4" Center Hole	Round	2 3/8"	3.95
B-480-A	B-480-R	Quick-Mount Reflector	Oblong	1 7/8" x 4 3/8"	3.95
B-487-A	B-487-R	Rectangular Reflector - 2 Mounting Holes	Rectangle	4 3/8" x 1 1/8"	3.95
B-490-A	B-490-R	Spitfire® Reflector - Adhesive Material	Round	2 7/8"	3.95

Peterson Incandescent Tractor & Work Lights



- Heavy-duty H3 55-watt halogen bulb
- 4" x 6" lens functions as tractor or general work light
- Molded nylon housing with black painted mounting bracket
- 504HFM has 15' cord, cigar lighter plug

Part #	Description	List Price
504HF	Tractor & Work Light - Flood Beam	\$ 54.95
504HT	Tractor & Work Light - Trapezoid Beam	43.95
504HFM	Auxiliary Work Light - Flood Beam - Magnetic Base	71.95

Optronics Multi-Purpose Incandescent Tractor & Work Lights

- Shock proof rubber housing
- Ideal for farm implement vehicles

Part #	Description	List Price
TL10CB	Round Utility Light - Trapezoid Beam - 12V Par36 - 4 3/4" Lamp	\$ 21.95
TL46FS	Tractor Light - Flood Beam - 12V 55W Halogen - 6" x 4" Lamp	42.95
TL46TS	Tractor Light - Trapezoid Beam - 12V 55W Halogen - 6" x 4" Lamp	42.95



Custer Round & Rectangular LED Work Lights

- 27 watts - 1,900 lumens - 9 LEDs
- 10 to 30 Volts DC operating range
- Stainless steel bracket & hardware
- Black aluminum housing with heat dissipating fins
- Stud mount & flush mount

Part #	Description	List Price
WL93FR	Round LED Work Light - 4.5" Diameter - 1,900 Lumens	\$ 55.95
WL93FR-PR	Pair of WL93FR Round LED Work Lights	110.95
WL93FW	Square LED Work Light - 4.25" x 4.25" - 1,900 Lumens	55.95



Custer Rectangular LED Work Lights

- WL19F - 18 watts - 1,320 lumens, WL22RCT - 22.5 Watts - 2,850 lumens
- Flood pattern
- Die-cast aluminum housings
- Polycarbonate lens - 10-30 Volts DC
- 3 year warranty

Part #	Description	List Price
WL19F	Rectangular LED Work Light - 6.5" W x 1.75" H x 2.5" D	\$ 42.95
WL19F-PR	Pair of WL19F Rectangular LED Work Lights	85.95
WL22RCT	Rectangular LED Work Light - 6.0 W" x 3.75" H x 1.25" D	63.95



Wesbar Round or Rectangular Auxiliary LED Work Lights

- Sealed design with aluminum housing
- True white - operates on 9-36 Volts
- 19" coiled cord with cigar lighter plug & magnetic base

Part #	Description	List Price
54209-017	Round LED Work Light - 6 LEDs - 4.5" Diameter x 1.5" Depth	\$ 158.95
54209-018	Rectangular Work Light - 10 LEDs - 4" x 4" x 1.5" Depth	173.95



Buyers LED Round Utility Lights

- Round acrylic lens - clear or amber
- Shock resistant & water proof
- 1492120 has adjustable, rotating mounting bracket - aluminum housing
- Very low amperage draw - 12 Volts DC
- Adjustable stainless steel mounting bracket & fasteners - 1492110, 15 & 16
- Works on 12 or 24 Volt systems

Part #	Description	List Price
1492110	5" Clear Lens 54 LED Utility Light - 375 Lumens	\$ 53.95
1492115	5" Clear Lens 6 LED Utility Light - 1,350 Lumens	53.95
1492116	5" Amber Lens 6 LED Utility Light - 1,350 Lumens	74.95



Optronics Opti-Brite™ LED Flood Beam Work Lights

- Contoured lens, wide angle beam
- TLL73FB has built-in handle & switch
- Die cast aluminum housing with powder coat finish
- Stainless steel mounting hardware
- Use with 12 Volt or 24 Volt DC systems
- 14 gauge 10" lead & ground wire
- Lifetime LED warranty

Part #	Description	List Price
TLL70FB	6 LED Work Light - 4.375" x 5.375" x 2.625" - 3,360 Lumens	\$ 221.95
TLL71FB	9 LED Work Light - 4" x 5" x 2.25" - 1,492 Effective Lumens	77.95
TLL72FB	9 LED Work Light - 5" x 5.375" x 2.25" - 1,492 Effect. Lumens	103.95
TLL73FB	9 LED Work Light - 5" x 7.5" x 3.25" - 1,492 Effective Lumens	115.95





Buyers 4" Square LED Flood Light with Built-In Switch & Handle

- 9 LED with clear lens
- 12 to 24 Volts DC - 1,710 lumens
- Surface mount with mounting bracket
- IP67, IP69K waterproof rating

Part #	Description	List Price
1492193	LED Light with Switch & Handle - 7.26" x 3.94" x 2.24"	\$ 81.95



Buyers 6" Rectangular LED Flood & Spot Lights

- 4,050 lumens of light for 167 meters
- 15 LEDs - polycarbonate lens
- Great for work trucks, salt spreaders, utility trucks
- 12-24 Volts DC - 1.96 Amps
- Die cast powder coated aluminum body
- IP67 water & dust resistant
- 5 year warranty

Part #	Description	List Price
1492190	15 LED Rectangular Flood Light - 5.9" x 4.8" x 1.45"	\$ 95.95
1492190-PR	Pair of 1492190 LED Rectangular Flood Lights	180.95
1492290	15 LED Rectangular Spot Light - 5.9" x 4.8" x 1.45"	115.95



Optronics 3" Cube LED Flood Light

- Aluminum housing with a post mount
- Hard wired 12 Volt
- IP65 dust and water resistant
- Flood beam pattern

Part #	Description	List Price
UCL24CB	Post Mount 3" LED Cube Light - 3 1/2" x 3" x 2.9"	\$ 36.95



Optronics Recessed Flange-Mounted 6-LED Flood Light

- 3" cube design fits many applications
- Heavy duty aluminum housing & polycarbonate lens
- Designed to be recess-mounted in front or rear truck bumpers
- IP65 rated for dust & water resistance
- Hard wired 16" lead - 12.8 Volts DC
- 1,800 raw, 780 effective lumen output
- Includes stainless steel mounting hardware & allen wrench

Part #	Description	List Price
UCL24CFB	Recessed Flange Mount LED Light - 4.25" x 3.625" x 2.75"	\$ 46.95



Ultra Thin LED Strobe Lights

- 12 flash patterns with synchronous and alternating functions
- SAE J595 Class 1 and CA13 certified
- Rated IPX8 waterproof
- Can be fastened with screws or included 3M self-adhesive tape
- Designed with an extremely slim .26" profile
- 5 year warranty

Part #	Description	List Price
8892230	Amber LED Strobe Light	\$ 64.95
8892231	Clear LED Strobe Light	64.95
8892233	Red LED Strobe Light	64.95
8892234	Blue LED Strobe Light	64.95
8892239	Green LED Strobe Light	64.95
8892232	Black Mounting Bracket for Ultra Thin 3.5" LED Strobes	22.95



Flexible Self-Adhesive LED Light Strips

- Ideal for compartments & toolboxes on trucks, trailers, RVs & more
- 12 Volt DC, warm white 2,700k
- Completely sealed & water proof
- 1/2" W x .2" D with self-adhesive strip
- Also includes clips & screws

Part #	Brand	Description	List Price
5621827	Buyers	18" Clear Light Strip - 0.41 Amps, 360 Lumens - 27 LEDs	\$ 34.95
5622436		24" Clear Light Strip - 0.54 Amps, 470 Lumens - 36 LEDs	46.95
5623654		36" Clear Light Strip - 0.81 Amps, 710 Lumens - 54 LEDs	53.95
5624872		48" Clear Light Strip - 1.12 Amps, 940 Lumens - 72 LEDs	72.95

- 114 LEDs silicone rope light
- Sonically sealed & waterproof
- Flexible silicone design
- Lumen rating - raw 1,800 lm
- Surface adhesive mount
- IP66 rated - lifetime LED warranty

Part #	Brand	Description	List Price
UCL07CB	Optronics	LED Silicone Rope Light - 12.8 Volt DC - 33" x 0.5" x 0.25"	\$ 40.95

UCL07CB

4" LED Strobe Lights

- Can be used as running light or turn signal & then switched to strobe
- 4 LEDs in polycarbonate lens
- Solid polished aluminum body
- Includes plastic mounting base
- Operates on 10 to 30 Volts DC
- 4 7/8" wide x 2" high x 1 5/8" deep
- Mounts on 4 1/2" centers

Part #	Brand	Description	List Price
STRL4A	Custer	Amber 4-LED Strobe Light	\$ 65.95
STRL4R		Red 4-LED Strobe Light	65.95
STRL4W		White 4-LED Strobe Light	83.95

- Heavy duty aluminum body
- Rated IP67 water & dust resistant
- SAE J595 Class 2 rated
- Single flash pattern
- 4 7/8" wide x 2" high x 1 5/8" deep
- Mounts on 4 1/2" centers
- Includes base gasket
- 5 year warranty

Part #	Brand	Description	List Price
8891004	Buyers	Amber 4-LED Strobe Light	\$ 66.95

Buyers 6" Oval Amber Warning Flasher Light

- 24 Bright LED lights
- Amber polycarbonate lens
- Flashes up to 6 times per second
- Includes PL-3 connector & grommet
- IP67 & SAE J595 certified
- 5 year warranty

Part #	Description	List Price
SL65AO	Oval LED Strobe - Operates on 12-24 Volts DC	\$ 49.95

Note: Brackets & other mounting options available - See page 171



SL67AO

Optronics 6" Oval & 4" Round LED Amber Warning Lights

- Sonically sealed, waterproof
- Both use standard 3-pin plug
- Polycarbonate lens & housing
- Triple-flash function meets SAE J595 & J845 standards for warning lights
- Lifetime LED warranty

Part #	Description	List Price
SLL72AB1	Amber 6" Oval LED Warning Light - 22 LEDs	\$ 87.95
SLL43AB1	Amber 4" Round LED Warning Light - 22 LEDs	87.95
421-18	Rubber Grommet for 6" Oval Light	7.95
426-18	Rubber Grommet for 4" Round Light	4.95
421-491	Wiring Pigtail for Oval or Round Light - 3-Wire Plug	7.95

Note: Brackets & other mounting options available - See page 171



Star Quad Flash Amber Strobes

- Ideal for construction, forklift or other applications
- Polycarbonate lens snaps into base
- Operates on 10-16 Volts DC
- 201-ZLM feature 11 ft power cord with lighter plug
- 201-ZL has standard permanent mount or 1/2" pipe mount - 29 flash patterns

Part #	Description	List Price
201-ZLM	Amber Magnetic Base LED Beacon - 4 1/8" Diameter x 4 1/8" Tall	\$ 98.95
201-ZL	Amber Permanent Mount LED Beacon - 4 1/8" Diameter x 4 1/8" Tall	81.95



Star Halo™ LED Beacons

- Twist on/off polycarbonate lens
- Heavy duty die cast base
- 12 selectable flash patterns
- Operates on 10-16 Volts DC
- Cigarette lighter plug with selectable flash patterns

Part #	Description	List Price
200ZHLM	Amber Magnetic Mount Mini Beacon - 4 1/2" H x 4 3/8" Diameter	\$ 178.95
274-MMBS	Optional Mirror Mounting Bracket - Black with 2 U-Bolts	42.95



200ZHLM

Buyers LED Magnetic & Permanent Strobe Beacon

- Amber polycarbonate lens - 32 LEDs
- 12-24 Volt DC - 1.3 Amps
- 8 Flash patterns
- Magnetic base or 3-bolt mount
- 9.8 ft cord with built-in power & momentary switches

Part #	Description	List Price
SL502A	32 LED Beacon - 3.75" Tall x 5.12" Diameter Base	\$ 63.95
8895400	Self Adhesive Magnetic Mount Pad for Aluminum Cabs	12.95



SL502A



SL630A

Buyers Multi-Mount LED Beacons & Strobe Light

- Magnetic mount & 3-bolt permanent mount included - amber lens on all
- 12-24 Volts DC
- 10 ft power cord with switched plug
- UV stabilized amber lens attaches to plastic base with screws

Part #	Description	List Price
SL620ALP	3 LED Beacon - 4.88" Tall x 6.6" Diameter Base - 5 Patterns	\$ 136.95
SL630A	3 LED Beacon - 6.25" Tall x 6.6" Diameter Base - 5 Patterns	136.95
SL645ALP	6 LED Strobe Light - 5" Tall x 6.25" Diameter Base - 8 Patterns	140.95



SL475A

Buyers Battery Operated Magnetic LED Strobe

- Runs on 2 D batteries (not included)
- Light is 4" diameter, 4 3/4" tall
- Magnetic base for quick mounting
- Polycarbonate lens - hanging lanyard

Part #	Description	List Price
SL475A	24 Amber LED Battery Operated Beacon	\$ 49.95
3029961	Galvanized Mounting Bracket for SL475A	27.95



STR11A

Custer LED Magnetic Rooftop Light Bars

- STR11A is 11" L x 6.6" W x 1.75" H
- 40 Watts, 10-30 V operating voltage
- Cigarette plug on/off switch
- 10 Flash patterns
- STR13AW is 13" L x 8.5" w x 3.25" h
- 6 bright 10-watt LEDs - 360° coverage
- 10 flash patterns controlled from cigarette lighter plug

Part #	Description	List Price
STR11A	Amber 11" Magnetic or Permanent Mount LED Light Bar	\$ 190.95
STR13AW	Amber/White 13" Magnetic Mount LED Strobe Bar	425.95

Peterson 752 Piranha® LED Strobing Mini-Bar



- 2.75" low profile dome, 17.25" wide
- SAE Class 2A light output
- Magnetic mount version includes cord & plug with on/off switch
- Low 1.4 Amp maximum current draw
- Works with both 12 & 24 volt systems
- Cycles thru pre-programmed flash patterns

Part #	Description	List Price
752MA	Magnetic Mount LED Low Profile Strobing Mini-Bar	\$349.95

Buyers Flashing Amber Hexagon LED Light Bars



8891100

- 8891100 & 8891102 - 16 5/8" x 11" x 2 5/8"
- Runs on 12-24 Volt DC @ 3.6 Amps
- 4 rubber covered vacuum-magnetic mounts - 25 flash patterns
- 15 ft dual switch power plug
- 8891062 - 56 Amber/clear LEDs
- Runs on 12-24 Volts DC @ 3.2 Amps
- 4 covered magnetic or permanent mounts - 10 flash patterns, sync or alternate
- 10 ft dual switch power plug



8891102

Part #	Description	List Price
8891100	30 Amber LED Hex Light Bar	\$ 533.95
8891102	15 Amber & 15 Clear LED Hex Light Bar	533.95
8891062	56 Amber/Clear LEDs LED Hex Light Bar - 15" L x 8 1/4" W x 3" H - SAE J845 Class 1 rating.	349.95

Buyers No-Drill Light Bar Mount



8895551

- 3rd brake light mount eliminates mounting holes in roof of cab
- 22" x 10" pre-punch mounting platform
- Aluminum - black powder coat finish

Part #	Description	List Price
8895551	Light Bar Mount - Fits 2015 & Up F-150, 2017 & Up F-250 - 550	\$ 271.95

Rigid Hitch 2" x 2" Receiver Extension

- Fits all 2" x 2" receivers
- Includes pin and clip
- 8" length pin hole to pin hole
- Black powder coat finish

Part #	Description	Maximum Weight Carry	List Price
P-2508-ET	8" Extension Only - Hollow Shank	3,500 lbs	\$ 49.95



Rigid Hitch 2" to 1 1/4" Hitch Adapter

- Fits all 2" x 2" receivers
- Includes pins and clips
- 8" length pin hole to pin hole
- Black powder coat finish

Part #	Description	Maximum Weight Carry	List Price
RH-2125-A	2" to 1 1/4" Adapter with pins & clips	3,500 lbs	\$ 49.95



Draw-Tite 1 1/4" to 2" Hitch Adapters

- Fits Class II hitches only
- Pins and clips sold separately
- Adapter reduces the hitch tow rating by 50% with a maximum towing capacity of 3,500 lbs

Part #	Description	Length	List Price
80303	1 1/4" to 2" Adapter fits Class II Hitch Only	6"	\$ 84.95



Let's Go Aero TireBiter 2-Bike Spare Tire Mount

- Tire teeth bite base mount with two ratchet straps secure over tire
- Fits all bike frames and sizes supported by the wheels with adjustable wheel cradles
- Easily adjustable upper and lower wheel cradles and foam pads for wheel touch only, Zero-G™ stability
- Foam pads protect bike-to-bike and rack contact
- Modular lightweight 22 lbs design with removable wing support arms for compact storage
- Maximum load weight limit is 35 lbs per bicycle and 70 lbs overall capacity
- Lockable wing arms (cable lock not included)
- Fits Jeep, motorized RV, and other vehicles with rear mounted spare tires 15" or larger

Part #	Description	Attachment	List Price
B00987	2-Bike Spare Tire Bike Mount	15" + Spare Tire	\$ 304.95



Let's Go Aero NEO 2-Bike Hitch Rack

- Fits two standard bikes of any size or frame with a weight limit of 40 lbs per bike
- Passenger vehicle & motorized RV approved; not warranted for RV trailer use
- Easily adjustable wheel cradles with durable rubber straps for a tight grip on bike wheels
- Two upper wheel cradles with rubber strap wraps and two triple toggle straps for use per bike for fixed and secure attachment to rack

Part #	Description	Attachment	List Price
B01748	2-Bike Spare Tire Bike Mount	Fits 1 1/4" & 2" (with adaptor - included)	\$ 199.99



Let's Go Aero NEO 4-Bike Hitch Rack

- Fits four standard bikes of any size or frame with a weight limit of 40 lbs per bike
- Passenger vehicle & motorized RV approved; not warranted for RV trailer use

Part #	Description	Attachment	List Price
B01014	4-Bike Spare Tire Bike Mount	Fits 1 1/4" & 2" (with adaptor - included)	\$ 299.99



Let's Go Aero V-Lectric™ FAT PRO Two Fat Tire eBike Carrier

- Fits two E-Bikes of any size & fame up to 75 lbs per bicycle
- Slides out for rear hatch and Sprinter RV van door access
- Supports tires above 2.75 inches and/or those with fenders
- RV Approved for motorized and tow behind
- 238mm Cradles with 115mm wheel perch supports fat bike wheels up to 114mm in size
- Expandable up to four bike carry capacity with V-Lectric Two e-Bike Add-On #B02301, sold separately

Part #	Description	Attachment	List Price
B00390	2-Bike Spare Tire Bike Mount	2" Receiver	\$ 799.95
B02301	V-Lectric Two E-Bike Add-on	B00390	369.95



Swagman Standard Fixed Hitch Bike Rack

- Soft kraton cushions protect bike & provide additional gripping power
- Lockable top plate design for security - lock not included
- RV approved for use on rear of RVs or motor homes
- Black powder coat finish
- Max load capacity - 35 lbs per bike



S-64400

S-64675

Part #	Description	Attachment	List Price
S-64400	4-Bike Rack	2" Receiver	\$ 230.95

Swagman 4-Bike Standard Towing Rack

- Transports up to 4 bikes
- Arm folds down to allow access to rear of vehicle
- Fits Class III & IV receivers
- Allows for towing a trailer up to 3,500 lbs, 350 lbs tongue weight
- Hitch ball mounts to bike rack shank (3/4" shank hitch ball not included)

Part #	Description	Attachment	List Price
S-64675	4-Bike Fold Down Towing Rack - 3,500 lbs Capacity	2" Receiver	\$ 398.95

Swagman Trailhead Fold-Down Bike Racks

- 2 arms with rotating cradles
- Fits wide range of bike frames
- Towing model pulls trailers up to 3,000 lbs with 3/4" shank hitch ball (not included)
- Cushioned cradles protect finish
- Carries up to 4 bikes
- Arms fold away & rack folds down for access to rear of vehicle
- Built-in anti-wobble hitch device



S-63380

S-64960

Part #	Description	Attachment	List Price
S-63360	Trailhead 2-Bike Fold Down Rack	1 1/4" & 2"	\$ 268.65
S-63380*	Trailhead 4-Bike Fold Down Rack	1 1/4" & 2"	355.95
S-63381	Trailhead RV 4-Bike Non-Folding	2" Receiver	381.95
S-64005	DLX Bar Adapter - Max Width 22.5" to 30", Max Capacity 35 lbs		47.95

* Note: Class I hitches - 2-bike carrier capacity, Class II hitches - 4-bike carrier capacity

Swagman XP Xtreme Performance Bike Racks

- Cradles rotate to keep wheels level, provides greater ground clearance
- Arm folds down to allow access to rear of vehicle
- Quick release locking knob
- Cushioned cradles won't scratch bikes - fits up to 2" frame tubes
- Black finish

Part #	Description	Attachment	List Price
S-64940	XP Xtreme 4-Bike Non-Folding	2" Receiver	\$ 472.95
S-64960*	XP Xtreme 4-Bike Fold Down Rack	1 1/4" & 2"	485.95
S-64970	XP Xtreme 5-Bike Fold Down Rack	2" Receiver	553.95

* Note: Class I hitches - 2-bike carrier capacity, Class II hitches - 4-bike carrier capacity

Swagman Titan 2 & Titan 4 Hitch-Mounted Bike Carriers

- New anti-sway cradles prevent bike to bike contact
- Locking 8mm security cable included
- Cam lever release folds rack & arms down for access to rear of vehicle
- Max load capacity - 35 lbs per bike



S-63400

Part #	Description	Attachment	List Price
S-63400*	Titan 2 - 2-Bike Carrier	1 1/4" & 2"	\$ 357.95
S-63410*	Titan 2 - 4-Bike Carrier	1 1/4" & 2"	349.95
S-64005	DLX Bar Adapter - Max Width 22.5" to 30", Max Capacity 35 lbs		47.95

* Note: Class I hitches - 2-bike carrier capacity, Class II hitches - 4-bike carrier capacity

Swagman XC-2 Hitch Mounted Bike Carrier

- Accommodates all types of bikes
- Supports bikes by wheels - not frame
- Fully adjustable - can handle 2 bikes of different sizes - folds for storage
- Wheel wells adjust from 18" to 54" centers
- 28" vertical adjustment
- Fits 1 1/4" or 2" receivers



Part #	Description	Attachment	List Price
S-64650	XC-2 2-Bike Carrier	1 1/4" & 2" Receiver	\$ 263.95

Swagman Chinook 2-Bike Hitch-Mounted Bike Carrier

- Tilts down to allow access to the rear of the vehicle even when loaded
- Fits most frame sizes, shapes & styles
- Adjustable locking hooks secure bike frame to rack
- Includes locking hitch pin
- Can be adapted to carry "fat tire" bikes - optional trays sold separately
- Carries up to 2 bikes 45 pounds each
- Wheel ratchet straps hold bikes & secure wheels
- Fits 1 1/4" & 2" receivers



Part #	Description	Attachment	List Price
S-64683	Chinook - 2-Bike Hitch-Mounted Rack	1 1/4" & 2" Receiver	\$ 505.95
S-64694	Chinook/Quad 2+2/Dispatch Fat Bike Trays		94.95

Swagman Quad 2+2 Hitch-Mounted Bike Carrier

- Fits most frame sizes, shapes & styles
- Adjustable locking hooks secure bike frame to rack
- Tire ratchet straps firmly hold bikes and secure wheels
- Transforms from a 2-bike to 4-bike carrier in seconds
- Includes 2 same-key lock cylinders to lock bike to bike rack
- Can be adapted to carry "fat tire" bikes - optional trays sold separately
- Fits 2" hitch receivers
- Includes locking hitch pin



Part #	Description	Attachment	List Price
S-66692	Quad 2+2 - 4-Bike Platform Rack	2" Receiver	\$ 929.95
S-64694	Chinook/Quad 2+2/Dispatch Fat Bike Trays		94.95

Swagman Semi 2.0 2-Bike Platform Bike Carrier

- Rear wheel ratchet straps firmly hold bikes & secure wheels
- Zero frame contact - fits most frame sizes, shapes & styles
- Ratcheting arms grab wheels only
- Tilts down to allow access to rear of vehicle, even with bikes loaded
- Includes locking hitch pin & cables on each arm to secure front tires
- Max load capacity - 45 lbs per bike



Part #	Description	Attachment	List Price
S-64686	Semi 2.0 - 2-Bike Platform Carrier	1 1/4" & 2" Receiver	\$ 695.95

Swagman XTC Hitch Mounted Bike Carriers

- Built-in anti-wobble hitch device
- New push button ratcheting arms adjust to all frame sizes
- Racks fold up for easy storage
- XTC4 includes 8 ft security cable
- Frame "grip arms" have improved coating to protect bike's finish
- Models to transport 2 or 4 bikes

Part #	Description	Attachment	List Price
S-64670*	XTC2 2-Bike Carrier	1 1/4" & 2" Receiver	\$ 337.5
S-64671*	XTC2 Tilt 2-Bike Carrier	1 1/4" & 2" Receiver	389.95
S-64665*	XTC4 Cross Country 4-Bike Carrier	2" Receiver	573.95
S-64674	Fat Tire Trays for XTC 2 & XTC4 - Set 1 Left 1 Right		66.95


* Note: Class I Hitches - 2-Bike Capacity, Class II Hitches - 4-Bike Capacity



Swagman E-Spec E-Bike Hitch Mounted Bike Carrier

- Fits 20" to 29" bikes up to 3" wide
- Designed for heavy duty use - 70 lbs Per bike capacity
- Fits most frame shapes, styles and sizes
- Fat tire trays available for 3"- 5" tires
- Convertible between a folding E-bike rack & non-folding RV approved rack
- Includes locking hooks & locking threaded hitch pin - keyed alike
- Fits 2" receivers only



Part #	Description	Attachment	List Price
S-66689	E-Spec E-Bike Carrier - 1 or 2 Bikes 	2" Receiver	\$ 605.95
S-64679	Fat Tire Wheel Holders - Includes 2 Wheel Trays		99.95



Swagman Escapee RV/E-Bike Hitch-Mounted Bike Carrier

- E-bike friendly - zero frame contact
- Fits 20" - 29" wheel sizes up to 3" wide
- Rear wheel ratchet straps firmly hold 2 bikes & secures wheels
- Fits most frame sizes, shapes & styles
- Locking ratcheting arms with replaceable keys help prevent theft
- Designed for e-bikes up to 60 pounds
- Includes threaded locking hitch pin
- Locks are keyed alike


Part #	Description	Attachment	List Price
S-64693	Escapee - RV / E-Bike Carrier 	2" Receiver	\$ 695.95



Swagman Dispatch Premier 2-Bike Platform RV Rack

- Locking hitch pin & cable included
- Fits most frame sizes, shapes & styles
- Adjustable hooks secure frame to rack
- Wheel ratchet straps firmly hold bikes & secure wheels
- Carries 2 bikes up to 45 pounds each
- Carrier weighs 54 pounds
- Can be adapted to carry "fat tire" bikes - optional trays sold separately
- Ideal for an RV or motor home

Part #	Description	Attachment	List Price
S-66684	Dispatch - 2-Bike Platform RV Rack	2" Receiver	\$559.95
S-64694	Chinook/Quad 2+2/Dispatch Fat Bike Trays		94.95



Swagman RV Bumper Bike Carrier

- Designed to attach to 4" to 4 1/2" continuous welded steel bumpers
- Simple & easy to attach & use
- An economical way to carry up to 4 bikes when traveling by RV
- Black painted finish

Part #	Description	List Price
S-80605	2-Bike RV Bumper Rack with Mounting Hardware	\$ 109.95
S-80600	4-Bike RV Bumper Rack with Mounting Hardware	221.95



Swagman DLX Bike Adapter

- The DLX Bar Adapter from Swagman allows you to use bikes with sloping or step-through frame designs on bike racks that require a horizontal crossbar
- Both sides of the bar open up wide for ease of use, to mount on the stem and seat post of your bike

Part #	Description	List Price
S-64005	Bike Adapter - Max Width 22.5" to 30", Max Capacity 35 lbs	\$ 47.95



Ultra-Fab Products Ultra MX Hauler

- Securely holds motorcycle for transport or for making repairs
- Heavy duty steel construction
- Easy bolt-together assembly
- Mounts in standard 2" receivers
- Included ramp works on either side of carrier
- Durable powder coat finish
- 500 lbs Load capacity
- 1 Year manufacturer's warranty

Part #	Description	Attachment	List Price
80763	Ultra MX Hauler - 500 lbs Capacity	2" Receiver	\$ 360.95



Stromberg Carlson Bike Bunk

- A raised receiver on the a-frame is the perfect place to put your bikes
- Provides 2" receiver tube for hitch-mounted style bike carrier
- Allows any bike rack designed for a 2" receiver to be used
- Supports up to 100 lbs
- Won't interfere with propane tanks, weight distribution brackets or power jacks
- Distance from top of A-frame to cross bar is 33 1/2"
- Black finish - hardware included
- Bike carrier sold separately
- Hitch pin & clip are not included

Part #	Description	List Price
CC-275	Bike Bunk - Supports Up to 100 lbs	\$ 359.95

Curt Multi-Use Ball Mount

- Tow a trailer & carry accessories like a bike carrier at the same time
- 2" ball mount is 12 1/4" length with 1" ball hole, 2" drop - rated 7,500 lbs
- Top receiver is not for towing use
- Black powder coat finish

Part #	Description	Length	Max. Drop	List Price
CM-45810	Multi-Use Ball Mount	12 1/4"	2"	\$ 112.95

Note: Pins & clips sold separately - See page 99



Curt Bike Carrier Support Strap

- Loops around bike carrier, hooks to trunk lid or rear door of vehicle
- Adds support & security to hitch mounted bike carriers
- Cambuckle adjusts strap to length
- Prevents bouncing, adds stability

Part #	Description	List Price
CM-18050	Bike Carrier Support Strap - 6 ft Length	\$ 19.95



Erickson Big Bed® Tailgate Extender

- Perfect for short bed trucks, SUVs and vans
- Haul extension ladders, lumber, drywall & other oversize loads
- Weight capacity 400 lbs
- Adjustable truck bed height - 16" to 19"
- Fits 2" receiver - folds for storage
- Optional high-mount attachment

Part #	Description	List Price
E-07600	Big Bed Tailgate Extender - 52" x 50" x 25 1/2" Installed	\$ 375.95
E-07601	High-Mount Extension - Raises Load Up to Cab Height	225.95



Reese StrongArm™ Folding Metal Carrier

- 20" x 48" platform
- Folding design makes installing on vehicle easier
- Pivots up when not in use



Part #	Description	Capacity	List Price
DT-6502 ♦	Folding Cargo Carrier for 2" Receivers	500 lbs	\$ 380.95

Pro Series Basket Carriers

- Mesh floor for easy clean up
- Raised design for improved clearance
- 3-piece design for easy UPS shipping
- Black powder coat finish

Part #	Description	Dimensions	Capacity	List Price
63155	Fits 1 1/4" Class II Receivers	20" x 48"	300 lbs	\$ 324.95
63153	Fits 2" Receivers	24" x 60"	500 lbs	345.95
11-998	Optional Tail Light Kit - Includes Harness with 4-Flat			42.95



63153

Stromberg Hitch-Mounted Cargo Carrier

- Carrier bolts together in minutes
- Fits 2" receivers
- Mesh floor for easy clean up
- Carrier measures 23" deep x 60" wide

Part #	Description	Dimensions	Capacity	List Price
CC-100	Hitch-Mounted Cargo Carrier	23" x 60"	500 lbs	\$ 149.95



Five Star Aluminum Cargo Carrier

- Load platform is all-welded aluminum construction
- Bolt-on 2" square shank
- 24" x 60" cargo bed with 3" raised lip
- Mesh floor for easy clean up
- Lightweight - weighs just 34 lbs



Part #	Description	Dimensions	Capacity	List Price
524-ACC ♦	Aluminum Cargo Carrier	24" x 60"	500 lbs	\$ 354.95

Five Star Aluminum Scooter Carriers

- Hinged ramp allows for easy loading & unloading of personal scooters
- Mesh floor & ramp for easy clean up
- Ramp folds flat on to platform for easy storage when not in use
- Platforms have 2 3/4" railing
- Made of heavy duty aluminum
- Fits standard 2" receivers



Part #	Description	Dimensions	Capacity	List Price
432-TG ♦	Scooter Carrier	32" x 48"	300 lbs	\$ 694.95
436-TG ♦	Scooter Carrier	36" x 48"	300 lbs	694.95

Erickson Aluminum Basket-Style Cargo Carrier



- Welded construction instead of rivets makes basket stronger
- Fits 2" receiver - 500 lbs Capacity
- 20.5" W x 47.25" D x 6.75" H

Part #	Description	Capacity	List Price
E-07497	Aluminum Basket-Style Cargo Carrier	500 lbs	\$ 353.95

Camco Hitch-Mounted Basket-Style Cargo Carrier



- Tubular, bolt-together design
- Basket measures 17 1/2" x 51 1/2" x 3 1/4"
- Fits all 2" receivers
- Black powder coat finish
- 500 lbs Capacity - weighs just 25 lbs
- Includes hitch pin & clip

Part #	Description	Capacity	List Price
48475	Folding Cargo Carrier for 2" Receivers	500 lbs	\$ 229.95

Stromberg Carlson A-Frame Trailer Tray



- The first trailer tongue cargo carrying system
- Adjustable to fit most a-frame trailers - supports up to 300 lbs
- Measures 30 5/8" from top of a-frame to top of tray - tray is 32" W x 20" D
- Black powder coat finish
- Includes mounting hardware

Part #	Description	Capacity	List Price
CC-255	A-Frame Trailer Tray	300 lbs	\$ 350.95

Deluxe Aluminum Cargo Carrier & Ramp

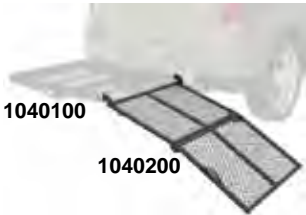


SHIPPING CHARGES APPLY

- Aluminum construction is light & strong - 400 lbs Capacity
- Fits 2" receivers - includes anchor points to secure cargo
- Anti-skid surface prevents slipping
- Platform folds up when not in use
- Includes rear reflectors
- Platform 30.25" D x 50" W x 4" H

Part #	Description	Attachment	List Price
E-07494 ♦	Aluminum Cargo Carrier With Ramp	2" Receiver	\$ 839.95

Highland Solo™ Cargo Carrier & Ramp Accessory



1040100

1040200

- Designed for lawn mowers, camping gear or wet, dirty items
- 400 lbs weight capacity - ramp & carrier
- Cargo area is 32" D x 48" W x 3" H
- Mesh floor & ramp for easy clean up
- Ramp dimensions are 44" x 30"
- Bi-fold ramp stows for travel
- Heavy-duty powder & e-coated finish

Part #	Description	Attachment	List Price
1040100	Solo Cargo Carrier - 400 lbs Capacity	2" Receiver	\$ 458.95
1040200	Cargo Carrier Ramp - Fits 1040100 Only	2" Receiver	341.95

Reese Explore Cargo Carrier Bag



- Rainproof construction
- 6 tie-down points
- Straps attached to bag
- Size: 59" L x 18.5" W x 24" H
- Fits any cargo basket with a platform larger than 59" x 18.5"

Part #	Description	List Price
63604	Cargo Carrier Bag - 15 Cubic ft - 59" x 18.5" x 24"	\$ 179.95

Curt Weather Resistant Vinyl Bag

NEW



- Keeps cargo protected from water, dirt, wind damage and more
- Fits into larger CURT cargo carriers
- Made from thick, 500 x 500-denier, UV-resistant vinyl
- Features welded seams to be highly weather-resistant
- Zip closure with hook-and-loop flap helps keep the inside dry
- Zippers feature large holes to accept a padlock
- Tiedown straps securely attach to cargo carrier frame
- Easily folds up for compact storage
- Limited lifetime warranty (one-year finish, one-year parts)

Part #	Description	List Price
★ CM-18211	Cargo Carrier Bag - 15 Cubic ft - 56" X 22" X 21"	\$ 139.95

Standard tabs



Removable tabs



A complete towing system requires: custom-fit baseplate, tow bar, vehicle wiring, safety chains or cables and a towed vehicle braking system. Some vehicles may require additional equipment. Always confirm a vehicle's towability with the vehicle manufacturer as some vehicles cannot be flat towed.

— Baseplates Only — Requires Tow Bar From Page 201-202 to Complete Unit		Baseplates Have Removable Tabs Except Where Noted			Wiring Kits See Pages 199-201	
Model / Style	Year	Part #	Footnotes	List Price	Part #	List Price
BMW						
Mini Cooper Clubman - Includes S - No John Cooper Works Models	2008-14	BX1307	1,2,3,4,13	\$ 611.95	BX8869	\$ 72.95
Mini Cooper Convertible - Includes S - No John Cooper Works Models	2009-15	BX1307	1,2,3,4,13	611.95	BX8869	72.95
Mini Cooper Convertible - Manual Trans Only - Includes S - No John Cooper Works	2006-08	BX1303	1,2,13	611.95	BX8869	72.95
Mini Cooper Coupe - Includes S - No John Cooper Works Models	2012-15	BX1307	1,2,3,4,13	611.95	BX8869	72.95
Mini Cooper Countryman - Includes S - No John Cooper Works Models	2011-15	BX1308	1,2,3,4,12,13	611.95	BX8869	72.95
Mini Cooper - Manual Transmission Only - Includes S - No John Cooper Works Models	2002-06	BX1303	1,2,13	611.95	BX8869	72.95
Mini Cooper Hardtop - Includes S - No John Cooper Works Models	2011-13	BX1307	1,2,3,4,13	611.95	BX8869	72.95
Mini Cooper Roadster - Includes S - No John Cooper Works Models	2012-15	BX1307	1,2,3,4,13	611.95	BX8869	72.95
Buick						
Enclave - All Styles	2013-17	BX1708	1,2,3,11,12,13	611.95	CM-58908 *	222.95
	2008-12	BX1708	1,2,3,11,12,13	611.95	CM-58932 *	164.95
Encore GX - Except Sport Touring - Includes Adaptive Cruise Control, Turbo & Top Shutters	2020-22	BX1520	1,2,3	611.95	BX8848	96.95
Envision - Includes Adaptive Cruise Control	2016-20	BX1519	1,2,3	611.95	CM-58968 *	164.95
Rainier - Must Have Metal Bumper	2004-07	BX1709	1,2,3,4,11	611.95	CM-58925 *	108.95
Cadillac						
Escalade Diesel Only - Includes Adaptive Cruise Control, Turbo & Lower Shutters	2021	BX1750	1,2,3,12	611.95	BX8848	96.95
Escalade - Includes Adaptive Cruise Control, Shutter, Night Vision & Super Cruise	2021-22	BX1748	1,2,3,12	611.95	BX8848	96.95
Escalade - Includes Adaptive Cruise Control	2015-20	BX1716	1,2,3,12	611.95	CM-58965 *	185.95
Escalade - Includes Hybrid	2007-14	BX1676	2,3,11	611.95	BX8848	96.95
Escalade - 2 Wheel Drive Only - Includes Hybrid	2007-12	BX1676	2,3,11	611.95	CM-58927 *	146.95
Escalade - Includes EXT	2002-06	BX1682	3,11	611.95	BX8869	72.95
SRX - All Styles	2010-16	BX1690	1,2,3,11,12,13	611.95	CM-58978 *	141.95
Chevrolet / GMC						
Acadia - All, Including Denali & All-Terrain (Not Limited)	2017-19	BX1728	1,2,3,12	611.95	CM-58973 *	161.95
Acadia - All, Including Denali (Includes 2017 Limited Models)	2013-16	BX1708	1,2,3,11,12,13	611.95	CM-58908 *	222.95
Acadia - All, Except Denali	2007-12	BX1675	1,2,3,11	611.95	BX8848	96.95
Avalanche - 1500 Models Only	2013	BX1676	2,3,11	611.95	BX8869	72.95
	2007-12	BX1676	2,3,11	611.95	CM-58924 *	133.95
	2002-06	BX1682	3,11	611.95	BX8869	72.95
Aveo - with Fog Lights, Manual Transmission Only	2009-11	BX1688	1,2,3,4,6,11,12	611.95	BX8869	72.95
Blazer - Includes Adaptive Cruise Control & Shutters	2019-22	BX1735	1,2,3,12	611.95	BX8848	96.95
Captiva Sport - All Styles	2012-15	BX3332	1,2,3,4,13	611.95	BX8869	72.95
Canyon - Includes AT4 & Shutters	2021-22	BX1746	1,2,12	611.95	BX8869	72.95
Canyon - 4 WD (Includes Denali)	2015-22	BX1746	4	611.95	CM-58910 *	133.95
Canyon - All Styles	2004-12	BX1656	1,3,5,9,11	611.95	BX8869	72.95
Cobalt - 2 Door without Turbo	2005-08	BX1662	1,2,3,4,13	611.95	BX8869	72.95
Cobalt - 4 Door without Turbo	2009-10	BX1662	1,2,3,4,13	611.95	CM-58931 *	154.95
Cobalt - 4 Door without Turbo	2005-18	BX1662	1,2,3,4,13	611.95	BX8869	72.95
Colorado 4 WD & (Colorado ZR2 2017-22)	2015-22	BX1746	1,2,3,5,11,12	611.95	CM-58910 *	133.95
Colorado	2004-12	BX1656	1,3,5,9,11	611.95	BX8869	72.95
Cruze - All Styles (2016 Models - Cruze Limited Only)	2015-16	BX1698	1,2,3,4,12,13	611.95	CM-58935 *	133.95
Cruze - LS, 1LT, 2LT & LTZ - Including with Fog Lights	2011-14	BX1695	1,2,3,4,12,13	611.95	CM-58935 *	133.95

(See footnotes on page 198) * - New Item * Custom fit "towed connector" - Not manufactured by Blue Ox - See pages 199-201 for details.
 ♦ if vehicle is equipped with incandescent tail lights, use BX8869. If vehicle is equipped with LED tail lights use BX8848.

See our website for baseplates not listed. Available by special order. Allow extra time for delivery. F.O.B. Pender, Nebraska

— Baseplates Only — Requires Tow Bar From Page 201-202 to Complete Unit		Baseplates Have Removable Tabs Except Where Noted			Wiring Kits See Pages 199-201	
Model / Style	Year	Part #	Footnotes	List Price	Part #	List Price
Chevrolet / GMC - Continued						
Cruze - RS Package	2011-14	BX1698	1,2,3,4,12,13	\$ 611.95	CM-58935 *	\$ 133.95
Envoy - with Metal Bumper - Includes Denali	2002-09	BX1709	1,2,3,4,11	611.95	CM-58925 *	108.95
Equinox - All Styles	2018-22	BX1730	1,2,3,6,12	611.95	◆ See Below	—
	2010-17	BX1689	1,2,3,4,13	611.95	CM-58900 *	133.95
HHR - All, Except SS Turbo	2006-11	BX1692	1,2,3,13	611.95	BX8848	96.95
Impala - All Styles	2006-13	BX1670	1,2,3,4,5,13	611.95	BX8869	72.95
Malibu - 2.0L Only - No Active Shutters - Includes Acc & Turbo	2019-21	BX1737	1,2,3,6,12	611.95	BX8848	96.95
Malibu - All Styles - 2016 New Body Style	2016-18	BX1726	1,2,3,6	611.95	BX8869	72.95
Malibu Limited - No Active Shutter or E-Assist (Wiring - No LTZ)	2016	BX1715	1,2,3,6	611.95	CM-58934 *	164.95
Malibu - All without Active Shutter or E-Assist (Wiring - No LTZ)	2014-15	BX1715	1,2,3,6	611.95	CM-58934 *	164.95
Malibu - All Except LTZ (2008 Models - New Body Style Only)	2008-12	BX1679	1,2,3,4,6,13,15	611.95	🚗 CM-58932 *	164.95
Malibu - LTZ Models	2008-12	BX1679	1,2,3,4,6,13,15	611.95	BX8848	96.95
Monte Carlo - LT	2006-07	BX1670	1,2,3,4,5,13	611.95	BX8869	72.95
S-10, S-15 & Sonoma Pickups - 2 WD Only (Baseplate Has Standard Tabs)	1998-04	BX1625	2,3	554.95	BX8869	72.95
Silverado & Sierra 1500 - Includes Denali (2019 New Body Style)	2019-22	BX1747	1,2,3,12	611.95	BX8848	96.95
Silverado & Sierra 1500 - Includes Denali (2019 Old Body Style)	2016-19	BX1742	1,2,3,12	611.95	BX8848	96.95
Silverado 1500 Pickups - 2 & 4 WD	2014-15	BX1710	1,3,12	611.95	BX8869	72.95
Sierra 1500 Pickup - 2 & 4 WD - Includes Denali	2014-15	BX1711	3,4,9,11,19	611.95	BX8869	72.95
Silverado & Sierra 1500 Pickups - Not HD - 2 & 4 WD (2007 - New Body)	2007-13	BX1674	3,4,9,11,19	611.95	CM-58927 *	146.95
Silverado 1500 HD Pickup - 2 & 4 WD - New Body Style	2007-13	BX1681	2,3,9,11,19	611.95	BX8869	72.95
Silverado & Sierra 1500 Pickups - Not HD - 2 & 4 WD (2007 - Old Body)	2003-07	BX1682	3,11	611.95	BX8869	72.95
Silverado & Sierra 1500 Pickups - Not HD - 2 & 4 WD	1999-02	BX1682	3,11	611.95	BX8869	72.95
Silverado 1500 HD Pickup - 2 & 4 WD	2003-04	BX1660	3,9,11,19	611.95	BX8869	72.95
Silverado 2500 & 3500 Pickups - 2 & 4 WD - Includes Shutters & Acc	2020-22	BX1740	1,2,12	611.95	BX8848	96.95
Sierra 2500 & 3500 Pickups - 2 & 4 WD - Includes Shutters, Acc & Denali	2020-22	BX1739	2,3,12	611.95	BX8848	96.95
Silverado & Sierra 2500 & 3500 Pickups - 2 & 4 WD	2015-19	BX1743	3,12	611.95	BX8869	72.95
Silverado & Sierra 2500 & 3500 Pickups - Includes HD - 2 & 4 WD	2011-14	BX1694	1,3,4,7,9,12,13	611.95	BX8869	72.95
Silverado & Sierra 2500 & 3500 Pickups - Includes HD - 2 & 4 WD	2009-10	BX1681	2,3,9,11,19	611.95	BX8869	72.95
Silverado & Sierra 2500 & 3500 Pickups - Includes HD - (2007 Classic Body)	2003-07	BX1660	3,9,11,19	611.95	BX8869	72.95
Sonic - Includes LS, LT, LTZ & RS - (Wiring Kit Fits 2012-16 Only)	2012-20	BX1703	1,2,3,12,13	611.95	CM-58936 *	123.95
Spark LT with Manual Transmission	2019-21	BX1741	1,2,3,12	611.95	BX8869	72.95
Spark with Manual Transmission (No LT Model)	2019-22	BX1725	1,2,3	611.95	BX8869	72.95
Spark - All Styles	2016-18	BX1725	1,2,3	611.95	BX8869	72.95
	2013-15	BX1722	1,2,3,12	611.95	BX8869	72.95
Suburban, Tahoe Diesel Includes Adaptive Cruise & Lower Shutters	2021-22	★ BX1751	1,2,3,12	611.95	BX8869	72.95
Suburban, Tahoe & Yukon 1500 Includes Adaptive Cruise, Yukon Denali, & Tahoe Premiere (No Z71) (No AT4)	2021-22	BX1745	1,2,3,12	611.95	BX8848	96.95
Suburban, Tahoe, Yukon & Yukon XL with Adaptive Cruise (No Z71)	2015-20	BX1718	1,2,3,12	611.95	BX8848	96.95
Suburban, Tahoe (2015-20), Yukon & Yukon XL - No Adaptive Cruise or Z71	2015-20	BX1716	1,2,3,12	611.95	BX8848	96.95
Suburban Z71 & Tahoe Z71 without Adaptive Cruise	2016-20	BX1742	1,2,3,12	611.95	BX8869	72.95
Suburban, Tahoe & Yukon - 1500 - Including Tahoe Hybrid & Yukon Denali	2007-14	BX1676	2,3,11	611.95	BX8848	96.95
Suburban, Tahoe & Yukon - 1500 - No Hybrid Models	2007-12	BX1676	2,3,11	611.95	CM-58927 *	146.95
Suburban, Tahoe & Yukon - 1500 - Includes Yukon XL, SLT & Denali (1999 Suburban - New Body Style with Amber Turn Signals)	1999-06	BX1682	3,11	611.95	BX8869	72.95
Terrain - Includes Denali	2010-17	BX1689	1,2,3,4,13	611.95	CM-58900 *	133.95
Tracker - 2 & 4 WD - Includes ZR2	1999-04	BX1636	1,3,13	611.95	BX8869	72.95
Trailblazer - Includes Adaptive Cruise Control, Turbo & Top Shutters	2021-22	BX1744	1,2,3	611.95	BX8848	96.95
Trailblazer - with Metal Bumper - Includes EXT	2002-09	BX1709	1,2,3,4,11	611.95	CM-58925 *	108.95
Traverse - Includes Turbo & Shutters - No Adaptive Cruise Control	2019-21	BX1734	1,2,3,12	611.95	BX8848	96.95
Traverse - Includes Adaptive Cruise Control & Top Shutters	2019-21	BX1738	1,2,3,12	611.95	BX8848	96.95
Traverse - All Styles	2013-17	BX1706	1,2,3,4,13	611.95	BX8848	96.95
	2009-12	BX1683	1,2,3,4,13	611.95	🚗 CM-58932 *	164.95
Venture - All, Including AWD (Baseplate Has Standard Tabs)	2001-05	BX1643	1,2,3,6	339.95	BX8869	72.95
Yukon - 2500	2008-10	BX1681	2,3,9,11,19	611.95	BX8869	72.95
	2005-07	BX1660	3,9,11,19	611.95	BX8869	72.95

(See footnotes on page 198) ★ - New Item * Custom fit "towed connector" - Not manufactured by Blue Ox - See pages 199-201 for details.
 ◆ if vehicle is equipped with incandescent tail lights, use BX8869. If vehicle is equipped with LED tail lights use BX8848.

See our website for baseplates not listed. Available by special order. Allow extra time for delivery. F.O.B. Pender, Nebraska

— Baseplates Only — Requires Tow Bar From Page 201-202 to Complete Unit		Baseplates Have Removable Tabs Except Where Noted			Wiring Kits See Pages 199-201	
Model / Style	Year	Part #	Footnotes	List Price	Part #	List Price
Dodge / RAM						
Dakota Pickup - 2 & 4 WD - Includes Quad Cab	2008-12	BX1981	1,2,3,13	\$ 611.95	BX8848	\$ 96.95
Dakota Pickup - 2 & 4 WD - Includes Grand Caravan	2005-07	BX1971	1,3,4,9,13	611.95	BX8848	96.95
Dakota Pickup - 2 & 4 WD - Includes Quad Cab (Baseplate Has Standard Tabs)	1997-04	BX1939	1,2,3	554.95	BX8869	72.95
Durango - with or without Adaptive Cruise Control	2011-22	BX2411	1,2,3,12	611.95	BX8848	96.95
Durango - 2 & 4 WD - Includes V-8 Magnum (Baseplate Has Standard Tabs)	1998-03	BX1939	1,2,3	554.95	BX8869	72.95
Nitro - All Styles	2007-11	BX1976	1,3,13	611.95	CM-58937 *	172.95
RAM 1500 Pickup - New Body Style Includes EcoDiesel & Rebel (Excludes Classic)	2019-22	★ BX2417	1,3,12	611.95	BX8848	96.95
RAM 1500 Pickup - TRX	2021-22	★ BX2419	1,2,3,12	611.95	BX8848	96.95
RAM 1500 Pickup - Classic Tradesman/Laramie/Big Horn/Warlock/SLT (Including EcoDiesel)	2019-22	BX2418	1,2	611.95	BX8869	72.95
RAM 1500 Pickup - Plastic Bumper - Includes Ecodiesel (2019 Classic Body)	2009-20	BX2409	2,3,4,12	611.95	◆ - SEE BELOW	—
RAM 1500 Pickup - Rebel & All with Chrome Bumper - (2019 Classic Body)	2016-19	BX2418	12	611.95	◆ - SEE BELOW	—
RAM 1500 Pickup - Chrome Bumper - Includes Ecodiesel - No Sport	2009-17	BX1986	2,3,9,12,19	611.95	◆ - SEE BELOW	—
RAM 2500 & 3500 Pickups - All Styles	2019-22	BX2415	2,12	611.95	BX8848	96.95
RAM 2500 & 3500 Pickups - All Except 2012 2500 Power Wagon	2003-18	BX1989	1,3,4,9,11,19	611.95	◆ - SEE BELOW	—
Fiat						
500 & 500C Abarth/Pop/Lounge - All Styles	2018-19	BX2805	1,2,12,13	611.95	CM-58911 *	240.95
500 Abarth/Turbo & 500C Abarth - No Turbo Sport	2012-17	BX2805	1,2,12,13	611.95	CM-58911 *	240.95
500 & 500C Pop/Lounge - All Styles	2012-17	BX2801	1,2,3,12	611.95	CM-58911 *	240.95
500 Sport - with Turbo	2012-18	BX2805	1,2,12,13	611.95	CM-58911 *	240.95
500 Sport - Non Turbo	2012-16	BX2800	1,2,3,12,13	611.95	CM-58911 *	240.95
Ford						
Bronco - Standard Bumper- Includes Adaptive Cruise Control, Turbo & Shutters	2021-22	★ BX2687	1, 2, 3, 12	611.95	★ CM-58992 *	169.95
Bronco - Modular Bumper- Includes Adaptive Cruise Control, Turbo & Shutters	2021-22	★ BX2688	2, 3, 12	611.95	BX8848	96.95
C-Max - Includes Hybrid & Energi	2013-18	BX2639	1,2,3,4,12	611.95	BX8869	72.95
Edge - Includes Adaptive Cruise Control - No 2.0L EcoBoost, No Sport	2015-18	BX2667	1,2,3,6,12	611.95	BX88334	259.95
Edge - All Including EcoBoost & Adaptive Cruise Control	2011-14	BX2628	1,2,3,4,6,12,13	611.95	CM-58914 *	178.95
Edge - All Styles	2007-10	BX2190	1,2,3,4,6,13	611.95	BX8848	96.95
Escape - Hybrid Only - Includes Adaptive Cruise Control & Shutters	2020-21	BX2683	1,2,12	611.95	BX8848	96.95
Escape - All, Including Hybrid	2009-12	BX2605	1,2,12,13	611.95	BX8869	72.95
Excursion - All Styles (Baseplate Has Standard Tabs)	2000-04	BX2163	3,11	554.95	BX8869	72.95
Expedition - 4 WD Only - Includes EcoBoost, Shutters & Adaptive Cruise	2018-22	BX2682	1,2,3,12	611.95	BX8848	96.95
Expedition - Includes EcoBoost & Adaptive Cruise Control	2015-17	BX2681	1,3,9,12	611.95	BX8869	72.95
Explorer - Includes Adaptive Cruise Control, EcoBoost & Shutters	2016-19	BX2668	1,2,3	611.95	BX8848	96.95
Explorer - Includes Adaptive Cruise Control & EcoBoost	2011-15	BX2632	1,2,3,4,12,13	611.95	BX8848	96.95
F-150 - Includes Raptor, Adaptive Cruise Control, EcoBoost, Hybrid & Shutters	2021-22	BX2686	3,12	611.95	BX8848	96.95
F-150 - Includes Adaptive Cruise Control & EcoBoost	2015-20	BX2681	1,3,9,12	611.95	CM-58970 *	141.95
F-150 - All Styles	2009-14	BX2681	1,3,9,12	611.95	CM-58912 *	192.95
F-150 - XL, STX, XLT, Harley Davidson without EcoBoost	2009-13	BX2606	1,3,9,12,19	611.95	CM-58912 *	192.95
F-150 - XL, STX, XLT, Harley Davidson without EcoBoost (Baseplate Has Standard Tabs)	2009-13	BX2641	1,3,9,12,19	554.95	CM-58912 *	192.95
F-150 - Raptor	2016-20	BX2681	1,3,9,12	611.95	BX8848	96.95
F-150 - King Ranch & SVT Raptor	2011-14	BX2630	3,9,12,13	611.95	CM-58912 *	192.95
F-250 & F-350 Super Duty - Includes Adaptive Cruise Control & Turbo	2020-22	BX2685	2,12	611.95	BX8848	96.95
F-250 & F-350 Super Duty - 2 & 4 WD	2017-19	BX2675	1,2,3,12	611.95	★ CM-58987 *	156.95
F-250 Super Duty - 2 & 4 WD	2008-16	BX2618	1,3,9,11,19	611.95	BX8869	72.95
F-250 & F-350 Super Duty - 2 & 4 WD (Baseplate Has Standard Tabs)	1999-04	BX2163	3,11	554.95	BX8869	72.95
Fiesta - All Styles - Includes EcoBoost	2014-19	BX2650	1,2,3,6	611.95	BX8869	72.95
Fiesta - Sedan without EcoBoost (Wiring Kit Fits 2011-13 Only)	2011-15	BX2622	1,3,4,6,12,13	611.95	CM-58946 *	123.95
Fiesta - Hatchback without EcoBoost	2011-15	BX2622	1,3,4,6,12,13	611.95	BX8869	72.95
Flex - Includes Adaptive Cruise Control & EcoBoost	2013-19	BX2645	1,2,3,12	611.95	BX8848	96.95
Flex - without EcoBoost	2009-12	BX2604	1,2,3,4,6,13	611.95	CM-58941 *	222.95

(See footnotes on page 198) ★ - New Item * Custom fit "towed connector" - Not manufactured by Blue Ox - See pages 199-201 for details.
◆ if vehicle is equipped with incandescent tail lights, use BX8869. If vehicle is equipped with LED tail lights use BX8848.
See our website for baseplates not listed. Available by special order. Allow extra time for delivery. F.O.B. Pender, Nebraska

— Baseplates Only — Requires Tow Bar From Page 201-202 to Complete Unit		Baseplates Have Removable Tabs Except Where Noted			Wiring Kits See Pages 199-201	
Model / Style	Year	Part #	Footnotes	List Price	Part #	List Price
Ford - Continued						
Focus - Sedan - All Styles	2016-18	BX2663	1,2,3,6,12	\$ 611.95	BX8869	\$ 72.95
	2015	BX2654	1,2,3,12	611.95	BX8869	72.95
Focus - Hatchback - No RS Models	2016-18	BX2663	1,2,3,6,12	611.95	CM-58905 *	146.95
	2015	BX2654	1,2,3,12	611.95	CM-58905 *	146.95
Focus S, SE, SEL & Titanium - Sedan - No Adaptive Cruise	2012-14	BX2633	1,2,3,4,12	611.95	CM-58944 *	161.95
Focus S, SE, SEL & Titanium - Hatchback - No Adaptive Cruise	2012-14	BX2633	1,2,3,4,12	611.95	CM-58905 *	146.95
Focus - All Styles - Includes 2003 SVT (Baseplate Has Standard Tabs)	2000-04	BX2173	1,2,3	554.95	BX8869	72.95
Fusion SE & Titanium - Includes Hybrid, Adaptive Cruise & Shutters	2017-20	BX2684	1,2,3,6,12	611.95	CM-58945 *	192.95
Fusion Sport - with Adaptive Cruise Control & EcoBoost	2017-19	BX2666	1,2,3,6,12	611.95	CM-58945 *	192.95
Fusion - Includes Hybrid	2010-12	BX2614	1,2,3,4,6,13	611.95	BX8869	72.95
Ranger Pickup - Includes Adaptive Cruise Control	2019-22	BX2689	12	611.95	★ CM-58986 *	156.95
Ranger Pickup - 2 WD Only	2007-11	BX2187	1,3,9,12	611.95	BX8869	72.95
Ranger Pickup - All 2 WD Only Except Northland Edition	1998-06	🚚 BX2170	1,3,4	554.95	BX8869	72.95
Honda						
Accord - Manual Only Includes Sport Adaptive Cruise & Turbo	2018-22	★ BX2267	1,2,3,6	611.95	BX8848	96.95
Civic - Includes LX, EX & DX	2006-11	BX2243	1,2,3,4,6,9,13	611.95	BX8848	96.95
CR-V - All Styles	2012-14	BX2258	1,2,3,13	611.95	CM-58904 *	133.95
	2007-11	BX2246	1,2,3,13	611.95	CM-58901 *	133.95
	2005-06	BX2238	1,2,3,13	611.95	CM-58949 *	146.95
	2002-04	BX2232	1,2,3,13	611.95	CM-58949 *	146.95
Element - All, Includes SC Models	2007-11	BX2232	1,2,3,13	611.95	BX8869	72.95
	2003-06	BX2232	1,2,3,13	611.95	BX8869	72.95
Fit - Manual Only	2018-20	★ BX2266	1,2,3,12	611.95	BX8869	72.95
Fit - All, Includes Sport	2014	BX2253	1,2,3,4,6,13	611.95	BX8869	72.95
HR-V - All Styles	2015-18	BX2262	1,2,3,12	611.95	BX8848	96.95
Odyssey - All Styles	2011-13	BX2255	1,2,3,4,6,11,12,13	611.95	BX8869	72.95
	2008-10	BX2251	1,3,6,13	611.95	BX8869	72.95
Pilot - All Styles	2009-15	BX2251	1,3,6,13	611.95	BX8869	72.95
Hummer						
H2 - All Styles (Baseplate Has Standard Tabs)	2002-09	BX4102	1,3,9,11	554.95	BX8869	72.95
H3 - All Styles (Baseplate Has Standard Tabs)	2006-10	BX4104	1,3,9,11	554.95	BX8869	72.95
Hyundai						
Accent - Manual Only - No Fog Lights	2018-22	BX2342	1,2,3,12	611.95	BX8848	72.95
Jeep						
Cherokee - with Steel Bumper & Tow Hooks - Incl. Adaptive Cruise	2019-22	BX1143	1,2,12	611.95	BX8848	96.95
Cherokee - with Alum. Bumper, No Tow Hooks - Incl. Adaptive Cruise	2019-20	BX1141	1,2,12	339.95	BX8848	96.95
Cherokee - No Trailhawk - Includes Adaptive Cruise Control	2014-18	BX1138	1,2,12	611.95	CM-58909 *	172.95
Cherokee - Trailhawk Models Only	2014-18	BX1136	1,2,12	611.95	CM-58909 *	172.95
Cherokee & Wagoneer - Not Grand Cherokee (Baseplate Has Standard Tabs)	1984-01	BX1110	1,2,3,7,15	554.95	BX8869	72.95
Comanche - All Styles (Baseplate Has Standard Tabs)	1984-92	BX1110	1,2,3,7,15	554.95	BX8869	72.95
Commander - All Styles	2006-10	BX1125	1,3,9,11	611.95	BX8869	72.95
Compass - All Styles (Also 2017 Old Body Style)	2011-16	BX1132	1,2,3,12,26	611.95	CM-58938 *	199.95
Gladiator - All Including Mojave - Includes Adaptive Cruise Control	2020-22	BX1145	1,5	611.95	CM-58964 *	185.95
Grand Cherokee L - Overland - Includes Adaptive Cruise Control & Shutters	2021-22	★ BX1147	1, 2, 3	611.95	BX8848	96.95
Grand Cherokee L - (Not Overland) - Includes Adaptive Cruise Control & Shutters	2021-22	★ BX1146	1, 2, 3, 12	611.95	BX8848	96.95
Grand Cherokee WK - Includes Adaptive Cruise Control, Quadra Trac/Drive II & Limited	2022	BX1128	1,2,3,9,12,13	611.95	CM-58907 *	133.95
Grand Cherokee - Includes Trail Rated & Adaptive Cruise Control	2016-21	BX1128	1,2,3,9,12,13	611.95	CM-58907 *	133.95
	2014-15	BX1128	1,2,3,9,12,13	611.95	CM-58907 *	133.95
	2011-13	BX1128	1,2,3,9,12,13	611.95	BX8869	72.95
Grand Cherokee - All, Except SRT-8 Models	2007-10	BX1123	1,3,9,13	611.95	CM-58940 *	199.95
Grand Cherokee - All, Except SRT-8 Models	2005-06	BX1123	1,3,9,13	611.95	BX8869	72.95



(See footnotes on page 198) ★ - New Item * Custom fit "towed connector" - Not manufactured by Blue Ox - See pages 199-201 for details.



◆ if vehicle is equipped with incandescent tail lights, use BX8869. If vehicle is equipped with LED tail lights use BX8848.

See our website for baseplates not listed. Available by special order. Allow extra time for delivery. F.O.B. Pender, Nebraska


— Baseplates Only — Requires Tow Bar From Page 201-202 to Complete Unit		Baseplates Have Removable Tabs Except Where Noted			Wiring Kits See Pages 199-201	
Model / Style	Year	Part #	Footnotes	List Price	Part #	List Price
Jeep - Continued						
Grand Cherokee - All Styles	2004	BX1121	1,9,13	611.95	CM-58915 *	\$ 178.95
	1999-03	BX1115	1,9,13,14	611.95	CM-58915 *	178.95
Liberty - Includes Sport	2013	BX1131	1,3,13	611.95	BX8869	72.95
Liberty - Includes Sport	2012	BX1131	1,3,13	611.95	CM-58937 *	172.95
Liberty - All, Except Renegade	2008-11	BX1976	1,3,13	611.95	CM-58937 *	172.95
Liberty - Renegade	2010-11	BX1131	1,3,13	611.95	BX8869	72.95
Liberty - All Styles	2005-07	BX1122	1,3,13	611.95	CM-58917 *	185.95
Liberty - All Styles	2002-04	BX1119	1,3,13	611.95	CM-58917 *	185.95
Patriot - All Styles	2011-17	BX1130	1,2,3,4,12,13	611.95	CM-58959 *	146.95
Wrangler & Unlimited - JL - New Body Style with Standard Bumper	2018-22	BX1139	3,5,13	611.95	BX8848	96.95
Wrangler & Wrangler Unlimited - JK - All with Standard Bumper	2007-18	BX1126	1,3,5,13	611.95	CM-58903 *	172.95
Wrangler & Wrangler Unlimited - JK - with ARB Stubby Bar	2007-18	BX1134	1,3,5,13	611.95	CM-58903 *	172.95
Wrangler 75th Anniversary Edition - No 2018 JL	2016-18	BX1134	1,3,5,13	611.95	CM-58903 *	172.95
Wrangler Rubicon X - Includes Hard Rock Edition	2014-18	BX1134	1,3,5,13	611.95	CM-58903 *	172.95
Wrangler Rubicon 10th Anniversary Edition	2013	BX1134	1,3,5,13	611.95	CM-58903 *	172.95
Wrangler - TJ - Includes with Rugged Ridge Double Tube Bumper(Baseplate Has Standard Tabs)	1998-06	BX1120	3	554.95	CM-58902 *	146.95
	1997	BX1120	3	554.95	BX8869	72.95
Wrangler - Includes Sport (Baseplate Has Standard Tabs)	1998-02	BX1118	3	554.95	CM-58902 *	146.95
	1997	BX1118	3	554.95	BX8869	72.95
Wrangler - YJ	1987-95	BX1137	—	611.95	BX8869	72.95
Wrangler - CJ & YJ (Baseplate Has Universal "T" Tabs)	1985-96	BX88230	3,15	113.95	—	—
Kia						
Soul - Dual-Clutch Transmission Includes Adaptive Cruise & Turbo (No Fog Lights)	2021-22	★ BX2729	1, 2, 3	611.95	BX8848	96.95
Soul - Manual Transmission Only	2020-21	BX2727	1,2,12	611.95	BX8848	96.95
Soul - All without Fog Lights	2014-19	BX2726	1,2,3	611.95	BX8869	72.95
Soul - All Styles	2010-13	BX2715	1,2,3,4,12,13	611.95	BX8869	72.95
Lincoln & Mercury						
Mariner - All, Including Hybrid	2009-11	BX2605	1,2,12,13	611.95	BX8869	72.95
MKT - with Adaptive Cruise Control & EcoBoost (Also 2013-15 MKS)	2013-19	BX2645	1,2,3,12	611.95	CM-58960 *	164.95
MKX - Includes Adaptive Cruise Control	2011-15	BX2625	1,2,3,4,6,12,13	611.95	CM-58930 *	172.95
MKZ - Includes Hybrid No Adaptive Cruise Control	2017-20	★ BX2665	1,2,3,6,12	611.95	BX8848	72.95
Nautilus - 2.7L Only - Includes Adaptive Cruise Control, Shutters & Turbo	2019-22	BX2680	1,2,3,12	611.95	§ - SEE BELOW	—
Navigator - Includes Adaptive Cruise Control, Shutters & Turbo	2018-22	BX2682	1,2,3,12	611.95	§ - SEE BELOW	—
Navigator - Includes EcoBoost & Adaptive Cruise Control	2015-17	BX2681	1,3,9,12	611.95	BX8848	96.95
Navigator - All Styles	2011-14	BX2630	3,9,12,13	611.95	BX8869	72.95
Nissan						
Frontier Pickup - with Manual Transmission	2005-19	BX1843	1,2,3,9,11	611.95	BX8869	72.95
Pathfinder - All Styles (Also Fits 2005 Pathfinder LE, SE & XE)	2008-12	BX1843	1,2,3,9,11	611.95	BX8869	72.95
Oldsmobile & Pontiac						
Bravada - Must Have Metal Bumper	2002-04	BX1709	1,2,3,4,11	611.95	CM-58925 *	108.95
G5 - 2 Door Models	2007-08	BX1662	1,2,3,4,13	611.95	—	—
Saturn						
Outlook - All Styles	2007-10	BX3330	1,2,3,11,13	611.95	BX8869	72.95
Relay - All, Including All Wheel Drive	2005-07	BX3326	1,3,11	339.95	BX8869	72.95
SC1 & SC2 - All Styles	1999-02	🚧 BX3310	1,3,4,5,6,8,13	611.95	BX8848	96.95
	1995-98	🚧 BX3310	1,3,4,5,6,8,13	611.95	BX8869	72.95
SL, SL1 & SL2 - All Styles	1996-02	🚧 BX3310	1,3,4,5,6,13	611.95	BX8848	96.95
SL2 - All Styles	1993-95	🚧 BX3310	1,3,4,5,6,13	611.95	BX8869	72.95
SW2 - All Styles	1996-01	🚧 BX3310	1,3,4,5,6,13	611.95	BX8848	96.95

(See footnotes on page 198) ★ - New Item * Custom fit "towed connector" - Not manufactured by Blue Ox - See pages 199-201 for details.
 ◆ if vehicle is equipped with incandescent tail lights, use BX8869. If vehicle is equipped with LED tail lights use BX8848.
 See our website for baseplates not listed. Available by special order. Allow extra time for delivery. F.O.B. Pender, Nebraska

— Baseplates Only — Requires Tow Bar From Page 201-202 to Complete Unit		Baseplates Have Removable Tabs Except Where Noted			Wiring Kits See Pages 199-201	
Model / Style	Year	Part #	Footnotes	List Price	Part #	List Price
Saturn - Continued						
SW2 - All Styles (Also SW1 - 1996-99)	1993-95	 BX3310	1,3,4,5,6,13	\$ 611.95	BX8869	\$ 72.95
Vue - All, Including Redline	2008-10	BX3332	1,2,3,4,13	611.95	BX8869	72.95
Vue - New Body Style - Includes Hybrid & Greenline - Excludes Vti	2006-07	BX3335	1,3,12,13	611.95	CM-58928 *	154.95
Scion						
XB - with Fog Lights	2008-15	BX3784	1,2,3,13	611.95	BX8869	72.95
XB - All Styles	2004-06	BX3753	1,2,3,4,13	611.95	BX8869	72.95
Smart						
Smart Car - All Styles	2016-17	BX2004	1,2,3,12	611.95	BX8848	\$ 96.95
	2008-15	BX1987	1,2,3,4,13	611.95	BX8848	96.95
Subaru						
Crosstrek - All Styles	2018-22	 BX3622	1,2,3	611.95	BX8869	72.95
Forester - All, Except 2.0XT Models	2017-18	BX3619	1,2,3,4,13	611.95	BX8848	96.95
	2014-16	BX3619	1,2,3,4,13	611.95	BX8869	72.95
Impreza - All Styles	2015-16	BX3620	1,2,3,12	611.95	BX8869	72.95
Outback - All Styles	2010-14	BX3617	1,2,3,4,6,13	611.95	BX8869	72.95
WRX - All Styles	2015-20	BX3620	1,2,3,12	611.95	BX8869	72.95
XV Crosstrek - All Styles	2014-17	BX3620	1,2,3,12	611.95	BX8869	72.95
Suzuki						
Grand Vitara - JLX & JLX Plus (Baseplate Has Standard Tabs)	1999	BX3511	3	554.95	BX8869	72.95
Vitara - All Styles	2000-05	BX1636	1,3,13	532.00	BX8869	72.95
Toyota						
Corolla - S, LE & XLE	2009-13	BX3781	1,2,3,4,12	611.95	BX8848	96.95
Solara - All Styles	2007-08	BX3774	1,2,3,13	339.95	BX8869	72.95
Tacoma Pickup - All Styles	2016-22	BX3795	2,3,13	611.95	BX8869	72.95
	2005-15	BX3763	3,13	611.95	BX8869	72.95
Tacoma Prerunner - 2 & 4 WD	2005-08	BX3763	3,13	611.95	BX8869	72.95
Volkswagen						
Beetle - Includes TDI & Gas Turbo	1998-05	BX3815	1,2,3,6,13	611.95	BX8869	72.95

(See footnotes on page 198)  - New Item * Custom fit "towed connector" - Not manufactured by Blue Ox - See pages 199-201 for details.
 if vehicle is equipped with incandescent tail lights, use BX8869. If vehicle is equipped with LED tail lights use BX8848.
See our website for baseplates not listed. Available by special order. Allow extra time for delivery. F.O.B. Pender, Nebraska

BLUE OX BASEPLATE FOOTNOTES

 Special order part

1. Bumper fascia must be removed and replaced during installation.
2. Requires some trimming of the bumper fascia, plastic and/or grill.
3. Requires some minor drilling.
4. Requires some trimming of the air dam.
5. Requires some trimming of the belly pan.
6. Headlights must be removed and reinstalled. Verify headlight projection is correct after reinstalling.
7. Belly pan must be removed and remain off the vehicle after installation.
8. Fog lights must be removed and remain off after installation.
9. Tow hooks must be removed and remain off after installation.
10. The vehicle must have factory tow hooks to mount the bracket to.
11. Be sure to confirm the weight of your individual vehicle before towing. Some models, depending on options and load, may exceed the weight rating of specific tow bars. Always insure both your tow bar and hitch are adequately rated for the vehicle's overall weight.
12. Baseplate has non-24" spaced attachment tabs. This requires either a motor home mounted tow bar or an adapter to utilize a car mounted tow bar. Tow bar adapters are not to be used with vehicles weighing over 5,000 lbs.
13. Use only with motor home mount tow bars or the BX8833 or BX88151

adapters. Removable tabs with only one (1) hole will not attach to car mount tow bars or other adapters. The Acclaim may only be used with removable tab baseplates that have a 22" or greater spaced tabs. The Adventurer may be used with base plates having 18"- 41" spaced removable tabs. The Ambassador may only be used with 24" spaced removable tabs.

14. Due to a tail light bulb out indicator in the wiring system, Jeep Grand Cherokees must be wired with a BX8869 wiring kit.
15. a: Front bumperettes interfere with tow bar and must be removed.
 b: A few late '84 models are in fact '85 models. The '82-'84 front bumper mounting bracket is bolted to the bumper and the chassis. The '85 is bolted to the bumper and welded to the chassis.
19. Soft bottom edge of bumper must be compressed rearward about 1-1/2 inches.
20. Will not mount on models with Soft Color Key bumper.
26. 2-1/2 MPH bumper only. Includes GTI. Will not fit sport spoiler or Wolfsburg package.

Model	Body Style	Year	Part #	List Price
Acura				
CL	All Styles	1997-03	CM-58949	\$ 146.95
Integra	All Styles	1994-01	CM-58949	146.95
MDX	All Styles	2016-18	CM-58955	164.95
	All Styles	2001-07	CM-58949	146.95
RL	All Styles	1996-01	CM-58949	146.95
TL	All Styles	1996-03	CM-58949	146.95
Buick				
Enclave	All Styles	2013-17	CM-58908	222.95
	All Styles	2008-12	CM-58932	164.95
Envision	All Styles	2016-20	CM-58968	164.95
Rainier	All Styles	2004-07	CM-58925	108.95
Cadillac				
Escalade	All Styles	2015-20	CM-58965	185.95
	All Styles	2007-12	CM-58927	146.95
SRX	All Styles	2010-16	CM-58978	141.95
Chevrolet / GMC				
Acadia	All Style	2017-19	CM-58973	161.95
	All Styles (Also 2017 Acadia Limited)	2013-16	CM-58908	222.95
Avalanche	All Styles	2007-12	CM-58924	133.95
Captive Sport	All Styles	2012	CM-58933	185.95
Cobalt	4 Door - Includes LS, LT, LTZ & Sport Sedan	2005-10	CM-58931	154.95
Colorado / Canyon	4 Wheel Drive	2015-20	CM-58910	133.95
Cruze	All Styles (Also 2016 Cruze Limited)	2011-15	CM-58935	133.95
Equinox	All with LED Taillights	2018-21	CM-58974	123.95
	All without LED taillights	2018-21	CM-58971	192.95
Equinox / Terrain	All Styles	2010-17	CM-58900	133.95
Malibu	All Styles (Also 2016 LS & LT Limited)	2013-15	CM-58934	164.95
	All Styles (2008 New Body Style Only)	2008-12	CM-58932	164.95
Silverado / Sierra	1500, 2500 HD & 3500 HD - 4WD	2019-21	CM-58984	152.95
	2500 HD & 3500 HD	2016-18	CM-58967	133.95
	1500 LD & 1500 Limited without LED Taillights	2019	CM-58967	133.95
	1500 Only without LED Taillights	2016-18	CM-58967	133.95
Sonic	Sedan	2017-20	CM-58969	202.95
	All Styles	2012-16	CM-58936	123.95
Suburban	All Styles	2015-20	CM-58966	146.95
	1500 Models Only	2007-13	CM-58927	146.95
Tahoe	All Styles	2015-20	CM-58966	146.95
	All Styles	2007-12	CM-58927	146.95
Trailblazer / Envoy	All Styles	2002-08	CM-58925	108.95
Traverse	All Styles	2009-12	CM-58932	164.95
Yukon	Yukon & Yukon XL	2015-20	CM-58965	185.95
	All, Including Yukon XL 1500	2007-14	CM-58927	146.95
Dodge / RAM				
Caliber	All Styles	2008-12	CM-58959	146.95
Durango	All Styles	2011-21	CM-58957	154.95
	All Styles	2011-13	CM-58959	146.95
Nitro	All Styles	2007-11	CM-58937	172.95
RAM 1500 Pickup	All Styles	2019-21	CM-58975	154.95
	4 Wheel Drive Only with LED Tail Lights (1)	2013-18	CM-58906	161.95
	All Styles without LED Tail Lights (1)	2009-18	CM-58916	164.95
RAM 2500/3500	4 Wheel Drive Only with LED Tail Lights	2013-18	CM-58906	161.95
	All Styles without LED Tail Lights	2013-18	CM-58916	164.95

(1) Works with the 2019 RAM 1500 classic

Towed Vehicle Connectors

- Connects a towed vehicle to an RV using a standard 4-way flat trailer plug
- Simple plug-and-play design eliminates the need for cutting or splicing
- Integrated block diodes isolate sensitive vehicle electronics from RV signals
- Uses towed vehicle's existing tail lights, brake lights & turn signals
- Includes harness, 4-flat extension, mounting bracket & hardware





Towed Vehicle Connectors

- Connects a towed vehicle to an RV using a standard 4-way flat trailer plug
- Simple plug-and-play design eliminates the need for cutting or splicing
- Integrated block diodes isolate sensitive vehicle electronics from RV signals
- Uses towed vehicle's existing tail lights, brake lights & turn signals
- Includes harness, 4-flat extension, mounting bracket & hardware



CM-58908

Model	Body Style	Year	Part #	List Price
Fiat				
500	All Styles	2012-18	CM-58911	\$ 240.95
Ford				
Bronco	All Except Sport Models	2021	★ CM-58992	169.95
Edge	With LED Tail Lights	2015-17	CM-58953	178.95
	All Styles	2011-14	CM-58914	178.95
	All Styles	2007-10	CM-58952	178.95
Escape	All Styles	2017-19	CM-58954	178.95
	All Styles	2013-16	CM-58943	164.95
	All Styles	2005-12	CM-58952	178.95
Explorer	All Styles	2019-19	CM-58976	123.95
F-150	All Styles	2015-20	CM-58970	141.95
	All Styles	2009-14	CM-58912	192.95
F-250 & F-350	All Styles	2017-19	★ CM-58987	156.95
Fiesta	4 Door Sedan	2014-19	CM-58977	123.95
	4 Door Sedan	2011-13	CM-58946	123.95
Flex	All without EcoBoost	2009-19	CM-58941	222.95
Focus	4 Door Sedan	2012-18	CM-58944	161.95
	Hatchback	2012-14	CM-58905	146.95
Freestar	All Styles	2004-07	CM-58952	178.95
Fusion	All Styles	2013-20	CM-58945	192.95
Ranger	With Blind Spot Detection	2019-21	★ CM-58986	156.95
Honda				
Accord	All Styles	1994-02	CM-58949	146.95
CR-V	All Styles	2012-16	CM-58904	133.95
	All Styles	2007-11	CM-58901	133.95
	All Styles	2003-06	CM-58949	146.95
Fit	All Styles	2007-13	CM-58948	161.95
Odyssey	All Styles	1995-04	CM-58949	146.95
Pilot	All Styles	2003-08	CM-58949	146.95
Prelude	All Styles	2001	CM-58949	146.95
Isuzu				
Oasis	All Styles	1996-99	CM-58949	146.95
Pickup	I-280, I-290, I-350, I-370	2006-08	CM-58926	146.95
Jeep				
Cherokee	All Styles	2019-22	CM-58963	146.95
	All Styles	2014-18	CM-58909	172.95
Compass	All Styles	2017-21	CM-58958	154.95
	All Styles (Also 2017 Old Body Style)	2011-16	CM-58938	199.95
Gladiator	All Styles	2020-21	CM-58964	185.95
Grand Cherokee	WK	2022	★ CM-58907	133.95
	All Styles	2014-19	CM-58907	133.95
	All Styles	2007-13	CM-58940	199.95
	All Styles	1999-04	CM-58915	178.95
Liberty	All Styles	2008-12	CM-58937	172.95
	All Styles	2002-07	CM-58917	185.95
Patriot	All Styles	2008-17	CM-58959	146.95
Wrangler	JL	2018-21	CM-58964	185.95
	All, Except Right Hand Drive	2007-18	CM-58903	172.95
	TJ	1998-06	CM-58902	146.95
	All Styles	1998-06	CM-58902	146.95
Lincoln / Mercury				
Mariner	All Styles	2005-11	CM-58952	178.95
MKT	All Styles	2010-19	CM-58960	164.95
MKX	All Styles	2011-15	CM-58930	172.95
	All Styles	2007-10	CM-58952	178.95

Model	Body Style	Year	Part #	List Price
Mazda				
Tribute	All Styles	2008-11	CM-58952	\$ 178.95
Juke	All Styles	2011-17	CM-58961	154.95
Oldsmobile / Pontiac				
Bravada	All Styles	2002-04	CM-58925	108.95
G5	Sedan	2007-10	CM-58931	154.95
Saturn				
Aura	All Styles	2007-09	9523094 (2)	110.95
Vue	All Styles	2008-10	CM-58933	185.95
	All, Excluding CVT Transmission	2002-07	CM-58928	154.95
Subaru				
XV Crosstrek	All Styles	2013-15	CM-58962	161.95
Suzuki				
Grand Vitara	All Styles	2006-12	CM-58950	161.95
SX4	All Styles	2007-11	CM-58950	161.95
Toyota				
RAV4	All Styles Excluding AWD	2013-18	CM-58956	164.95
	All Styles	2006-12	CM-58913	154.95
(2) Connector manufactured by Demco				

Towed Vehicle Connectors

- Connects a towed vehicle to an RV using a standard 4-way flat trailer plug
- Simple plug-and-play design eliminates the need for cutting or splicing
- Integrated block diodes isolate sensitive vehicle electronics from RV signals
- Uses towed vehicle's existing tail lights, brake lights & turn signals
- Includes harness, 4-flat extension, mounting bracket & hardware

Blue Ox Patriot 3 Towed Vehicle Braking System

- Adjust amount of braking & manual brake with wireless remote in coach
- Remote has easy-to-read LED display
- Convenient, built-in carry handle
- Brakes apply with electric actuator
- All electric - no pump, tank or air hoses to leak or tangle
- No slamming of the brakes - Patriot moves smoothly & proportionally
- Easy to use brake pedal clamp
- Unit has built-in battery
- Weighs just 18 pounds
- Compatible with hybrid vehicles
- 2 year warranty



Part #	Description	List Price
BRK2019	Patriot 3 Towed Vehicle Braking System	\$ 1834.95
BRK2503	Patriot Seat Stiffener - Black Plastic	65.95
BRK2505	Patriot Breakaway Switch - Includes Coiled Cable	101.95
BRK2506	Patriot Braking System Storage Bag	57.95
★ BRK2512	Patriot Brake Claw	140.95
★ BRK2520	Patriot USB Power Cord Kit	68.95
★ BX88394	Patriot Brake Foot Kit - 1 1/4" Length - Quantity 2	45.95
★ BX88393	RF Remote Replacement	407.95

Blue Ox KarGard™ Protective Shield

- A polyethylene shield protects towed vehicle from road debris
- Folds for storage
- Aluminum mounting equipment designed for quick and easy installation
- All mounting hardware included

Part #	Description	List Price
BX8870	Blue Ox KarGard Protective Shield	\$ 401.95

Note: Reference your vehicle owner's manual for manufacturer's towing specifications as some owner's manuals prohibit the use of vertical shields while towing.



Ascent™ Tow Bar

- Mounts directly on motor home's receiver hitch - self-aligning
- All aluminum - weighs just 31 pounds
- Made of anodized aluminum
- Legs are 2" longer for tight turns
- Includes coiled safety cables



Part #	Description	Capacity	List Price
🇺🇸 BX4370	Ascent Tow Bar - Fits 2" Receiver	7,500 lbs	\$ 1313.95
🇺🇸 BX4375	Ascent Tow Bar - Fits 2 1/2" Receiver	7,500 lbs	1313.95
BX88309	Tow Bar Cover - Ascent Tow Bar		62.95
BX88308	Accessory Kit - Cover, Locks & 7-Way to 6-Way Wiring		375.95
★ BX88388	Replacement Washer Kit for Avail & Ascent (Relaced 84-0196)		41.95
★ BX88398	Pair of Replacement Handle Grips for Avail & Ascent (Relaced 84-0194)		11.95
★ BX88383	Replacement Safety Cable Keepers - Set of 4 (Relaced 84-0141)		18.95



**All Blue Ox
Tow Bars are
Made in USA**



Blue Ox Avail™ Tow Bar

- Improved turning radius for better cornering - keeps towed vehicle away from motor home in tight turns
- Revolutionary latch design
- Legs adjust to maximum 38" width
- Steel construction with premium metallic bronze paint
- Non-binding latches release easily under any conditions
- Includes coiled safety cables



BX7420

Part #	Description	Capacity	List Price
🇺🇸 BX7420	Avail Tow Bar - Fits 2" Receiver	10,000 lbs	\$ 1188.95
🇺🇸 BX7425	Avail Tow Bar - Fits 2 1/2" Receiver	10,000 lbs	1188.95
BX88309	Tow Bar Cover - Avail Tow Bar		62.95
BX88308	Accessory Kit - Cover, Locks & 7-Way to 6-Way Wiring		375.95
★ BX88388	Replacement Washer Kit for Avail & Ascent (Replaced 84-0196)		41.95
★ BX88398	Pair of Replacement Handle Grips for Avail & Ascent (Replaced 84-0194)		11.95



Blue Ox Alpha 2™ Tow Bar

- Mounts directly on motor home 2" receiver hitch - self-aligning
- Solid all steel construction
- 6,500 lbs towing capacity - legs adjust to maximum 38" width
- Black powder coat finish



BX7380

Part #	Description	Capacity	List Price
🇺🇸 BX7380	Alpha 2 Tow Bar - Includes Safety Cables	6,500 lbs	\$ 1052.95
BX8875	Tow Bar Cover - Alpha Tow Bar		53.95
BX88231	Accessory Kit - Cover, Locks & 7-Way to 6-Way Wiring		375.95
★ BX88383	Replacement Safety Cable Keepers - Set of 4 (Relaced 84-0141)		18.95

Blue Ox Apollo™ Tow Bar

- Mounts directly on motor home 2 1/2" receiver hitch
- Solid all steel construction
- 15,000 lbs towing capacity - legs adjust to maximum 38"
- Black powder coat finish



BX7470

Part #	Description	Capacity	List Price
🇺🇸 BX7470	Apollo Tow Bar - Fits 2 1/2" Receiver	15,000 lbs	\$ 1528.95
BX88363	Accessory Kit - Cover, Locks & 7-Way to 6-Way Wiring		375.95

Blue Ox Acclaim™ Tow Bar

- Self-aligning - 5,000 lbs capacity
- Folds and stores on front of vehicle
- Black enamel finish
- Lubricated legs telescope - adjusts from 23" to 30" width
- Includes BX88196 coiled safety cables



BX4330

Part #	Description	Capacity	List Price
🇺🇸 BX4330	Acclaim Tow Bar - Includes Safety Cables	5,000 lbs	\$ 769.95
BX88156	Tow Bar Cover - Acclaim Tow Bar		57.95
★ BX88383	Replacement Safety Cable Keepers - Set of 4 (Relaced 84-0141)		18.95

Blue Ox Adventurer™ Tow Bar

- Class III tow bar for use with towed vehicles up to 5,000 lbs
- Includes adapter tabs that attach to all Blue Ox base plates
- Weighs just 36 lbs
- Coupler fits 2" hitch ball
- Can adjust to almost any vehicle
- Legs adjust from 16" to 34" width



BX7322

Part #	Description	Capacity	List Price
🇺🇸 BX7322	Adventurer Tow Bar - Fits 2" Ball	5,000 lbs	\$ 351.95
★ BX88383	Replacement Safety Cable Keepers - Set of 4 (Relaced 84-0141)		18.95

Blue Ox Allure™ Tow Bar with Pintle Ring

- Heavy duty tow bar used with standard pintle hook
- 10,000 lbs towing capacity
- Tow bar stores on baseplates with a tab width of 27" or smaller
- 46" Leg extension, 34" leg spread



BX7460P

Part #	Description	Capacity	List Price
🇺🇸 BX7460P	Allure Tow Bar - Fits Standard Pintle Hook	10,000 lbs	\$ 1302.95

Blue Ox Baseplate / Tow Bar & Receiver Locks

- Keyed alike lock sets lock baseplate to tow bar & tow bar to receiver
- Baseplates use 1/2" pins / locks
- O-ring & water-tight cap seal out dirt & helps prevent corrosion
- Rugged tubular keys won't bend

Part #	Description	List Price
BX88101	3-Lock Set - (2) 1/2" Baseplate Locks (1) 5/8" Hitch Lock	\$ 101.95
BX88177	4-Lock Set - (2) 1/2" Baseplate Locks (2) 5/8" Hitch Locks	112.95
BX8859	1/2" Baseplate Lock - Locks Baseplate to Tow Bar	36.95
BX8858	5/8" Receiver Lock - Chrome - Fits All 2" Receivers	36.95



BX88177

Rigid Hitch Tow Bar & Accessory Receivers

- Raise or lower hitch box of a 2" receiver when using a tow bar
- May be used in rise or drop position
- Not to be used for trailer towing or weight distribution
- Accessories such as bike rack or cargo carrier may also be inserted when tow bar is in the drop position
- Never exceed tongue weight or gross weight capacity of hitch

Part #	Description	List Price
★ CHE-4	4" Drop/Rise Tow Bar & Accessory Receiver - Includes Pin & Clip	\$ 189.95
★ CHE-6	6" Drop/Rise Tow Bar & Accessory Receiver - Includes Pin & Clip	199.95
★ CHE-8	8" Drop/Rise Tow Bar & Accessory Receiver - Includes Pin & Clip	209.95
★ CHE-10	10" Drop/Rise Tow Bar & Accessory Receiver - Includes Pin & Clip	229.95



Picture Shows All Sizes Each Size Sold Separately

Blue Ox Tow Bar Drop Receivers & Extensions

- 5,000 lbs towing capacity, no tongue weight
- For use with tow bars only

Part #	Description	List Price
★ BX88128	Drop Receiver - Lowers Receiver 2" - Includes Pin & Clip	\$ 105.95
★ BX88129	Drop Receiver - Lowers Receiver 4" - Includes Pin & Clip	105.95
★ BX88130	Drop Receiver - Lowers Receiver 6" - Includes Pin & Clip	151.95
★ BX88131	Drop Receiver - Lowers Receiver 8" - Includes Pin & Clip	157.95
★ BX88132	Drop Receiver - Lowers Receiver 10" - Includes Pin & Clip	171.95
★ BX88235	Rise/Drop Receiver - Raise or Lower 3" - Includes Pin & Clip	247.95
★ BX88241	Rise/Drop Receiver - Raise or Lower 7" - Includes Pin & Clip	269.95
★ BX88264	Receiver Extension - Extends 2" Receiver 12" - 10,000 lbs	178.95
★ BX88265	Receiver Extension - Extends 2" Receiver 6" - 10,000 lbs	167.95
★ BX88187	Receiver Reducer - Transforms 2 1/2" Receiver to 2" Receiver	64.95
★ BX88224	2" Hitch Immobilizer II - Dual U-bolt Design - Eliminates Excess Movement	84.95
★ BX88371	Single Pull Immobilizer 2" - Keeps Hitch-mounted Accessories Secure	41.95



BX88241

Blue Ox Tow Bar / Baseplate Adapters & Accessories

- BX8833 adapts Draw-Tite, Reese, Eaz-Lift, Valley & Husky tow bars to Blue Ox base plates
- BX88151 adapts Roadmaster Falcon, Sterling & Eagle tow bars to Blue Ox base plates
- Blue Ox tow bar attachment tabs are specific to each base plate - see base plate instruction sheet to determine which attachment tab is required or contact customer service for assistance with adapter selection

Part #	Description	List Price
BX8833	Tow Bar Adapters - Pair	\$ 73.95
BX88151	Triple Lug Tow Bar Adapters - Pair - Fits Roadmaster	515.95
BX88154	Offset Triple Lug Tow Bar Adapters - Pair with Pins & Clips	107.95
BX88178	Blue Ox Tow Bar to Roadmaster Baseplate Adapter - Bar	572.95
BX88185	Blue Ox Tow Bar to Roadmaster Bracket Adapters - Pair	172.95
★ BX88397	Baseplate Removeable Attachment Tab Kit - 11 3/8" Length - Pair	109.95
BX88219	Tow Bar Pins & Clips - 1/2" X 4" L (2 3/4" Usable) - Pair	31.95
BX88357	Off Road Adapters for Aftermarket Bumper Hook Ups with 7/8" Diameter Lug Pins - Pair	416.95
BX88358	Aftermarket Bumper Adapters - 1" Diameter Pins - Pair	416.95
BX88381	Tow Bar Attachment Tab - 7.5" End to End - Pair	109.95
BX88386	Tow Bar Attachment Tab - 9.09" End to End - Pair	109.95
★ BX88219	Tow Bar Pins with Clips	31.95



BX8833



BX88151



BX88386

Hitch-mounted mud flaps for 2" receivers - See page 295-296
Safety chains & cables - See page 257

Blue Ox Towing Light Wiring Kits



BX8811

- Simplifies wiring a towed vehicle
- Diodes prevent electrical feedback from towed vehicle to motor home
- Special 4-diode wiring kit for connecting a motor home to a towed vehicle with multiplex wiring system



BX8869



BX8848

Part #	Description	List Price
BX8811	Wiring Kit - Contains Diode Block & Wire (No 4-Flat)	\$ 72.95
BX8863	9-Terminal Diode Block - BX8811 Diode Block - No Wire	36.95
BX8869	Wiring Kit - Contains Bulbs & Sockets (No 4-Flat)	72.95
BX8864	Saturn Diode Block - Molded Diode Block - No Wire	19.95
BX8848	4-Diode Universal Wiring Kit - 26 ft Bonded Wire (No 4-Flat)	96.95
BX88267	Wiring Kit - (2) Red LEDs, 26 ft Bonded Wire (No 4-Flat)	131.95
BX88268	10-Pack of Red LED Bulbs - Bulbs with 6" Leads	315.95
BX88269	Wiring Kit - (2) Clear LEDs, 26 ft Bonded Wire (No 4-Flat)	131.95
BX88270	10-Pack of Clear LED Bulbs - Bulbs with 6" Leads	315.95
BX88334	4-Diode with 50 OHM Resistor Wiring Kit - Used on Vehicles with Multiplex Wiring Systems - 26 ft Harness	292.95

Tekonsha Tail Light Isolating System



- Allows motor home to power lights on towed vehicle without feedback
- System includes diodes, crimp connectors & 24 ft 4-flat harness

Part #	Description	List Price
118821	Tail Light Isolating System	\$ 163.95

Hopkins Tail Light Diode System



- Isolates towed vehicle's electrical system from motor home
- Includes 4 diode blocks & 12 terminals - does not include wire harness
- Allows vehicles with separate turn signals to be towed by vehicles with standard lighting
- Splices into existing wiring harness
- Wiring & plugs sold separately

Part #	Description	List Price
48955	Tail Light Diode System - 4 Diode Blocks & Terminals	\$ 47.95

Blue Ox Fuse Bypass Switches



BX88271

- Some vehicles require a fuse to be removed before towing
- Bypass switches allow the fuse to be bypassed with a flip of the switch
- No lifting of the hood or crawling under the dash each time you tow
- Contact customer service or see our website for specific applications



BX88274

Part #	Description	List Price
BX88271	Short Lead Fuse Bypass - Mini Fuse	\$ 63.95
BX88272	Long Lead Fuse Bypass - Mini Fuse	69.95
BX88273	Long Lead Fuse Bypass - 2 Mini Fuse	97.95
BX88274	Long Lead Fuse Bypass - High Current	219.95
BX88294	2 Circuit Fuse Bypass - ATC/ATO	113.95

See our website or call customer service for vehicle applications for fuse bypass kits

Blue Ox Coiled Cable Kits



BX88206

- BX8861 & BX8862 kits contain heavy coiled cable & 2 mating sockets
- Used to connect towed vehicle to motor home - expands to 7 ft

Part #	Description	List Price
BX8861	4-Way Round Plugs & Sockets Coiled Cable Kit	\$ 89.95
BX8862	6-Way Round Plugs & Sockets Coiled Cable Kit	107.95
BX88206	6-Way Round Pins & 7-Way Flat Pins Coiled Cable	112.95
BX88254	4-Way Rnd Plug & Socket & 7-Way Flat Pins Coiled Cable	96.95

Rigid Hitch Towed Vehicle Battery Maintainer

- Keeps your vehicle's battery charged while being towed, but avoids overcharging
- Allows 15 Amps from RV's battery to maintain battery
- Both kits includes: 14-gauge wire, split wire loom, circuit breaker, dielectric grease & mounting hardware
- RE-TBM-1 also includes all-in-one crimping tool

Part #	Description	List Price
RE-TBM-1	Towed Vehicle Battery Maintainer Kit with All-In-One Crimping Tool	\$ 29.95
RE-TBM-2	Towed Vehicle Battery Maintainer Kit without Crimping Tool	19.95



RE-TBM-1

Peterson Magnetic Tow Lights

- Tow lights with magnetic base, 4-flat car & trailer harness & wire taps
- Wire harness is 25 ft long
- Lights use standard 1157 bulbs

Part #	Description	List Price
V555	Magnetic Tow Lights - 25 ft Cord with 4-Flat	\$ 99.95



Custer Magnetic Tow Lights

- Powerful non-scratching magnets
- Provides all lighting functions
- 5 ft span between two lights
- Includes 20 ft wire harness with 4-flat plug
- Installs in minutes

Part #	Description	List Price
ATL-20-A	Magnetic Tow Lights - 20 ft Cord with 4-Flat	\$ 72.95



Custer Heavy Duty Magnetic Tow Lights

- All include 30 ft wire harness
- Heavy duty housings
- Choose LED or incandescent lights
- Lights attach to towed vehicle with non-scratching magnet bases
- Can be mounted up to 7 ft apart

Part #	Description	List Price
HDTL-30-B	Magnetic Towing Lights - 30 ft Cord with 4-Round Plug with Cable Guard - Magnetic Bases	\$ 112.95
LED-30-B	Heavy Duty LED Towing Lights - 30 ft Cord with Heavy Duty 1" Diameter 4-Round Plug - Magnetic Bases	190.95



Optronics LED Magnetic Mount Tow Light Kits

- Sonically sealed, waterproof stop/turn/tail lights
- TLL21RK has 20 ft cord with 4-flat
- TLL31RK uses wireless transmitter & operates up to 65 ft away
- Wireless lights require (8) AA batteries - not included
- Wireless transmitter plugs into 4-flat connector on towing vehicle
- Both have lifetime LED warranty

Part #	Description	List Price
TLL21RK	Magnetic Tow Lights - 20 ft Cord with 4-Flat Plug	\$ 101.95
TLL31RK	Wireless Magnetic Tow Lights - Batteries Not Included	186.95



TLL31RK

Custer Wireless LED Light Duty Tow Light

- 23" wide x 3" high x 4" deep
- Includes light bar, charger & transmitter with 4-way round or 7-way RV-style plug
- Polyethylene case won't warp/crack
- Bright LED stop, turn & tail lights
- 90 lbs pull rubber coated magnets
- Easy battery access & removal
- 3 year limited warranty

Part #	Description	List Price
LIW-LDTL	Wireless Tow Light with 4-Way Transmitter & Charger	\$ 430.95
LIW-LDTL-7B	Wireless Tow Light with 7-Way Transmitter & Charger	430.95



LIW-LDTL

LIW-LDTL-7B

Demco Wireless Tow Bar Light Bar

- No cutting and splicing into your vehicle wiring
- Wireless technology
- Transmitter and Light Bar are paired to eliminate interference
- Transmitter plugs into the 7 way plug on your coach
- The Light Bar mounts in the rear window of the towed vehicle and are powered by a 12V port from the towed vehicle

Part #	Description	List Price
★ 6343	Wireless Tow Light with 7-Way Transmitter & Charger	\$ 489.95





Fulton Straight Tongue Trailer Couplers

- Locking lever action for easy hookup
- Primer finish except where noted

Ball Size	Description	Fit	Capacity GTW	Single Part #	List Price	10-Pack Part #	List Price
1 7/8"	Coupler - Straight	2" Tubing	2000 lbs	11-200	\$ 28.95	11-200B	\$ 283.95
2"	Coupler - Straight	2" Tubing	3500 lbs	22-200	42.95	22-200B	419.95
	Coupler - Straight	2 1/2" Tubing		22-250	42.95	22-250B	419.95
	Coupler - Straight	3" Tubing		22-300	42.95	22-300B	419.95
	Coupler - Straight	3" Tubing		23-300 (1)	66.95	—	—
	Coupler - Straight	3" Tubing	5000 lbs	34-300 (2)	71.95	—	—
Part #	Coupler Accessories - Description						List
CH-1	Vinyl Cushioned Coupler Handle Only - No Hardware - Fits All Couplers Above						\$ 29.95
900-37	Coupler Latch Safety Pin - 1/4" Diameter Pin, 1 3/4" Usable Length						6.95
900-37-10	10-Pack of Coupler Latch Safety Pins - 1/4" Diameter Pin, 1 3/4" Usable Length						69.50

(1) Zinc finish - 3" hole centers (2) Zinc finish

RAM Straight Tongue Trailer Couplers



- Zinc plated & 600 hour salt spray tested
- Easy operating quick latch mechanism
- Bolts to 2", 2 1/2" or 3" straight tongues - hardware not included

Part #	Ball Size	Description	Fit	Capacity GTW	List Price
CT-2001-Z	1 7/8"	Coupler - Zinc Plated	2" Channel	2,000 lbs	\$ 27.95
CT-3001-Z	2"	Coupler - Zinc Plated	2" Channel	3,500 lbs	34.95
CT-3002-Z	2"	Coupler - Zinc Plated	2 1/2" Channel	3,500 lbs	34.95
CT-3003-Z	2"	Coupler - Zinc Plated	3" Channel	3,500 lbs	34.95
CT-5003-Z	2"	Coupler - Zinc Plated	3" Channel	5,000 lbs	39.95

Class III - 2" A-Frame Couplers



- A-frame-style 2" couplers
- Heavy duty steel construction
- 2 1/4" Diameter jack mounting hole
- Black powder coat finish

Part #	Ball Size	Coupler Type / Brand	Fit	Finish	Capacity GTW	List Price
CA-5100-B	2"	A-Frame - RAM	50° A-Frame	Black	5,000 lbs	\$ 55.95
33305		A-Frame - Fulton	50° A-Frame	Black	5,000 lbs	41.95
43805		A-Frame - Pro Series	50° A-Frame	Black	8,000 lbs	63.95

Demco Ez-Latch Straight & A-Frame Couplers



- Demco's exclusive coupler design locks when dropped onto hitch ball
- Available in straight or A-frame
- No need to undo the latch - simply drop it on the ball & it latches
- Accepts standard latch locks

Part #	Ball Size	Description	Fit	Finish	Capacity GTW	List Price
12564	2"	Bolt-On Coupler - Zinc	3" Channel	Zinc	10,000 lbs	\$ 107.95
12925-95	2"	Bolt-On Coupler - Zinc (4)	3" Channel	Zinc	10,000 lbs	105.95
13203-95	2 5/16"	Bolt-On Coupler - Zinc (5)	3" Channel	Zinc	16,000 lbs	160.95
12662-97	2 5/16"	Weld-On Coupler - Primer	3" Channel	Primer	21,000 lbs	109.95
15931-95	2 5/16"	Bolt-On Coupler - Zinc (5)	3" Channel	Zinc	21,000 lbs	275.95
16080-95	2 5/16"	Bolt-On Coupler - Zinc (5,6)	3" Channel	Zinc	21,000 lbs	265.95
16854-81	2"	Bolt-On Coupler - Black (5)	50° A-Frame	Black	10,000 lbs	112.95
16680-52	2 5/16"	Bolt-On Coupler - Zinc (5)	50° A-Frame	Zinc	21,000 lbs	219.95
16680-95	2 5/16"	Bolt-On Coupler - Zinc (5)	50° A-Frame	Zinc	21,000 lbs	178.95
17063-97	2 5/16"	Weld-On Coupler - Primer (5)	50° A-Frame	Primer	21,000 lbs	149.95

(4) Housing 3" shorter than 12564 (5) new composite release latch handle (6) longer body

Class IV - 2 5/16" Straight & A-Frame Couplers

- Straight tongue & A-frame couplers rated from 10,000 lbs to 21,000 lbs GTW
- Choose from zinc, primer or black powder coat finish

Part #	Ball Size	Coupler Type / Brand	Fit	Finish	Capacity GTW	List Price
4853100	2 5/16"	Straight - Titan (3)	3" Channel	Zinc	21,000 lbs	\$ 277.95
17550		Straight - Titan	3" Tubing	Primer	20,000 lbs	183.95
44305R		A-Frame - Fulton	50° A-Frame	Primer	10,000 lbs	109.95
CA-5400-B		A-Frame - Ram	50° A-Frame	Black	14,000 lbs	68.95

(3) Coupler is a bolt-on design - uses same hole pattern as Titan Model 6 brake actuator



Bulldog Wedge-Latch® Cast Head Couplers

- Wedge-latch cast head design
- Cast shield protects latch handle
- Locking lever action for quick easy hookup - primer painted

Part #	Ball Size	Description	Fit	Capacity GTW	List Price
43-805W	2"	Coupler - A-Frame	50° A-Frame	8,000 lbs	\$ 205.95
44-125W	2 5/16"	Coupler - A-Frame	50° A-Frame	12,500 lbs	235.95
44-150W	2 5/16"	Coupler - A-Frame	50° A-Frame	15,000 lbs	261.95



Bulldog Forged Collar-Lok™ Couplers

- Forged steel for added strength
- Gray primer finish - straight or A-frame
- Designed for utility, horse/livestock, cargo & construction trailers

Part #	Ball Size	Description	Fit	Capacity GTW	List Price
HB-28382	2"	Coupler - Straight	3" Tubing	5,000 lbs	\$ 184.95
HB-28384		Coupler - A-Frame	50° A-Frame	5,000 lbs	184.95
HB-28387		Coupler - Straight	3" Tubing	7,000 lbs	189.95
HB-28386		Coupler - A-Frame	50° A-Frame	7,000 lbs	189.95
HB-28462	2 5/16"	Coupler - Straight	3" Tubing	12,500 lbs	212.95
HB-28463		Coupler - A-Frame	50° A-Frame	12,500 lbs	205.95
HB-28656		Coupler - A-Frame	50° A-Frame	15,000 lbs	268.95



Demco Slide-Lok Couplers

- Powder coated black finish
- Designed for utility, horse/livestock, cargo & construction trailers

Part #	Ball Size	Description	Fit	Capacity GTW	List Price
05823-81	2"	Sleeve Lock Coupler	3" Channel	7,000 lbs	\$ 165.95
05557-81	2 5/16"	Sleeve Lock Coupler	3" Channel	12,500 lbs	182.95



RAM Heavy Duty Cast Head Couplers

- Self-adjusting cast head offers unique style & easy hook-up
- Designed for heavy duty agriculture, horse/livestock, construction trailers

Part #	Ball Size	Description	Fit	Capacity GTW	List Price
CA-5196-B	2"	Sleeve Lock Coupler	50° A-Frame	7,000 lbs	\$ 131.95
CA-5296-B	2 5/16"	Sleeve Lock Coupler	50° A-Frame	12,500 lbs	114.95



Bulldog Forged Adjustable Couplers

- Fits 2 7/8" inside channel width
- Used on "tag along" style trailers

Part #	Description	Gross Trailer Weight	Max Vertical Load	List Price
Stamped Steel Couplers				
HB-28390	2" Stamped Base with Hardware	7,000 lbs	1,050 lbs	\$ 228.95
HB-28630	2 5/16" Stamped Base with Hardware	12,500 lbs	1,875 lbs	268.95
Cast Steel Couplers				
HB-28584	2" Cast Base with Hardware	7,000 lbs	1,050 lbs	205.95
HB-28585	2 5/16" Cast Base with Hardware	12,500 lbs	1,875 lbs	240.95
Parts				
B-9906	HD Channel Only - 3 Position - 2 7/8" Inside Width			50.95
B-9912	HD Channel Only - 5 Position - with Gussets - 2 7/8" Inside			105.95
0252010201	Coupler Latch Safety Pin & Chain - 5/16" Diameter, 2 3/4" Length			16.95



Wallace Forge Heavy Duty Adjustable Couplers

- Stamped steel or cast construction
- "Kit" models include coupler, 3 or 5 position channel & hardware
- Channels sold as kits or separately



242516



25160-5KIT

"Kit" models include coupler, channel & bolt kit

Part #	Description	Capacity	Max Vertical	List Price
2422001	2" Stamped Coupler Only	10,000 lbs	1,000 lbs	\$ 93.95
2422001-3KIT	242201 Coupler with 3 Position HD Channel & Hardware			175.95
2422001-5KIT	242201 Coupler with 5 Position HD Channel & Hardware			202.95
20000	2" Cast Coupler Only	12,000 lbs	1,200 lbs	99.95
242516	2 5/16" Stamped Coupler Only	14,000 lbs	1,400 lbs	90.95
242516-3KIT	242516 Coupler with 3 Position HD Channel & Hardware			176.95
242516-5KIT	242516 Coupler with 5 Position HD Channel & Hardware			202.95
25160	2 5/16" Cast Coupler Only	20,000 lbs	2,000 lbs	136.95
25160-3KIT	25160 Coupler with 3 Position HD Channel & Hardware			227.95
25160-5KIT	25160 Coupler with 5 Position HD Channel & Hardware			329.95
R25163	2 5/16" Cast Coupler Only (1)	25,000 lbs	2,500 lbs	229.95
R25163-3KIT	R25163 Coupler with 3 Position HD Channel & Hardware			334.95
R25163-5KIT	R25163 Coupler with 5 Position HD Channel & Hardware			363.95
Mounting Channels & Bolt Kit Sold Separately				
2373142B	HD Channel Only - 3 Position - 2 7/8" Inside - Unpainted			56.95
2376145B	HD Channel Only - 5 Position - 2 7/8" Inside - Unpainted			81.95
2376151	Light Duty Channel Only - 7 Position - 2 7/8" Inside - Unpainted			61.95
MK-58G8	Bolt & Nut Kit - 5" x 5/8-18 Grade 8 Bolts & Nuts (2 Each)			16.95

(1) Coupler has 3 hole sets in flange - Requires 2 of MK-58G8 kit to mount

RAM Adjustable Channel Couplers

- Choose stamped steel or cast head design models - black powder coated
- All include Grade 8 mounting bolts
- Stamped model has lockable latch
- Cast head model features sleeve lock with lanyard pin assembly
- "Kit" models include coupler, 3 or 5 position channel & hardware



CTA-296-3KIT

CTA-400

Part #	Description	Capacity	List Price
CTA-296	2 5/16" Cast Sleeve Lock Coupler & Hardware	12,500 lbs	\$ 112.95
CTA-296-3KIT	CTA-296 Coupler with 3 Position Channel & Hardware		201.95
CTA-296-5KIT	CTA-296 Coupler with 5 Position Channel & Hardware		209.95
CTA-400	2 5/16" Stamped Coupler with Hardware	14,000 lbs	89.95
CTA-400-3KIT	CTA-400 Coupler with 3 Position Channel & Hardware		185.95
CTA-400-5KIT	CTA-400 Coupler with 5 Position Channel & Hardware		179.95
Mounting Channels Sold Separately			
CTA-CB4	Channel Only - 3 Position - 2 7/8" Wide Inside - Unpainted		41.95
CTA-CB6	Channel Only - 5 Position - 2 7/8" Wide Inside - Unpainted		56.95

Bulldog & Pro Series Adjustable Couplers

- Bulldog models have patented Wedge-Latch® design to keep ball locked in ball pocket
- Bulldog models are primer painted
- Pro Series models black powder coat
- All include mounting bolts & nuts
- "Kit" models include coupler, 3 or 5 position channel & hardware



A200S



A256C-3KIT

"Kit" models include coupler, channel & bolt kit

Part #	Brand	Description	Capacity	List Price
A200S	Pro Series	2" Stamped Coupler & Hardware	8,000 lbs	\$ 70.95
A200S-3KIT		A200S Coupler with 3 Position Channel & Hardware		113.95
A200S-5KIT		A200S Coupler with 5 Position Channel & Hardware		111.95
A200C	Bulldog	2" Cast Coupler & Hardware	8,000 lbs	207.95
A200C-3KIT		A200C Coupler with 3 Position Channel & Hardware		247.95
A200C-5KIT		A200C Coupler with 5 Position Channel & Hardware		248.95
A256S	Pro Series	2 5/16" Stamped Coupler & Hardware	14,000 lbs	70.95
A256S-3KIT		A256S Coupler with 3 Position Channel & Hardware		110.95
A256S-5KIT		A256S Coupler with 5 Position Channel & Hardware		113.95
A256C	Bulldog	2 5/16" Coupler & Hardware	14,000 lbs	213.95
A256C-3KIT		A256C Coupler with 3 Position Channel & Hardware		254.95
A256C-5KIT		A256C Coupler with 5 Position Channel & Hardware		254.95
Mounting Channels Sold Separately				
AC300	Bulldog	Channel Only - 3 Position - 2 7/8" Wide Inside - Unpainted		41.95
AC500		Channel Only - 5 Position - 2 7/8" Wide Inside - Unpainted		41.95

Demco Ez-Latch Adjustable Couplers

- Demco's exclusive coupler design locks when dropped onto hitch ball
- Other models available by special order
- Heavy duty steel construction
- No need to undo the latch - simply drop it on the ball & it latches
- Couplers accept standard latch locks
- Channels & hardware sold separately

Part #	Description	Capacity	List Price
12688-95	2" Channel Coupler - Zinc Plated	10,000 lbs	\$ 185.95
14976-81	2" Ez-Latch Channel Coupler - Black	10,000 lbs	185.95
16825-81	2" Ez-Latch Channel Coupler - Black	10,000 lbs	112.95
15791-81	2 5/16" Channel Cast Coupler - Black	21,000 lbs	205.95
14040-81	2 5/16" Ez-Latch Cast Channel Coupler - Black	21,000 lbs	143.95
15080-81	2" Ez-Latch Flat Mount Coupler - Black	10,000 lbs	195.95
15923-81	2 5/16" Flat Mount Coupler - Black	21,000 lbs	205.95
12676-30	Adjustable Clevis Mount - Black	20,000 lbs	185.95
Mounting Channels & Hardware Sold Separately			
57362	Channel Only - 3 Position - 3" Inside Width - Unpainted		35.95
59602	Channel Only - 5 Position - 3" Inside Width - Unpainted		50.95
MK-58G8	Bolt Kit - 5" x 5/8-18 Grade 8 Bolts & Nuts (2) for Channels		16.95
66127	Clevis Pin & Clip - 1" Diameter with 4 1/2" Length, Coated Handle		14.95



14976-81



12676-30

Buyers Adjustable Tow Rings & Couplers

- 3" x 1 9/16" ductile iron cast rings
- Rated from 10,000 lbs to 20,000 lbs

Part #	Description	Capacity	List Price
B-18128	Tow Ring, 3 Position Channel & Hardware	12,000 lbs	\$ 116.95
B-18135	Tow Ring, 5 Position Channel & Hardware	12,000 lbs	138.95
B-0091543	2" Cast Coupler, 3 Position Channel & Hardware	10,000 lbs	256.95
B-0091553	2 5/16" Cast Coupler, 3 Position Channel & Grade 8 Hardware	15,000 lbs	235.95
B-0091555	2 5/16" Cast Coupler, 5 Position Channel & Grade 8 Hardware	15,000 lbs	259.95
Parts for Tow Ring & Coupler Assemblies			
B-16137	Tow Ring Only - 3" x 1 9/16" Ring	12,000 lbs	59.95
B-16140	Tow Ring Only - 3" x 1 9/16" Ring	20,000 lbs	75.95
B-0091540	Cast Coupler Only - 2"	10,000 lbs	171.95
B-0091555	Cast Coupler Only - 2 5/16"	15,000 lbs	259.95
B-8978	Channel Only - 3 Position - 2 7/8" Inside Width - Unpainted		39.95
B-8979	Channel Only - 5 Position - with Gussets - 2 7/8" Inside Width - Unpainted		68.95
B-9906	HD Channel Only - 3 Position - 2 7/8" Inside Width - Unpainted		50.95
B-9912	HD Channel Only - 5 Position - with Gussets - 2 7/8" Inside - Unpainted		105.95
B-9020	Bolt & Nut Kit - 5" x 5/8-11 Grade 5 Bolts & Lock Nuts (2 Each)		15.95
B-9021	Bolt & Nut Kit - 5" x 5/8-11 Grade 8 Bolts & Lock Nuts (2 Each)		12.95



B-18128



B-0091555

Wallace Forge Adjustable Tow Ring & Clevis Assemblies

- Forged - 2 1/2" x 1 3/8" ring
- 2,000 lbs vertical load, 30,000 lbs GTW

Part #	Description	List Price
AR3-049	Adjustable 2 1/2" Tow Ring, 3 Position Channel & Hardware - Rated 30,000 lbs	\$ 149.95
AR5-049	Adjustable 2 1/2" Tow Ring, 5 Position Channel & Hardware - Rated 30,000 lbs	162.95
305815	Adjustable Clevis Only - 2-Bolt Mount - 2" Clevis Opening 3/4" Pin Hole - Channel, Bolts & Pin Sold Separately	63.95
1040724	Adjustable Clevis Only - 3-Bolt Mount - 2.5" Clevis Opening 1" Pin Hole - Channel, Bolts & Pin Sold Separately	85.95
Replacement Parts		
2374143E	Tow Ring Only - 2 1/2" x 1 3/8" Ring - Rated 30,000 lbs	81.95
909330	Tow Ring Only - Forged 3" x 1 3/8" Ring - Rated 25,000 lbs	96.95
2373142B	HD Channel Only - 3 Position - Unpainted	56.95
2376145B	HD Channel Only - 5 Position - Unpainted	81.95
2376151	Light Duty Channel Only - 7 Pos. - 2 7/8" Inside - Unpainted	61.95
MK-58G8	Bolt & Nut Kit - 5" x 5/8-18 Grade 8 Bolts & Nuts (2 Each)	16.95
66111	Clevis Pin & Clip - 3/4" Diameter, 4 1/2" Length, Coated Handle (1)	11.95
66127	Clevis Pin & Clip - 1" Diameter, 4 1/2" Length, Coated Handle (1)	14.95



AR5-049



305815

Note: (1) Pins manufactured by Buyers Products - Made in India



20016

Wallace Forge Rigid Mount 2 5/16" 4-Bolt Couplers

- 2 5/16" couplers with 4-hole mount
- Standard 4 1/2" mounting pattern
- Mounts with 5/8" bolts (not included)
- Primer painted finish

Part #	Description	Capacity	List Price
242516R	2 5/16" Coupler with 4-Hole Mount Plate	14,000 lbs	\$ 162.95
20016	2 5/16" Cast Coupler with 4-Hole Mount	20,000 lbs	137.95
20007	2 5/16" Cast Coupler with 4-Hole Mount	25,000 lbs	289.95



Bulldog Flat Mount 2 5/16" Cast Couplers

- Patented Wedge-Lock® ball clamp
- One-piece high strength casting
- Standard 4 1/2" mounting pattern
- Mounts with 5/8" bolts (not included)

Part #	Description	Capacity	List Price
442000	Flat Mount 2 5/16" Coupler - Gray Primer	20,000 lbs	\$ 184.95
442500	Flat Mount 2 5/16" Coupler - Gray Primer	25,000 lbs	225.95



Buyers Flat Mount 2 5/16" Cast Coupler

- Heavy duty cast steel construction
- Auto-engage latch & tethered pin
- Easy one-hand operation
- Can be pinned open for easy coupling
- Standard 4 1/2" mounting pattern
- Mounts with 5/8" Bolts (Not Included)

Part #	Description	Capacity	List Price
B-0091558	Cast Flat Mount 2 5/16" Coupler - Unpainted	15,000 lbs	\$ 197.95



Buyers Plate-Mount Receiver Tube

- Mounts to hitch plate
- 2" receiver tube on 4-hole plate
- Sturdy cast steel collar
- Black painted finish

Part #	Description	Capacity	List Price
1804055	2" Receiver Tube with 4-Hole Plate	20,000 lbs	\$ 141.95



Buyers Weld-On Trailer Nose Plates

- Allows for 3 mounting positions
- Welds to front of trailer
- Pre-drilled to accept tow rings with 4 1/2" x 4 1/2" hole patterns

Part #	Description	Thickness	Holes	Dimensions	List Price
716625750	Trailer Nose Plate	3/4"	8 - 21/32"	7" x 16"	\$ 116.95
716750100	Trailer Nose Plate	1"	8 - 25/32"	7" x 16"	127.95

R-50-A



4-Bolt Rigid Mount Tow Rings

- One piece steel forged design
- 4 1/2" x 4 1/2" hole pattern
- Tow rings & bolt kits sold separately
- Black painted finish

Part #	Description	Brand	Gross Trailer Weight	Tongue Weight	List Price
R-50-A	Tow Ring - 2 1/2" Inside Diameter	Wallace Forge	48,000 lbs	7,000 lbs	\$ 160.95
BDB-125015	Tow Ring - 2 1/2" Inside Diameter	Buyers Products	42,000 lbs	7,000 lbs	129.95
BDB-125-158	Tow Ring & Bolt Kit - Includes BDB-125015 Tow Ring & MK-158 Bolt Kit				152.95
R-51-A	Tow Ring - 3" Inside Diameter	Wallace Forge	66,000 lbs	19,000 lbs	182.95
BDB-1385	Tow Ring - 3" Inside Diameter	Buyers Products	60,000 lbs	15,000 lbs	209.95
MK-158	Bolt Kit for Mounting - R-50-A & BDB-125015 (5/8" Bolts)				23.95
MK-134	Bolt Kit for Mounting - R-51-A & BDB-1385 (3/4" Bolts)				30.95



O-50-A

Swivel Mount Tow Rings

- Alloy steel forging
- 2 1/2" or 3" inside diameter eye
- Includes castle nut & cotter pin
- Black painted finish

Part #	Description	Brand	Shank Dia.	Inside Dia.	Gross Trailer Weight	Tongue Weight	List Price
O-50-A	Swivel Tow Ring	Wallace Forge	1 1/2"	2 1/2"	20,000 lbs	3,000 lbs	\$ 119.95
12503	Swivel Tow Ring	Buyers Products	1 1/2"	2 1/2"	15,000 lbs	3,000 lbs	106.95
O-51-B	Swivel Tow Ring	Wallace Forge	2"	3"	50,000 lbs	6,500 lbs	160.95
12492	Swivel Tow Ring	Buyers Products	2"	3"	45,000 lbs	9,000 lbs	147.95

Buyers Forged Steel Drawbars

- Forged steel drawbars commonly welded onto trailer tongues
- C1020 steel - unpainted
- Available 2 1/2" or 3" inner diameter eye

Part #	Description	Capacity	List Price
LW10	Forged Steel Drawbar - 2 1/2" I.D., 4 1/2" O.D.	10,000 lbs	\$ 36.95
LW20	Forged Steel Drawbar - 3" I.D., 6 1/4" O.D.	20,000 lbs	123.95



Buyers Lunette Ring/Tow Ring Eye Wear Gauge Set

- Set of 5 gauges to inspect lunette eyes for excessive wear
- Reads by color - green = no wear, yellow = caution, red = do not use
- Gauges for inspecting 1", 1 1/4", 1 1/2", 1 5/8" & 1 9/16" thick lunette rings
- Gauges are steel with a black powder coat finish

Part #	Description	List Price
3013872	Lunette Ring Wear Gauge Set - Set of 5 Gauges	\$ 56.95



Convert-A-Ball Bolt-On Combination Pintle Hook

- 25,000 lbs GTW, 5,000 lbs TW
- Black finish
- Comes complete with 1 7/8", 2" & 2 5/16" stainless balls, pin & clip

Part #	Description	List Price
PH-1	Bolt-On Pintle Hitch with Stainless Steel Balls	\$ 384.95
PH-PS	Replacement Pintle Sleeve	33.95

Note: Ball rating capacities: 1 7/8" - 2,000 lbs, 2" & 2 5/16" - 10,000 lbs



Convert-A-Ball Cushioned Combination Pintle Hitch

- Shank is 2" x 2" square tube with 1/4" wall thickness
- Meets SAE standard J-847
- Rust proof latch & manual safety pin
- Comes complete with 1 7/8", 2" & 2 5/16" stainless balls, pin & clip
- 16,000 lbs GTW, 800 lbs TW
- Black finish

Part #	Description	Capacity	List Price
PH-2	Cushioned Combination Pintle Hitch	9 1/2"	\$ 331.95
PH-PS	Replacement Pintle Sleeve		33.95

Note: ball rating capacities: 1 7/8" - 2,000 lbs, 2" & 2 5/16" - 10,000 lbs



Buyers Receiver Mounted Combination Pintle Hooks

- One-piece shank and pintle design
- Drop forged construction
- Black painted - Fits 2" or 2 1/2" receivers
- Tethered lock pin
- Hitch balls are replaceable
- Hitch pin & clip sold separately

Part #	Description	Length	Vertical Load	Ball Capacity	Pintle Capacity	List Price
Pintle Hooks for 2" Receivers						
RM5P	Receiver Mounted Pintle Hook	14 3/4"	2,000 lbs	—	10,000 lbs	\$ 128.95
62000	2" Ball & Pintle Combo	15 1/8"	2,400 lbs	12,000 lbs	12,000 lbs	231.95
62516	2 5/16" Ball & Pintle Combo	15 1/8"	2,400 lbs	12,000 lbs	12,000 lbs	231.95
RM650M	50 mm Ball & Pintle Combo	15 1/8"	2,400 lbs	12,000 lbs	12,000 lbs	179.95
Pintle Hooks for 2 1/2" Receivers						
RM102000	2" Ball & Pintle Combo - 10 Ton	15 1/8"	4,000 lbs	20,000 lbs	20,000 lbs	253.95
RM122516	2 5/16" Ball & Pintle Combo - 12 Ton	15 1/8"	4,000 lbs	24,000 lbs	24,000 lbs	260.95



RM5P



62516

Wallace Forge Receiver Mounted Combination Pintle Hooks

- One-piece shank and pintle design
- Fits 2" or 2 1/2" receivers

Part #	Description	Length	Vertical Load	Ball Capacity	Pintle Capacity	List Price
Pintle Hooks for 2" Receivers						
DPR2000	2" Ball & Pintle Combo	10 1/2"	3,200 lbs	16,000 lbs	16,000 lbs	\$ 207.95
DPR2516	2 5/16" Ball & Pintle Combo	10 1/2"	3,200 lbs	16,000 lbs	16,000 lbs	207.95
Pintle Hooks for 2 1/2" Receivers						
2080221A	2" Ball & Pintle Combo	11 1/4"	4,000 lbs	20,000 lbs	20,000 lbs	208.95
2080221B	2 5/16" Ball & Pintle Combo	11 1/4"	4,000 lbs	20,000 lbs	20,000 lbs	228.95
HP-1020	5/8" Hitch Pin & Clip for 2" Receivers					5.15
LHP-58	Long 5/8" Hitch Pin & Clip for 2 1/2" Receivers					12.95



Buyers Standard & Combination Pintle Hooks

- Interchangeable forged steel ball
- Drawbar eye dimensions - 2 1/2" to 3" I.D. with 1 1/4" to 1 9/16" diameter section
- Black powder coat finish
- Chrome plated hitch ball
- Tethered locking pin
- 3 3/8" x 1 3/4" mounting pattern
- Includes Grade 8 mounting hardware



PH-6



MK-128



BH-10055



BH-10050-8KIT

Part #	Description	Maximum Vertical	Pintle Capacity	List Price
Standard Pintle Hooks				
PH-6	Pintle Hook	2,400 lbs	12,000 lbs	\$ 92.95
PH-6-8KIT	PH-6 Pintle Hook, RPM-8 Pintle Mount & MK-128 Bolt Kit			194.95
PH-6-10KIT	PH-6 Pintle Hook, RPM-10 Pintle Mount & MK-128 Bolt Kit			194.95
PH-10	Pintle Hook	4,000 lb	20,000 lbs	99.95
PH-10-8KIT	PH-10 Pintle Hook, RPM-8 Pintle Mount & MK-128 Bolt Kit			220.95
PH-10-10KIT	PH-10 Pintle Hook, RPM-10 Pintle Mount & MK-128 Bolt Kit			220.95
PH-15	Pintle Hook	6,000 lbs	30,000 lbs	103.95
PH-20	Pintle Hook	6,000 lbs	40,000 lbs	135.95
PH-30	Pintle Hook	15,000 lbs	60,000 lbs	229.95
PH-45	Pintle Hook	16,000 lbs	90,000 lbs	415.95
PH-50	Pintle Hook	20,000 lbs	100,000 lbs	463.95
Bolt Kits & Replacement Parts				
MK-128	Bolt Kit for Mounting PH-5, PH-8 & PH-15 (1/2" Grade 8 Bolts)			9.95
MK-128-10	10 Pack of MK-128 Bolt Kits			95.95
MK-196	Bolt Kit for Mounting PH-20 (9/16" Grade 8 Bolts)			13.95
MK-134	Bolt Kit for Mounting PH-30 & PH-45 (3/4" Grade 8 Bolts)			30.95
RB-1780	1 7/8" Replacement Ball - 1 1/8" Shank (1)			39.95
RB-2000	2" Replacement Ball - 1 1/8" Shank (1)			39.95
RB-2516	2 5/16" Replacement Ball - 1 1/8" Shank (1)			44.95
RP-1115	Replacement 1/4" Lock Pin & Chain - 1.6" Length			6.95
RP-1115-10	10 Pack of Replacement 1/4" Lock Pin & Chain			56.95

(1) Replacement pintle balls cannot be substituted with standard hitch balls

Part #	Description	Maximum Vertical	Pintle Capacity	Ball Capacity	List Price
Pintle Hooks with Ball					
BH-10045	1 7/8" Ball & Pintle	3,000 lbs	16,000 lbs	12,000 lbs	\$ 168.95
BH-10050	2" Ball & Pintle	3,000 lbs	16,000 lbs	12,000 lbs	184.95
BH-10050-8KIT	BH-10050 Pintle Hook, RPM-8 Pintle Mount & Bolt Kit				282.95
BH-10050-10KIT	BH-10050 Pintle Hook, RPM-10 Pintle Mount & Bolt Kit				282.95
BH-10055	2 5/16" Ball & Pintle	3,000 lbs	16,000 lbs	16,000 lbs	209.95
BH-10055-8KIT	BH-10055 Pintle Hook, RPM-8 Pintle Mount & Bolt Kit				285.95
B-10052	Pintle & 2" Ball	4,000 lbs	20,000 lbs	20,000 lbs	336.95
B-10057	Pintle & 2 5/16" Ball	4,000 lbs	20,000 lbs	20,000 lbs	321.95
RB-102000	2" Replacement Ball (1)				51.95
RB-102516	2 5/16" Replacement Ball (1)				57.95
MK-196	Bolt Kit for Mounting (9/16" Grade 8 Bolts)				13.95

(1) Replacement pintle balls cannot be substituted with standard hitch balls



Curt SecureLatch Pintle Hook Combos & Mounts

- Auto-locking system secures primary latch without manual coupling required
- Cupped hook tightly holds lunette ring fore and aft to reduce chocking and noise
- Built-in back plate helps position coupler or lunette ring for easier hookup
- Integrated, intermediate safety chain hangers keep chains off the ground



CM-48407

Part #	Description	Vertical Load	Ball Capacity	Pintle Capacity	List Price
★ CM-48407	2" Ball & Pintle Combo for 2" Receivers	1,000 lbs	10,000 lbs	14,000 lbs	\$ 170.95
★ CM-48406	2 5/16" Ball & Pintle Combo for 2" Receivers	1,400 lbs	14,000 lbs	14,000 lbs	179.96
★ CM-48411	2" Ball & Pintle Combo - 4 Bolt Mount	1,000 lbs	10,000 lbs	20,000 lbs	198.95
★ CM-48410	2 5/16" Ball & Pintle Combo - 4 Bolt Mount	1,400 bs	14,000 lbs	20,000 lbs	202.95

Wallace Forge Combination Pintle Hooks

- Black with chrome hitch ball
- 3 3/8" x 1 3/4" mounting pattern
- Interchangeable forged steel ball
- Mounting hardware sold separately

Part #	Description	Pintle Capacity	Ball Capacity	Maximum Vertical	List Price
DPH-1780	Pintle & 1 7/8" Ball	8,000 lbs	6,000 lbs	3,000 lbs	\$ 175.95
DPH-2000	Pintle & 2" Ball	16,000 lbs	16,000 lbs	3,000 lbs	175.95
DPH-2000-8KIT	DPH-2000 Pintle Hook, RPM-8 Mount & MK-128 Bolt Kit				266.95
DPH-2516	Pintle & 2 5/16" Ball	16,000 lbs	16,000 lbs	3,000 lbs	197.95
DPH-2516-8KIT	DPH-2516 Pintle Hook, RPM-8 Mount & MK-128 Bolt Kit				280.95
2101188	Pintle & 2" Ball	20,000 lbs	20,000 lbs	4,000 lbs	220.95
2101189	Pintle & 2 5/16" Ball	30,000 lbs	30,000 lbs	4,000 lbs	220.95



DPH-2000



DPH-2000-8KIT

Wallace Forge Standard Pintle Hooks

- Drop forged
- Black painted finish
- 3 3/8" x 1 3/4" mounting pattern
- Tethered lock pin
- Mounting hardware sold separately
- Made in USA

Part #	Description	Mounting Pattern	Pintle Capacity	Maximum Vertical	List Price
RM-10-T	Pintle Hook	1 3/4" x 3 3/8"	20,000 lbs	4,000 lbs	\$ 104.95
RM-10-T-8KIT	RM-10-T Pintle Hook, RPM-8 Mount & MK-128 Bolt Kit				169.95
RM-10-T-10KIT	RM-10-T Pintle Hook, RPM-10 Mount & MK-128 Bolt Kit				169.95
RM-15-T	Pintle Hook	1 3/4" x 3 3/8"	30,000 lbs	6,000 lbs	141.95
RM-20-T	Pintle Hook	1 3/4" x 3 3/8"	40,000 lbs	6,000 lbs	193.95
Bolt Kits & Replacement Parts					
MK-128	Bolt Kit for Mounting All Except RM-20 (1/2" Grade 8 Bolts)				9.95
MK-128-10	10 Pack of MK-128 Bolt Kit				95.95
MK-196	Bolt Kit for Mounting RM-20 (9/16" Grade 8 Bolts)				13.95
RB-178	1 7/8" Replacement Ball - 1 1/16" Shank (1)				51.95
RB-2	2" Replacement Ball - 1 1/16" Shank (1)				51.95
RB-256	2 5/16" Replacement Ball - 1 1/16" Shank (1)				55.95
RP-2382	1/4" Replacement Pin, Chain & S-Hook - 2 1/4" Pin Length				14.95

(1) Replacement pintle balls cannot be substituted with standard hitch balls



RM-10-T



RM-10-T-10KIT

Commercial Pintle Hooks

- Commercial applications
- Mounts to commercial truck body hitch plates only
- Forged, heavy duty - Made in USA
- Black powder coat finish
- Air compensated models include air chamber & plunger
- Other models available by special order

Part #	Mounting Style	Mounting Pattern	Pintle Capacity	Maximum Vertical	List Price
Wallace Forge					
2044101	Spring Mount	6 Bolt	50,000 lbs	6,000 lbs	\$ 333.95
2046103	T- Bracket Spring Mount	5 Bolt	50,000 lbs	6,000 lbs	463.95
2050107	Swivel with Bracket	2 Bolt	60,000 lbs	12,200 lbs	413.95
2058115	Rigid Mounted	4 Bolt	60,000 lbs	15,000 lbs	209.95
2060117	Rigid Mount with Air (1)	6 Bolt	100,000 lbs	20,000 lbs	644.95
2060117NA	Rigid Mount	6 Bolt	100,000 lbs	20,000 lbs	578.95
Buyers Products					
BP100A	Spring Mount	6 Bolt	30,000 lbs	6,000 lbs	281.95
BP200	Spring Mount	6 Bolt	50,000 lbs	6,000 lbs	331.95
BP760A	Swivel with Bracket	2 Bolt	60,000 lbs	12,000 lbs	383.95
P45AC4K	Rigid Mount with Air (1)	4 Bolt	90,000 lbs	16,000 lbs	554.95
P45AC6K	Rigid Mount with Air (1)	6 Bolt	90,000 lbs	16,000 lbs	612.95
BP880	Swivel with Bracket	4 Bolt	100,000 lbs	20,000 lbs	916.95
PH50AC	Rigid Mount with Air (1)	6 Bolt	100,000 lbs	20,000 lbs	587.95
PH55AC *	Rigid Mount with Air (1)	10 Bolt	100,000 lbs	20,000 lbs	668.95

* PH55AC interchanges with Holland PH400 (1) Air compensated pintle hook with air chamber
 ◆ Shipping Charges Apply



2044101



BP760A



PH55AC

Convert-A-Ball Cushioned Pintle Mounts for Receivers

- Acts as a shock absorber to reduce bounce & rhythmic vibrations
- Converts 2" or 2 1/2" receiver
- For use with pintle type trailers



AM-PC-2

Part #	Description	Receiver	Length	Plate	GTW	List Price
AM-PC-1	Cushion Mount - (2) 1/2" Hole Sets - Black	2"	6 1/4"	4"	10,000 lbs	\$ 108.95
AM-PC-2	Cushion Mount - (4) 1/2" Hole Sets - Black	2 1/2"	6 1/4"	7"	10,000 lbs	142.95
HP-1020	5/8" Hitch Pin & Clip for 2" Receivers					5.15
MK-128	Bolt Kit - (4) 1/2" Grade 8 Bolts, Flat & Lock Washers, Nuts					9.95

Pintle mount length is measured from the mounting plate face to center of the pin hole

Pintle Mounts for 2", 2 1/2" & 3" Receivers

- Converts 2", 2 1/2" or 3" receivers for use with pintle type trailers
- Provides mounting for pintle hooks with 1 3/4" x 3 3/8" mounting pattern
- Black powder coat finish
- Hardware, pin & clip sold separately



RPM-12



RPM-73

Part #	Description	Length	Plate	Shank	GTW	List Price
Pintle Mounts for 2" Receivers						
RPM-8	2" Pintle Mount - (4) 9/16" Hole Sets	6 1/4"	7"	Solid	15,000 lbs	\$ 72.95
RPM-10	2" Pintle Mount - (4) 9/16" Hole Sets	8 1/4"	7"	Solid	15,000 lbs	76.95
RPM-12	2" Pintle Mount - (7) 9/16" Hole Sets (1)	10 1/4"	12"	Solid	15,000 lbs	111.95
Pintle Mounts for 2 1/2" Receivers						
RPM-825	2 1/2" Pintle Mount - (4) 9/16" Hole Sets	8"	7"	Hollow	16,000 lbs	98.95
RPM-825-S	2 1/2" Pintle Mount - (4) 9/16" Hole Sets	8"	7"	Solid	18,000 lbs	190.95
Pintle Mounts for 3" Receivers						
RPM-73	3" Pintle Mount - (4) 9/16" Hole Sets	7 1/8"	11 1/4"	Hollow	25,000 lbs	205.95
Hardware						
HP-1020	5/8" Hitch Pin & Clip for 2" Receivers					5.15
LHP-58	Long 5/8" Hitch Pin & Clip for 2 1/2" Receivers					12.95
RLHP-58	Extra Long 5/8" Hitch Pin & Clip for 3" Receivers					10.95
MK-128	Pintle Mount Bolt Kit - (4) 1/2" Grade 8 Bolts, Flat & Lock Washers, Nuts					9.95
MK-128-10	10 Pack of Pintle Mount Bolt Kit - MK-128					95.95
MK-196	Pintle Mount Bolt Kit - (4) 9/16" Grade 8 Bolts, Flat & Lock Washers, Nuts					13.95

(1) Mount is designed to only be used in drop position
Pintle mount length is measured from the mounting plate face to center of the pin hole

Pintle Mounts for 2" & 2 1/2" Receivers

- Converts 2" or 2 1/2" receivers for use with pintle type trailers
- Black powder coat finish
- Provides mounting for pintle hooks with 1 3/4" x 3 3/8" mounting pattern
- PM90 & PM25812 made by Buyers Products
- 45156 & 45294 made by Draw-Tite
- Hardware, pin & clip sold separately



PM90



PM25812

Part #	Description	Length	Plate	Shank	GTW	List Price
Pintle Mounts for 2" Receivers						
PM90	2" Pintle Mount - (3) 9/16" Hole Sets	6 1/2"	7"	Solid	17,000 lbs	\$ 169.95
Pintle Mounts for 2 1/2" Receivers						
45156	2 1/2" Pintle Mount - (3) 9/16" Hole Sets	8"	6"	Hollow	12,000	136.95
PM25812	2 1/2" Pintle Mount - (3) 9/16" Hole Sets	8 1/2"	7"	I-Beam	20,000	196.95
45294	2 1/2" Pintle Mount - (4) 9/16" Hole Sets	8 1/2"	7"	I-Beam	18,000	297.95
Hardware						
LHP-58	Long 5/8" Hitch Pin & Clip for 2 1/2" Receivers					12.95
MK-128	Pintle Mount Bolt Kit - (4) 1/2" Grade 8 Bolts, Flat & Lock Washers, Nuts					9.95
MK-196	Pintle Mount Bolt Kit - (4) 9/16" Grade 8 Bolts, Flat & Lock Washers, Nuts					13.95

Pintle mount length is measured from the mounting plate face to center of the pin hole

Curt Pintle Mounts for 2 1/2" Receivers

- Solid I-beam style shanks provide added strength - 1 3/4" x 3 3/8" pattern
- Black powder coat finish
- Mounting hardware sold separately



CM-48349

Part #	Description	Length	Plate	Shank	GTW	List Price
CM-48348	2 1/2" Pintle Mount - (4) 9/16" Hole Sets	7 1/4"	7 1/4"	I-Beam	20,000 lbs	\$ 206.95
CM-48349	2 1/2" Pintle Mount - (7) 9/16" Hole Sets	7 1/4"	12 1/2"	I-Beam	20,000 lbs	254.95
LHP-58	Long 5/8" Hitch Pin & Clip for 2 1/2" Receivers					12.95
MK-196	Pintle Mount Bolt Kit - (4) 9/16" Grade 8 Bolts, Flat & Lock Washers, Nuts					13.95

Pintle mount length is measured from the mounting plate face to center of the pin hole

Fastway Flip™ Automatic Folding Jack Foot

- Requires less cranking up & down
- Fits 2" diameter inner jack tubes
- No more hassling with wood blocks
- Foot automatically deploys as jack is lowered, retracts when raised
- No more kneeling - nothing to store

Part #	Description	Tongue Wt	Lift Capacity	List Price
88-00-4500	Flip Jack Foot - Adds 4" Lift	1,600 lbs	3,500 lbs	\$ 76.95
88-00-6500	Flip Jack Foot - Adds 6" Lift	1,400 lbs	3,000 lbs	76.95

Note: Jack tube must be drilled to install flip jack foot



Trailer Tongue Jack Accessory Parts

- Replacement parts for Fulton, Bulldog & other popular brands
- Chock and block can be used as a jack support stand or wheel chock

Part #	Description	Capacity	Brand	List Price
140075	Caster - 6" Thermoplastic Wheel - Fits 2" Tube	1,200 lbs	Pro Series	\$ 39.95
21-YEL	Trailer-Aid - Wheel Lift - 4 1/2" Lift - Yellow	15,000 lbs	Camco	70.95
24-BLK	Trailer-Aid Plus - Wheel Lift - 5 1/2" Lift - Black	15,000 lbs	Camco	159.95
FP-2000	Disc Foot - Fits 2" Jack Tube - Zinc	2,000 lbs	Fulton	34.95
F-2000	Tall Support Foot - Fits 2" Jack Tube - Zinc	5,000 lbs	Bulldog	53.95
500329	Drop Leg & Pin - Fits 2" Jack Tube - Adds 8" of Lift - 5 Positions, 2" Increments - Zinc	3,000 lbs	Bulldog	48.95
140070	Short Support Foot - Fits 2" Jack Tube - Zinc	5,000 lbs	Reese	16.95
11933	Chock And Block - 6 1/2" Wide x 4 1/2" Tall - Fits 2" Tube		Hopkins	54.95
SPB-50	Bottom Support Plate - 3 1/2" x 8 3/4" with 2.29" Hole		Bulldog	11.95



Bulldog A-Frame Jacks

- With or without A-frame plate
- Easy cranking roller grip
- Painted outer tube, zinc plated tube
- Proven reliability for long term use

Part #	Description	Capacity	Lift	List Price
HB-155157	Side Wind Jack (1) with A-Frame Plate	2,000 lbs	13"	\$ 133.95
JB-155157-73	HB-155157 Jack, HB-018173 Disc Foot & JBK-38 Bolt Kit			179.95
HB-150052	Side Wind Jack without A-Frame Plate	2,000 lbs	15"	131.95
HB-155022	Top Wind Jack with A-Frame Plate	2,000 lbs	15"	74.95
JB-155022-73	HB-155022 Jack, HB-018173 Disc Foot & JBK-38 Bolt Kit			118.95
HB-155010	Side Wind Jack with A-Frame Plate	3,000 lbs	13"	131.95
JB-155010-73	HB-155010 Jack, HB-018173 Disc Foot & JBK-38 Bolt Kit			161.95
HB-170148	Top Wind Jack without A-Frame Plate	5,000 lbs	15"	117.95
HB-155032	Top Wind Jack with A-Frame Plate	5,000 lbs	15"	99.95
JB-155032-73	HB-155032 Jack, HB-018173 Disc Foot & JBK-38 Bolt Kit			144.95
HB-175029	Top Wind Jack with A-Frame Plate	5,000 lbs	15"	97.95
HB-175000	Top Wind Jack H/D with A-Frame Plate	5,000 lbs	15"	108.95
JB-175000-73	HB-175000 Jack, HB-018173 Disc Foot & JBK-38 Bolt Kit			151.95
Accessories				
HB-018173	Detachable Disc Foot For 2,000 & 5,000 Lb Jacks (2)			41.95
HB-500256	Handle & Gear Set for 2,000 lbs Side Wind Jacks Above			49.95
HB-018917	Replacement Handle for Top Wind Jacks Above			18.95
88-00-4500	Flip 4" Automatic Jack Foot - See Details Above			76.95
JBK-38	Jack Mounting Bolt Kit - Three 3/8" x 5/8" Bolts			1.95

(1) Special design for RV use - front oriented handle (2) 2" inside diameter



"JB" kits include jack, bolt kit & wheel or disc foot

- All include A-frame mounting plate
- Standard 3-bolt pattern fits all major brands of A-frame couplers
- Black powder coat finish

RAM Top Wind & Side Wind A-Frame Tongue Jacks

Part #	Description	Capacity	Lift	List Price
TJA-2000-B	Top Wind Jack	2,000 lbs	14"	\$ 53.95
JB-2000B-101	TJA-2000-B Jack, JC-101 Poly Caster & JBK-38 Bolt Kit			107.95
JB-2000B-102	TJA-2000-B Jack, JC-102 Steel Caster & JBK-38 Bolt Kit			107.95
JB-2000B-100B	TJA-2000-B Jack, JF-100-B Black Foot & JBK-38 Bolt Kit			96.95
JB-2000B-100Z	TJA-2000-B Jack, JF-100-Z Zinc Foot & JBK-38 Bolt Kit			90.95
TJA-2000-S	Side Wind Jack	2,000 lbs	14.5"	65.95
JB-2000S-101	TJA-2000-S Jack, JC-101 Poly Caster & JBK-38 Bolt Kit			97.95
JB-2000S-102	TJA-2000-S Jack, JC-102 Steel Caster & JBK-38 Bolt Kit			97.95
JB-2000S-100B	TJA-2000-S Jack, JF-100-B Black Foot & JBK-38 Bolt Kit			81.95
JB-2000S-100Z	TJA-2000-S Jack, JF-100-Z Zinc Foot & JBK-38 Bolt Kit			107.95
TJA-2002-B	Top Wind Jack - Thicker Inner Tube	2,000 lbs	15"	63.95
JB-2002B-101	TJA-2002-B Jack, JC-101 Poly Caster & JBK-38 Bolt Kit			91.95
JB-2002B-102	TJA-2002-B Jack, JC-102 Steel Caster & JBK-38 Bolt Kit			91.95
JB-2002B-100B	TJA-2002-B Jack, JF-100-B Black Foot & JBK-38 Bolt Kit			97.95
JB-2002B-100Z	TJA-2002-B Jack, JF-100-Z Zinc Foot & JBK-38 Bolt Kit			97.95
TJA-5000T-B	Top Wind Jack	5,000 lbs	15"	68.95
JB-5000TB-101	TJA-5000T-B Jack, JC-101 Poly Caster & JBK-38 Bolt Kit			112.95
JB-5000TB-102	TJA-5000T-B Jack, JC-102 Steel Caster & JBK-38 Bolt Kit			112.95
JB-5000TB-100B	TJA-5000T-B Jack, JF-100-B Black Foot & JBK-38 Bolt Kit			107.95
JB-5000TB-100Z	TJA-5000T-B Jack, JF-100-Z Zinc Foot & JBK-38 Bolt Kit			107.95
Accessories				
JC-101	Poly Caster - 6" Wheel - Fits All Above			32.95
JC-102	Steel Caster - 6" Wheel - Fits All Above			32.95
JF-100-B	Jack Foot - Black Finish - 1 3/4" Tall - Fits All Above			14.95
JF-100-Z	Jack Foot - Zinc Finish - 1 3/4" Tall - Fits All Above			15.95
JF-1005H-Z	9 1/2" Drop Leg & Snap Pin - 5 Position Adj. - Zinc			35.95
88-00-4500	Flip 4" Automatic Jack Foot - See Details on Page 216			76.95
JBK-38	Jack Mounting Bolt Kit - Three 3/8" x 5/8" Bolts			1.95



Bulldog Swivel Jacks

- Weld-on I-bend swivel bracket
- 1/2" diameter plunger pin
- 4" x 7 1/2" disc foot
- Four locking positions

Part #	Description	Capacity	Lift	List Price
HB-151401	Top Wind Jack with Disc Foot	2,000 lbs	10"	\$ 100.95
HB-151101	Side Wind Jack with Disc Foot	2,000 lbs	10"	169.95
HB-171401	Top Wind Jack with Disc Foot	5,000 lbs	10"	163.95
HB-171412	Top Wind Jack with Disc Foot	5,000 lbs	15"	191.95



Bulldog Tubular Mount Swivel Jacks

- Weld-on tubular mount included
- Four locking positions
- 4" x 7 1/2" disc foot
- 9/16" diameter plunger pin

Part #	Description	Capacity	Lift	List Price
HB-158451	Top Wind Jack with Disc Foot	2,000 lbs	10"	\$ 140.95
HB-158452	Top Wind Jack with Disc Foot	2,000 lbs	15"	163.95
HB-158109	Side Wind Jack with Disc Foot	2,000 lbs	10"	173.95
HB-158151	Side Wind Jack with Disc Foot	2,000 lbs	15"	197.95
HB-178151	Top Wind Jack with Disc Foot	5,000 lbs	15"	197.95
HB-005005	Weld-On Tubular Mount - Included with All Above			18.95

RAM Marine Swivel Jacks

- Zinc plated for corrosion resistance with 100 hour salt spray rating
- MJ-1206-B features bolt-thru design for added side load support

Part #	Description	Wheel	Capacity	Travel	List Price
MJ-1001-B	Bolt-On Swivel Jack	6"	1,000 lbs	10"	\$ 88.95
MJ-1206-B	Bolt-On Swivel Jack	6"	1,000 lbs	10"	88.95
MJ-1000-W	Weld-On Swivel Jack	6"	1,000 lbs	10"	84.95
MJ-1500-B	Bolt-On Swivel Jack	8"	1,500 lbs	10"	118.95
MJ-1500B-DWL	Bolt-On Swivel Jack	6" DUAL	1,500 lbs	12"	118.95



Pro Series Marine Swivel Jack

- Zinc plated to resist corrosion
- Includes swivel bracket & all necessary mounting hardware
- 10" of jack travel
- Fits up to 3" x 5" trailer frames
- Includes 6" poly wheel

Part #	Description	Capacity	List Price
EJ-1000	Swivel Jack - Includes Bolt-On Bracket	1,000 lbs	\$ 86.95

EJ-1000

Fulton F2 Swivel Tongue Jacks

- Maintenance free - sealed, one-piece gearbox never needs lubrication
- All components are corrosion resistant - can be used in salt water
- Jacks feature 10" of travel plus 8" of vertical mount adjustment
- Ergonomic crank & release handle for easy operation
- Wheeled models have hardware to fit 3" x 3" or 3" x 4" frames
- Foot plate model fits 4" x 5" frames
- Limited lifetime warranty

Part #	Description	Lift Capacity	List Price
141304	F2 Swivel Jack - Single Wheel	1,600 lbs	\$ 390.95
141302	F2 Swivel Jack - Dual Wheels	1,600 lbs	390.95
141323	F2 Swivel Jack - 7" Diameter Foot Plate	2,000 lbs	404.95



Fulton Marine Swivel Jacks

- Bolt-thru design on XP series
- Zinc plated finish resists corrosion
- All feature side-wind handle
- 3-D formed heavy gauge steel
- Fits up to 3" x 5" trailer frames
- Bolt-on models include hardware

Part #	Description	Wheel	Capacity	Travel	List Price
TJ-1200	Tongue Jack - Bolt-On	6"	1,200 lbs	10"	\$ 116.95
XP-10-W	Tongue Jack - Weld-On	6"	1,200 lbs	10"	131.95
P-9012	Weld-On Mounting Bracket for XP-10-W - Sold Separately				22.95
XP-15	Tongue Jack - Bolt-On	8"	1,500 lbs	10"	248.95
XPD-15L	Tongue Jack - Bolt-On	6" Dual	1,500 lbs	12"	292.95
141005	Swivel Tongue Stand	6"	400 lbs	—	96.95
141132	XLT Swivel Jack - Weld-On	8"	1,500 lbs	12"	348.95
P-9012	Weld-On Mounting Bracket for 141132 - Sold Separately				22.95
141133	XLT Swivel Jack - Bolt-On	8"	1,500 lbs	12"	377.95



Fulton Black Finish Marine Swivel Jacks

- Fits up to 3" x 5" trailer frames
- Bolt-on models include hardware
- Black glossy finish
- XLT features patent pending TruTurn 360 system that delivers best in class castoring performance. Premium sharkskin finish for maximum corrosion resistance.

Part #	Description	Wheel	Capacity	Travel	List Price
XP10-0126	Tongue Jack - Bolt-On	6"	1,200 lbs	10"	\$ 194.95
XP15-0126	Tongue Jack - Bolt-On	8"	1,500 lbs	10"	279.95
XPD15L0126	Tongue Jack - Bolt-On	6" Dual	1,500 lbs	12"	334.95
141160	XLT Swivel Jack - Bolt-On	8"	1,500 lbs	12"	384.95





Lippert Quick Drop Tongue Jack

- Power or manual operation - Raise or lower jack using a power drill & 3/4" socket head
- Durable black powder-coated finish
- Removable Foot pad & locking pin included
- Designed for a-frame, RV travel trailers or cargo/utility trailers

Part #	Description	Capacity	Lift	List Price
★ 733926	Top Wind Bolt-On Quick Drop with 5.4" Footpad	2,000 lbs	14"	\$ 74.95



TJB-2001S-B

RAM Bracket Mount Swivel Jacks

- All include weldable mount bracket
- Swivel has standard 1/2" pull pin
- Top wind models have red claw knob
- Black powder coat finish

Part #	Description	Capacity	Lift	List Price
TJB-2001-B	Top Wind Jack with Disc Foot	2,000 lbs	10"	\$ 75.95
TJB-2001S-B	Side Wind Jack with Disc Foot	2,000 lbs	10"	86.95
TJB-2002-B	Top Wind Jack with Disc Foot	2,000 lbs	15"	86.95



TJP-2002-B

RAM Pipe Mount Swivel Jacks

- All jacks include a weldable pipe mount & tethered 9/16" pin assembly
- All have comfortable red claw knob
- Black powder coat finish

Part #	Description	Capacity	Lift	List Price
TJP-2001-B	Top Wind Jack with Disc Foot	2,000 lbs	10"	\$ 73.95
TJP-2002-B	Top Wind Jack with Disc Foot	2,000 lbs	15"	83.95
TJP-5001-B	Top Wind Jack with Disc Foot	5,000 lbs	10"	96.95
TJP-5002-B	Top Wind Jack with Disc Foot	5,000 lbs	15"	87.95



JET-4500

Stromberg Carlson Electric Tongue Jack

- 18" travel in 60 sec
- Additional 4.5" drop-down leg
- 9.5"-32" height range from ground to mounting plate
- Emergency crank-through head
- Built-in level
- 2.25" heavy wall outer tubing
- Ball screw mechanism

Part #	Description	Capacity	Light	List Price
JET-4500	Electric Tongue Jack with Foot	4,500 lbs	Yes - 3	\$ 299.95



B-93500

Buyers Electric Tongue Jack

- 18" stroke plus 6" drop leg
- 3,500 lbs lifting capacity
- Dual night lights for easy hook-ups
- Manual crank override & 5 1/4" foot pad
- Built-in leveling gauge
- Quick 30 seconds stroke time
- 48" power cable with 7-way RV plug
- Black powder coat finish

Part #	Description	Capacity	Light	List Price
B-93500	Electric Tongue Jack with Foot	3,500 lbs	Yes	\$ 287.95



141401

Fulton & Bulldog Electric Tongue Jacks

- 141401 power marine jack mounts to side of trailer frame & features sharkskin finish to prevent corrosion
- 141401 includes U-bolts for mounting
- On-board LED courtesy light(s) on all
- Drop leg with foot provides 22" of total travel
- Built-in level in head (not HB-500187)
- Manual override if power fails
- 5 year limited warranty

Part #	Description	Capacity	Light	List Price
141401	Fulton Power Jack - Black Cover	2,500 lbs	Yes - 3	\$ 623.95
HB-500187	Bulldog Power Jack - Black Cover	3,500 lbs	Yes - 1	473.95
HB-500199	Bulldog Power Jack - Black Cover	4,000 lbs	Yes - 3	642.95
HB-500200	Bulldog Power Jack - White Cover	4,000 lbs	Yes - 3	642.95

Husky Power Jacks

- 18" of jack travel on all models
- 6" drop leg on all except 81200
- Ball & screw rolling friction system eliminates drag - reduces heat
- 2.25" diameter outer jack tube - 2" diameter on 81200
- Smartstop™ shuts down power to jack before it reaches the stop
- 4,500 lbs models include built-in level
- 3-Sided LED light system with side lights aimed at hook-up area
- 1 year Husky warranty on all

Part #	Description	Capacity	Color	List Price
81200	Husky Suspension Pro Power Jack	3,000 lbs	Black	\$ 308.95
81201	Husky Suspension Pro Power Jack	3,500 lbs	Black	329.95
87248	Husky Brute Power Jack	3,000 lbs	Grey	495.95
87247	Husky Brute Power Jack	4,500 lbs	Grey	432.95
87641	Husky Brute Power Jack with Wireless Remote	4,500 lbs	Grey	535.95



RAM Electric Tongue Jacks

- Durable hardened steel gears for years of trouble-free operation
- Full 18" lifting stroke on all
- Includes manual crank handle
- Easy-to operate rocker switches
- All include drop leg for 4 3/4" of adjustment - 7 1/2" on EJ-3550-BBX
- Includes 57" power lead with single line or 7-way RV-style plug
- Black head & powder coated tube

Part #	Description	Capacity	Light	List Price
EJ-3520-BBX	Tongue Jack with Single Wire Hook-Up	3,500 lbs	Yes	\$ 244.95
EJ-3550-BBX	Tongue Jack with Single Wire Hook-Up	3,500 lbs	Yes	272.95
EJ-3527-BBX	Tongue Jack with 7-Way RV-Style Plug	3,500 lbs	Yes	281.95



RAM Top Wind & Side Wind Square Tube Jacks

- Ideal for agricultural, industrial, livestock & flatbed trailers
- Superior side load capacities
- 5,000 lbs jacks have 2 1/4" outer tube & 7.5" x 3.85" foot pad
- 8,000 lbs jacks have 2 1/2" outer tube & 8" x 6" foot pad
- Topwind models include a comfortable red claw knob & fold away handle
- Black powder coat finish

Part #	Description	Handle	Leg Style	Tube Size	Travel	Fully Retracted	List Price
5,000 lbs Support Capacity - 3,000 lbs Lift Capacity							
TJD-5000	Square Tube Jack	Top Wind	Drop Leg	2.25"	15"	24.5"	\$ 121.95
TJD-5000-S	Square Tube Jack	Side Wind	Drop Leg	2.25"	15"	24.5"	135.95
8,000 lbs Support Capacity - 7,000 lbs Lift Capacity							
TJD-7000	Square Tube Jack	Top Wind	Drop Leg	2.5"	15"	23.5"	129.95
TJD-7000-S	Square Tube Jack	Side Wind	Drop Leg	2.5"	15"	25.5"	142.95



Fulton Flange Mount Square Tube Jack

- Designed for use with marine & utility trailers
- Hardware included to allow attachment on up to 3" x 5" frames
- Drop leg design eliminates need for excessive cranking
- Z-Max 600 zinc plating resists corrosion - 600 hour salt spray rating

Part #	Description	Handle	Leg Style	Travel	Fully Retracted	Fully Extended	List Price
2,500 lbs Lift Capacity							
HD-2500	Flange-Mount Jack & Hardware - Zinc Plated	Side Wind	Drop - 17.5"	9"	26"	54.5"	\$ 253.95



Need Wheel Chocks?
Check out page 345 or scan the QR code to shop online

Bulldog Direct Weld 5,000 lbs Square Tube Jacks



HB-195352

- 12 gauge 2 1/4" square tube is 70% stronger than 12 gauge round tube
- 4.62" outer tube overlap at full extension for side load strength
- Topwind model includes a comfortable red claw knob & fold away handle
- Grey primer painted outer tube & clear zinc plated inner tube
- No mounting flange - designed to be welded directly to trailer frame
- Both include 3 1/4" x 7 1/2" foot pad
- Low torque for easy cranking

Part #	Description	Handle	Leg Style	Travel	Fully Retracted	Fully Extended	List Price
5,000 lbs Support Capacity - 3,000 lbs Lift Capacity							
HB-195352	Direct Weld Square Tube Jack - Grey Primer	Side Wind	Fixed	15"	24.4"	39.4"	\$ 187.95

Bulldog Direct Weld & Swivel Mount 8,000 lbs Square Tube Jacks



HB-190704

HB-190756

- 2 1/2" square outer tube
- 4.7" outer tube overlap at full extension for side load strength
- Topwind model includes comfortable red claw knob & fold away handle
- 5/8" screw stem provides insurance against screw stem twisting off
- Patented screw nut stop prevents screw / nut damage at full extension
- Grey primer painted outer tube & clear zinc plated inner tube
- No mounting flange - designed to be welded directly to trailer frame
- All include 6" x 8" foot pad

Part #	Description	Handle	Leg Style	Travel	Fully Retracted	Fully Extended	List Price
8,000 lbs Support Capacity - 5,000 lbs Lift Capacity							
HB-190704	Direct Weld Square Tube Jack - Grey Primer	Top Wind	Drop - 13.5"	15"	22.7"	51.4"	\$ 228.95
HB-190754	Direct Weld Square Tube Jack - Grey Primer	Side Wind	Drop - 13.5"	15"	25"	53.5"	248.95
HB-190756	Tubular Swivel Mount Square Tube Jack - Grey Primer	Side Wind	Fixed	15"	22.1"	37.1"	279.95
HB-003155	Weld-On Trailer Mounting Swivel Bracket for HB-190756 (Sold Separately) - 3/4" Pin Holes						58.95
0050240300	Weld-On Trailer Mounting Tube Mount for HB-190756 (Sold Separately) - 5/8" Pin Holes						25.99
HB-500171	Replacement Crank & Handle For Side Wind Jacks - Fits HB-190754						48.95

Bulldog Direct Weld 10,000 lbs Square Tube Jack



- Heavy-gauge 3" square tubing allows for direct weld mounting
- Grey primer painted outer tube & clear zinc plated inner tube
- Grease fitting for routine maintenance
- Heavy duty base with reinforcement ribs - zero water retention
- Oil-impregnated bushing for improved bearing & gear life
- Includes 8" x 8" footpad

Part #	Description	Handle	Leg Style	Travel	Fully Retracted	Fully Extended	List Price
10,000 lbs Support Capacity - 7,200 lbs Lift Capacity							
HB-180455	Direct Weld Square Tube Jack - Grey Primer	Side Wind	Drop - 13.5"	15"	25.7"	54.2"	\$ 372.95

RAM Heavy Duty Drop Leg Square Tube Jacks



TJD-12K-F

TJDDP-20SP-F

- Available with drop leg pull pin located on front or side of jack
- Jacks all have 12.5" of travel
- All have 8" square foot pad
- All include heavy duty jack handle
- Black powder coat finish

Part #	Description	Outer Tube	Fully Retracted	Total Adjustment	Pull Pin	List Price
12,000 lbs Support Capacity - 10,000 lbs Lift Capacity						
TJD-12K-F	Heavy Duty Square Tube Jack	4"	28.5"	25.5"	Front	\$ 388.95
TJD-12K-R	Heavy Duty Square Tube Jack	4"	28.5"	25.5"	Side	388.95
15,000 lbs Support Capacity - 12,000 lbs Lift Capacity						
TJD-15K-F	Heavy Duty Square Tube Jack	4.38"	29.25"	26.25"	Front	409.95
TJD-15K-R	Heavy Duty Square Tube Jack	4.38"	29.25"	26.25"	Side	388.95
20,000 lbs Support Capacity - 12,000 lbs Lift Capacity						
TJDDP-20SP-F	Heavy Duty Square Tube Jack	4.38"	29.5"	26.5"	Dual	415.95

Bulldog Heavy Duty Drop Leg Square Tube Jacks

- Bulldog - industry leader since 1923
- Outer tube is 4" square 7-gauge superior alloy steel
- Available with drop leg pull pin located on front or side of jack
- Easy access gear box with grease fitting for routine maintenance
- No mounting flange - designed to be welded directly to trailer frame
- 10" x 10" foot pad on HB-182400, 8" x 8" foot pad on all other models
- Primer painted outer tube, inner tube & drop leg on all models
- Drop leg has 5 positioning holes

Part #	Description	Handle	Leg Style	Travel	Fully Retracted	Fully Extended	List Price
12,000 lbs Support Capacity - 10,000 lbs Lift Capacity							
HB-182400	Square Jack - Grey Primer	No - Side	Drop - 13.5"	12.5"	27.4"	53.3"	\$ 416.95
HB-182800	Square Jack with Spring Return Pin to Side - Black Primer	No - Side	Drop-13.5"	12.5"	27.4"	53.6"	432.95
HB-182815	Square Jack with Spring Return Pin to Front - Black Primer	No - Side	Drop-13.5"	12.5"	28.6"	54.6"	432.95
HB-182304	Square Jack - Grey Primer	Yes - Top	Drop-13.5"	12.5"	23.4"	49.4"	397.95
HB-15181	Crank Assembly for 12,000 lbs Jacks - Side Mount - Painted Black						63.95



Bulldog Powered Drive Unit for 12K Square Jacks

- Designed for use on 12k square jacks
- Lifts 3" per minute at working load
- Can be manually cranked in the event of power loss
- State of the art 12-Volt DC motor
- Requires torque stop be welded to jack outer tube for installation
- Includes wire harness & switch box

Part #	Description	List Price
1824200100	Powered Drive Kit - 7,500 lbs Lift Capacity	\$ 1250.95



Replacement Crank Handle for 12K Square Tube Jacks

- Replacement crank handle can be used on 12k Bulldog & RAM jacks
- Includes attaching bolt & lock nut
- Black painted finish

Part #	Description	List Price
HB-15181	Crank Handle for 12K Jacks	\$ 63.95



Bulldog Velocity Series™ High-Speed Electric Jacks

- For OEM & aftermarket industrial, horse, livestock & RV applications
- Mounts without welding & requires no hydraulic oil, hoses or pumps
- Premium black powder coat finish
- Includes manual override
- Combine two 185402 jacks in tandem for 24,000 lbs lift capacity
- Fully powered - 24 inches of travel
- 185400 Includes wired remote
- Optional wireless remote available
- 5 year limited warranty

Part #	Description	Controller Included	Travel	Fully Retracted	List Price	
12,000 lbs Lift / Support Capacity Each						
185400	Velocity Series High-Speed Jack with Remote	Yes	24"	50"	\$ 2214.95	
185402	Velocity Series High-Speed Jack - No Remote	No	24"	50"	2127.95	
500379	Tandem Jack Wired Remote - 2 Switches For Independent Leveling					232.95



SHIPPING CHARGES APPLY

RAM 15K Hydraulic Square Tube Jack

- For commercial, construction, horse, livestock applications
- Durable black powder coat finish
- Grease fitting for routine maintenance
- 15,000 lbs support capacity, 12,000 lbs lift capacity
- Two 7.5" x 4" mounting brackets
- 24.2" travel distance

Part #	Description	Lift Capacity	Retracted Height	Extended Height	List Price
HJ-15000-LEG-1	Curbside Leg Hydraulic Jack - Pump Unit & Control Switch/Remote Pendant Available (Sold Separately)	12,000 lbs	34.8"	59"	\$ 649.95
HJ-15000-LEG-2	Streetside Leg Hydraulic Jack - Pump Unit & Control Switch/Remote Pendant Available (Sold Separately)	12,000 lbs	34.8"	59"	649.95
HPU-DA004	Hydraulic Power Unit Control Switch/Remote Pendant Works with RAM HJ-15000-LEG & Hydraulic Scissor Hoist Systems				614.95



SHIPPING CHARGES APPLY

HJ-15000-LEG1

HPU-DA004



RAM Self Contained Hydraulic Jack

- Hydraulic application allows for fast manual free operation
- 15,000 lbs support capacity & 12,000 lbs lift capacity
- Pivoting large foot pad that works well on uneven surfaces
- Durable black powder coat finish
- 59" extended height, 34.8" retracted height
- 24.2" travel distance
- Two 7.5 x 4 mounting brackets for easy bolt-on application,
- 500W 12V DC motor, double acting, 2.5 quarts usable volume reservoir, 3000 psi extension, 1500 psi retraction working pressure
- Includes control switch/remote pendant

Part #	Description	Lift Capacity	Retracted Height	Extended Height	List Price
HJ-15008 ♦	Self Contained Hydraulic Pump Operates Jack	12,000 lbs	34.8"	59"	\$ 1299.95



TJD2SP-20K

RAM Heavy Duty Two Speed Square Tube Jacks

- Jacks feature brass bushings for easier cranking & reduced wear
- Easy access gear box with grease fitting for routine maintenance
- No mounting flange - designed to be welded directly to trailer frame
- 2-speed unit comes complete with handle - no handle with Companion
- Companion is single speed & designed to be used in tandem with 2-speed unit
- Front facing drop leg handle on both
- Black painted inner & outer tubes

Part #	Description	Handle Included	Travel	Fully Retracted	Total Adjustment	Pull Pin	List Price
Two Speed - 12,000 lbs Support Capacity - 10,000 lbs Lift Capacity							
TJD2SP-12K	Heavy Duty 2-Speed Jack	Yes	12.5"	28.5"	25.5"	Front	\$ 494.95
TJD-12K-C	Heavy Duty Companion Jack	No	12.5"	28.5"	25.5"	Front	374.95
Two Speed - 15,000 lbs Support Capacity - 12,000 lbs Lift Capacity							
TJD2SP-15K	Heavy Duty 2-Speed Jack	Yes	12.5"	29.5"	26.5"	Front	529.95
Two Speed - 20,000 lbs Support Capacity - 12,000 lbs Lift Capacity							
TJD2SP-20K ♦	Heavy Duty 2-Speed Jack	Yes	13.5"	29.5"	26.5"	Dual	524.97



182700

183750

Bulldog Twin Cam™ Drop Leg Jacks

- Allows increased vertical static capacity by using two 3/4" pins to transfer forces between the drop leg & inner tube of the jack
- Unique Twin Cam design does not rely on spring pressure alone to keep the pins in the locked position
- Drop leg features 5 positions with 13.5" of adjustment
- 10" x 10" heavy gauge steel foot plate
- Enclosed Twin Cam drop mechanism keeps dirt & debris from interfering with engagement of drop leg pins
- Easy access grease fittings allow for lubrication of jack gears
- Patented screw stop prevents screw or nut damage when fully extended
- Compatible with powered drive unit §

Part #	Description	Handle Included	Travel	Fully Retracted	Fully Extended	List Price
Two Speed - 25,000 lbs Support Capacity - 12,500 lbs Lift Capacity						
182700	Drop Leg Jack - Non Spring Return	No	12.5"	27.5"	53.5"	\$ 430.95
182701	Drop Leg Jack - Spring Return	No	12.5"	28.5"	54.5"	445.95
183749 ♦	Drop Leg Jack - Non Spring Return	No	12.5"	28.5"	54.5"	770.95
183750 ♦	Drop Leg Jack - Spring Return	No	12.5"	29.5"	55.5"	781.95
HB-15181	Crank Handle Assembly for Above - Painted Black					63.95
Configurations		Part Numbers		Static Cap.	Lift Cap.	
1 Single Speed Jack		182700 or 182701		25,000 lbs	12,500 lbs	
Pair of Single Speed Jacks in Tandem		(2) 182700 or (2) 182701		50,000 lbs	12,500 lbs	
1 Two-Speed Jack		183749 or 183750		25,000 lbs	25,000 lbs	
Two-Speed & Single-Speed Jack in Tandem		182700 & 183749 or 182701 & 183750		50,000 lbs	45,000 lbs	

§ When jack is used with powered drive unit, lift capacity is reduced to 7,500 lbs



RAM Semi Trailer Landing Gear

- Ideal for semi trailers or any trailer where super duty strength is needed
- 2 gear ratios: low speed 34.5 Turns per inch, high speed 4.5 Turns per inch
- Includes TTMA mount locations for bolting jacks to trailer frame
- Includes heavy duty sand foot
- Durable black paint finish

Part #	Description	Outside Tube	Lift Capacity	Retracted Height	Extended Height	List Price
STLG-50033 ♦	2-Speed & Single Speed Jack Set, (1) Handle & Cross Bar	4.72"	50,000 Total 25,000 Per Leg	33.7"	52.6"	\$ 790.95

Stromberg Scissor-Style Stabilizer Jacks

- JSC-24 jack extends to 24" height
- JSC-30 jack extends to 30" height
- Holds up to 5,000 lbs per jack
- Standard equipment on many popular RVs including Keystone & Heartland
- Black powder coat finish

Part #	Description	Capacity	List Price
JSC-24	Scissor-Style Stabilizer Jack - Jack Only	5,000 lbs	\$ 84.95
JSC-24-PR	Pair of JSC-24 Jacks & (1) JCH-1 Handle	5,000 lbs	152.95
JSC-30	Scissor-Style Stabilizer Jack - Jack Only	5,000 lbs	95.95
JCH-1	Handle - Used with JSC-24 & JSC-30 - Sold Separately		24.95



JSC-24-PR

Performance Tool 12 Volt Electric Scissor Jack

- Ideal for emergency roadside tire changes
- 2 ton capacity - lifting range 5" to 14"
- Includes jack, emergency hand crank, carrying case & 3 extra fuses
- Push button control with 12 ft cord

Part #	Description	List Price
W-1609	12 Volt Electric Scissor Jack - 4,000 lbs Capacity	\$ 119.95



RAM Adjustable Trailer Stabilizer Jacks

- Black painted finish
- Infinitely adjustable from its retracted to extended length
- 650 lbs lift, 1,000 lbs support per jack
- Locks in up or down position
- 4" Square steel foot pad

Part #	Description	Adjustment Range	List Price
SJ-100	Stabilizer Jack	11 1/2" - 17 3/4"	\$ 41.95
SJ2-650	Pair of SJ-100 Stabilizer Jacks	11 1/2" - 17 3/4"	84.95
SJK-650	Pair of SJ-100 Jacks & (1) Handle	11 1/2" - 17 3/4"	89.95
SJ-002	Handle - Sold Separately		9.95



SJK-650

RAM Telescoping Stabilizer Jack

- Use on utility trailers, horse trailers, car haulers, stock trailers & more
- 20" inner tube has durable zinc plating for corrosion resistance
- 2" outer tube is raw for easy welding
- Provides rear support to prevent trailer tipping when unloading
- Includes snap pin for easy adjusting

Part #	Description	Capacity	List Price
SJ-R208	Stabilizer Jack - 1.5" Square Inner Tube	2,000 lbs	\$ 54.95



Husky Fifth Wheel Stabilizer

- Reduces side-to-side & fore-to-aft movement of your RV
- Designed for fifth wheel trailers with king pin height of 38 1/2" to 50"
- Made of rust-resistant steel
- Easy to use chain system that links & locks tripod legs to proper height
- Use with RV's supporting jacks - not intended to support full weight
- Maximum vertical load - 1,250 lbs

Part #	Description	List Price
76942	Fifth Wheel Stabilizer - 1,250 lbs Max Vertical Load	\$ 139.95



Husky Adjustable Locking Fifth Wheel Stabilizer

- Locking fifth wheel stabilizer with screw adjustment to provide fine tuning of height & applied load
- Easy to use chain system that links & locks tripod legs to proper height
- Made of rust-resistant steel
- Cup is lockable with the included locking, torque handle - stops theft
- Designed for fifth wheel trailers with king pin height of 38 1/2" to 50"
- Use with RV's supporting jacks - maximum vertical load - 1,250 lbs

Part #	Description	List Price
75203	Adjustable Locking Fifth Wheel Stabilizer	\$ 182.95





Rigid Hitch 2,000 lbs Adjustable Axle Kits

- Kits for building axles up to 84" hub face & 70" spring center
- Requires full fabrication
- Available with or without springs



AK-2000

Part #	Description	List Price
AK-2000 ♦	Axle Kit - 80" Tube, 1" Spindles & Spring Seats Only	\$ 250.95
AK-2200 ♦	Axle Kit - 80" Tube, 1 1/16" Spindles & Spring Seats Only	249.95
AK-2004 ♦	Axle Kit - AK-2000 Kit Plus 4-Bolt Hubs, Springs & Hrdwr	419.95
AK-2005 ♦	Axle Kit - AK-2000 Kit Plus 5-Bolt Hubs, Springs & Hrdwr	427.95

Straight Spindles



SA-1350

SP-150BT16

Part #	Description	List Price
SA-1250	Round Bar Spindle Kit - 1" Straight - 2,500 lbs per Pair - Sold Each (Uses (2) L44643 Bearings or Bearing Kit # 280451 - Each Sold Separately)	\$ 33.95
SA-1350	Round Bar Spindle Kit - 1 1/16" Straight - 2,700 lbs per Pair - Sold Each (Uses (2) L44649 Bearings or Bearing Kit # 280453 - Each Sold Separately)	32.95
SFA-1354	Round Bar Spindle with Grease Zerk - 1 1/16" Straight - Flanged - 2,700 lbs per Pair Sold Each (Uses (2) L44649 Bearings or Bearing Kit 280454 - Sold Separately)	50.95
SP-150BT8	Square Bar Spindle Kit - 1" Straight - 2,500 lbs per Pair - Sold Each (Uses (2) L44643 Bearings And (1) SL-122 Grease Seal - Each Sold Separately)	48.95
SP-150BT16	Square Bar Spindle Kit - 1 1/16" Straight - 2,500 lbs per Pair - Sold Each (Uses (2) L44649 Bearings And (1) SL-150-1 Grease Seal - Each Sold Separately)	47.95
SN-1000	Spindle Nut - for 1" & 1 1/16" Spindles	5.95
SCP-100	Cotter Pin	0.25

Tapered Spindles



SA-1750

SFA-1752

Part #	Round Bar Spindle Kits	List Price
SA-1750	Round Bar Tapered Spindle Kit - Non-Flanged - 3,500 lbs per Pair - Sold Each (Uses Inner Bearing L68149, Outer L44649 or Kit # 280455 - Each Sold Separately)	\$ 45.95
SFA-1752	Round Bar Tapered Spindle with Grease Zerk - Flanged - 3,500 lbs per Pair - Sold Each (Uses Inner Bearing L68149, Outer L44649 or Kit # 280455 - Each Sold Separately)	54.95
SFA-22542	Round Bar Tapered Spindle with Grease Zerk - Flanged - 6,000 lbs per Pair - Sold Each Spindle Includes SL-225 Grease Seal (Uses Inner Bearing L25580, Outer L15123 or Kit # 280458 / Outer L-14125A or Kit # 280460 - Each Sold Separately)	119.95
Square Bar Spindle Kits		
SP-20484*	Square Bar Tapered Spindle Kit - Non-Flanged - 3,500 lbs per Pair - Sold Each (Uses Inner Bearing L68149, Outer L44649 or Kit # 280455 - Each Sold Separately)	67.95
SP-35684*	Square Bar* Tapered Spindle Kit - Non-Flanged - 3,500 lbs per Pair - Sold Each (Uses Inner Bearing L68149, Outer L44649 or Kit # 280455 - Each Sold Separately)	71.95
SP-50642	Square Bar Tapered Spindle Kit - Non-Flanged - 7,000 lbs per Pair - Sold Each (Uses Inner Bearing L25580, Outer L15123 or Kit # 280458 / Outer L-14125A or Kit # 280460 - Each Sold Separately)	96.95
DW-813	Spindle Washer - 13/16"	2.95
SN-813	Spindle Nut - 13/16"	2.95
LS-813	Spindle Nut Lock Shield - 13/16"	2.95
SW-1000	Spindle Washer - 1"	1.95
TW-100	Tang Washer - 1" (Dexter Number 005-101-00)	1.95
TW-100-10	10 Pack of Tang Washers - 1" (Dexter Number 005-101-00)	13.95
005-023-00	D-Style Spindle Washer - 1" (Used on Dexter Axles)	2.95
K71-335-00	Spindle Nuts & Washers Kit - (2) Spindle Nuts, (2) D-Washers & (2) Tang Washers	13.95
SN-1000	Spindle Nut - 1"	5.95
SCP-100	Cotter Pin	0.25

* SP-20484 mounting shank is 1 1/2" square x 3 1/2" long - SP-35684 mounting shank is 1 3/4" x 6"

Spindle & Hub Assembly Kits

- Kits contain 2 spindles, 2 hubs, seals, bearings, dust caps, lug nuts, spindle washers, nuts & cotter pins
- Available as single side - see below
- Requires round or square axle tube
- Full fabrication is required



AKRD-2200545

Axle Capacity	Spindle Style	Hubs	Brake Flange	Round Spindle Part #	List Price	Square Spindle Part #	List Price
2,000 lbs	1" Straight	4 - 4"	No	AKRD-200044	\$ 172.95	AKSQ-200044	\$ 203.95
2,000 lbs	1" Straight	5 - 4 1/2"	No	AKRD-2000545	172.95	AKSQ-2000545	203.95
2,200 lbs	1 1/16" Straight	4 - 4"	No	AKRD-220044	165.95	AKSQ-220044	203.95
2,200 lbs	1 1/16" Straight	5 - 4 1/2"	No	AKRD-2200545	165.95	AKSQ-2200545	203.95
3,500 lbs	Tapered	5 - 4 1/2"	No	AKRD-3500545	203.95	AKSQ-3500545	254.95
3,500 lbs	Tapered	5 - 4 1/2"	Yes	AKRD-3500545F	262.95	—	—
3,500 lbs	Tapered	5 - 5"	No	AKRD-350055	215.95	AKSQ-350055	289.95
3,500 lbs	Tapered	5 - 5"	Yes	AKRD-350055F	269.95	—	—

*** All kits listed above are pairs. For single side, remove "AK" from part number.

Reliable Torsional Stub Axles

- Independent suspension
- Progressive torque action
- One piece forged 1" spindle & arm
- All are 45° below (down) starting angle

Part #	Capacity per Pair	Description	List Price	Hub Type	With Standard Hub Kits	With Bearing Buddies & Hubs
TSA-500	500 lbs	Stub Axles Only (Pair)	\$ 238.95	4 on 4	TSA-5100	TSA-5100BB
TSA-1000	1,000 lbs	Stub Axles Only (Pair)	249.95	5 on 4.5	TSA-10150	TSA-10150BB
TSA-2000	2,000 lbs	Stub Axles Only (Pair)	266.95	5 on 4.5	TSA-20150	TSA-20150BB



Lippert 2,000 & 3,500 lbs Torsional Axle Assemblies

- One piece forged spindles
- Independent suspension
- Spindles include grease zerks
- Variable ground clearance

2,000 lbs Torsional Axle Assemblies						
Outside Of Bracket	Hub Face	Starting Angle	4 - 4" Hubs Part #	List Price	5 - 4 1/2" Hubs Part #	List Price
50"	64"	45° Below	TA-250-45-WO4 ◆	\$ 780.95	TA-250-45-WO5 ◆	\$ 839.95
62"	76"	45° Below	TA-262-45-WO4 ◆	839.95	TA-262-45-WO5 ◆	839.95
74"	90"	45° Below	TA-274-45-WO4 ◆	649.95	TA-274-45-WO5 ◆	649.95

3,500 lbs Torsional Axle Assemblies							
Outside Of Bracket	Hub Face	Hubs	Brakes	10° Down Starting Angle Part #	List Price	30° Down Starting Angle Part #	List Price
50"	64"	5 - 4 1/2"	None	TA-350-10-WO ◆	\$ 800.95	TA-350-30-WO ◆	\$ 800.95
62"	76"	5 - 4 1/2"		TA-362-10-WO ◆	800.95	TA-362-30-WO ◆	800.95
74"	90"	5 - 4 1/2"		TA-374-10-WO ◆	989.95	TA-374-30-WO ◆	800.95
50"	64"	5 - 4 1/2"	Electric	TA-350-10-E ◆	973.95	TA-350-30-E ◆	973.95
62"	76"	5 - 4 1/2"		TA-362-10-E ◆	973.95	TA-362-30-E ◆	973.95
74"	90"	5 - 4 1/2"		TA-374-10-E ◆	1320.95	TA-374-30-E ◆	973.95
50"	64"	5 - 4 1/2"	Hydraulic	TA-350-10-H ◆	1033.95	TA-350-30-H ◆	1033.95
62"	76"	5 - 4 1/2"		TA-362-10-H ◆	1033.95	TA-362-30-H ◆	1033.95
74"	90"	5 - 4 1/2"		TA-374-10-H ◆	1180.95	TA-374-30-H ◆	1033.95



Starting angles shown are "down" position. "up" angles available by special order

Lippert Torsional Axle Tubes

- Complete line of torsional replacement axle tubes
- Independent suspension & progressive torque action

Part #	Description	Brake Flange	Outside Of Bracket	Hub Face	Starting Angle	List Price
2,000 lbs Torsional Axle Tube						
TA-250-45 ◆	2,000 lbs Axle Only - 1 1/16" Straight Spindle	No	50"	64"	45° Down	\$ 553.95
TA-262-45 ◆	2,000 lbs Axle Only - 1 1/16" Straight Spindle	No	62"	76"	45° Down	553.95
TA-274-45 ◆	2,000 lbs Axle Only - 1 1/16" Straight Spindle	No	74"	90"	45° Down	553.95
3,500 lbs Torsional Axle Tube						
TA-350-10 ◆	3,500 lbs Axle Only - Tapered Spindle	Yes	50"	64"	10° Down	695.95
TA-362-10 ◆	3,500 lbs Axle Only - Tapered Spindle	Yes	62"	76"	10° Down	695.95
TA-374-10 ◆	3,500 lbs Axle Only - Tapered Spindle	Yes	74"	90"	10° Down	695.95
TA-350-30 ◆	3,500 lbs Axle Only - Tapered Spindle	Yes	50"	64"	30° Down	695.95
TA-362-30 ◆	3,500 lbs Axle Only - Tapered Spindle	Yes	62"	76"	30° Down	695.95
TA-374-30 ◆	3,500 lbs Axle Only - Tapered Spindle	Yes	74"	90"	30° Down	695.95



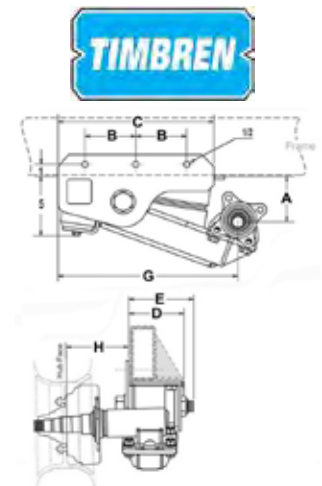
Starting angles shown are "down" position. "up" angles available by special order

Timbren Axle-Less® Trailer Suspension

- Softest, quietest ride available
- Requires no thru axle - improved ground clearance & low deck height
- Simple bolt-on installation
- Can also be welded to frame
- Uses aeon rubber springs for vibration-free ride - loaded or empty
- Fits all frame widths
- Other sizes available special order
- Hubs & hardware not included

Part #	Spindle Style	Capacity Per Pair	Dimensions								List Price
			A	B	C	D	E	G	H		
ASR1200S02	1 1/16" Straight Spindle	1,200 lbs	2 5/8"	3 3/4"	11 1/8"	3 7/8"	4 5/8"	13 5/8"	4 7/8"	\$ 804.95	
ASR2000S01	1 1/16" Straight Spindle	2,000 lbs	2 5/8"	3 3/4"	11 1/8"	3 7/8"	4 5/8"	13 5/8"	4 7/8"	805.95	
ASR2000S02	1 1/16" Straight Spindle	2,000 lbs	2 5/8"	3 3/4"	11 1/8"	3 7/8"	4 5/8"	13 5/8"	6"	825.95	
ASR3500S05	Tapered with Flange	3,500 lbs	3 13/16"	4 1/4"	13"	4 3/4"	5 5/8"	13 11/16"	6"	930.95	
ASR3500S06	Tapered 4" Lift with Flange	3,500 lbs	7 1/2"	4 1/4"	13"	4 3/4"	5 5/8"	13 11/16"	6"	1031.95	
ASR3500S04	Tapered 4" Drop with Flange	3,500 lbs	1/4"	4 1/4"	13"	4 3/4"	5 5/8"	13 11/16"	6"	993.95	
ASR5200S01	Tapered with Flange	5,200 lbs	3 9/16"	5"	14 5/16"	5 3/4"	5 5/8"	17 9/32"	6 1/4"	1380.95	

Note: hubs & bearings sold separately - 1,200 & 2,000 lbs models have straight 1 1/16" spindles 3,500 & 5,200 lbs models have tapered spindle. See pages 230 - 234 for hubs & bearings



2,200 lbs - Straight Trailer Axle Assemblies

- Axle assemblies include:
 - Axle tube with spindles
 - Cast iron hubs with parts
 - Springs with U-bolts
- Available with 4 & 5-bolt hubs
- Axles are cambered for proper ride
- Shackle mounting kits, wheels and tires not included, sold separately

Available with Spring Seats Welded or Loose

Part # With Welded Seats	Part # With Loose Seats	Spring Centers	Hub Face	Spring Placement	Hubs	Brakes	List Price
M-2236-WO-4 ♦	LM-2236-WO-4 ♦	36"	50"	Underslung	4 - 4"	None	\$ 403.95
M-2236-WO-5 ♦	LM-2236-WO-5 ♦	36"	50"	Underslung	5 - 4 1/2"	None	403.95
M-2248-WO-4 ♦	LM-2248-WO-4 ♦	48"	62"	Underslung	4 - 4"	None	423.95
M-2248-WO-5 ♦	LM-2248-WO-5 ♦	48"	62"	Underslung	5 - 4 1/2"	None	403.95
M-2255-WO-4 ♦	LM-2255-WO-4 ♦	55"	69"	Underslung	4 - 4"	None	403.95
M-2255-WO-5 ♦	LM-2255-WO-5 ♦	55"	69"	Underslung	5 - 4 1/2"	None	403.95
M-2270-WO-4 ♦	LM-2270-WO-4 ♦	70"	84"	Underslung	4 - 4"	None	403.95
M-2270-WO-5 ♦	LM-2270-WO-5 ♦	70"	84"	Underslung	5 - 4 1/2"	None	403.95



3,500 lbs - Straight Trailer Axle Assemblies

- Axle assemblies include:
 - Axle tube with spindles
 - Cast iron hubs with parts
 - Springs with U-bolts
- Axles are cambered for proper ride
- Available as idler, or with electric or hydraulic brakes
- Shackle mounting kits, wheels and tires not included, sold separately
- Primer finish

Available with Spring Seats Welded or Loose

Part # With Welded Seats	Part # With Loose Seats	Spring Centers	Hub Face	Spring Placement	Hubs	Brakes	List Price
M-3548-WO ♦	LM-3548-WO ♦	48"	62"	Underslung	5 - 4 1/2"	None	\$ 549.95
M-3560-WO ♦	LM-3560-WO ♦	60"	74"	Underslung	5 - 4 1/2"	None	549.95
M-3572-WO ♦	LM-3572-WO ♦	72"	86"	Underslung	5 - 4 1/2"	None	549.95
M-3548-E ♦	LM-3548-E ♦	48"	62"	Underslung	5 - 4 1/2"	Electric	809.95
M-3560-E ♦	LM-3560-E ♦	60"	74"	Underslung	5 - 4 1/2"	Electric	809.95
M-3572-E ♦	LM-3572-E ♦	72"	86"	Underslung	5 - 4 1/2"	Electric	809.95
M-3548-H ♦	LM-3548-H ♦	48"	62"	Underslung	5 - 4 1/2"	Hydraulic	861.95
M-3560-H ♦	LM-3560-H ♦	60"	74"	Underslung	5 - 4 1/2"	Hydraulic	861.95
M-3572-H ♦	LM-3572-H ♦	72"	86"	Underslung	5 - 4 1/2"	Hydraulic	861.95



3,500 lbs - 4" Drop Trailer Axle Assemblies

- Axle assemblies include:
 - Axle tube with spindles
 - Cast iron hubs with parts
 - Springs with U-bolts
- Axles are cambered for proper ride
- Available as idler, or with electric or hydraulic brakes
- Shackle mounting kits, wheels and tires not included, sold separately
- Primer finish

Available with Spring Seats Welded or Loose

Part # With Welded Seats	Part # With Loose Seats	Spring Centers	Hub Face	Spring Placement	Hubs	Brakes	List Price
M-D3548-WO ♦	LM-D3548-WO ♦	48"	64"	Underslung	5 - 4 1/2"	None	\$ 743.95
M-D3560-WO ♦	LM-D3560-WO ♦	60"	76"	Underslung	5 - 4 1/2"	None	743.95
M-D3572-WO ♦	LM-D3572-WO ♦	72"	88"	Underslung	5 - 4 1/2"	None	743.95
M-D3548-E ♦	LM-D3548-E ♦	48"	64"	Underslung	5 - 4 1/2"	Electric	1129.95
M-D3560-E ♦	LM-D3560-E ♦	60"	76"	Underslung	5 - 4 1/2"	Electric	1129.95
M-D3572-E ♦	LM-D3572-E ♦	72"	88"	Underslung	5 - 4 1/2"	Electric	1129.95
M-D3548-H ♦	LM-D3548-H ♦	48"	64"	Underslung	5 - 4 1/2"	Hydraulic	627.95
M-D3560-H ♦	LM-D3560-H ♦	60"	76"	Underslung	5 - 4 1/2"	Hydraulic	627.95
M-D3572-H ♦	LM-D3572-H ♦	72"	88"	Underslung	5 - 4 1/2"	Hydraulic	627.95



5,200 lbs Straight Axle Assemblies

- Axle Assemblies include:
 - axle tube with spindles
 - cast iron hubs with parts
 - springs with U-bolts
- Use as idler or with hydraulic brakes
- All axles equipped with brake flanges and zerk fittings for bearing lube
- Shackle mounting kits, wheels and tires sold separately
- Axles are cambered for proper ride

Available with Spring Seats Welded or Loose

Part # With Welded Seats	Part # With Loose Seats	Spring Centers	Hub Face	Spring Placement	Hubs	Brakes	List Price
M-6660-WO ♦	LM-6660-WO ♦	60"	74"	Underslung	6 - 5 1/2"	None	\$ 929.95
M-6672-WO ♦	LM-6672-WO ♦	72"	86"	Underslung	6 - 5 1/2"	None	929.95
M-6660-H ♦	LM-6660-H ♦	60"	74"	Underslung	6 - 5 1/2"	Hydraulic	1756.95
M-6672-H ♦	LM-6672-H ♦	72"	86"	Underslung	6 - 5 1/2"	Hydraulic	1756.95
M-6060-WO ♦	LM-6060-WO ♦	60"	74"	Underslung	8 - 6 1/2"	None	941.95
M-6072-WO ♦	LM-6072-WO ♦	72"	86"	Underslung	8 - 6 1/2"	None	941.95
M-6060-H ♦	LM-6060-H ♦	60"	74"	Underslung	8 - 6 1/2"	Hydraulic	1671.95
M-6072-H ♦	LM-6072-H ♦	72"	86"	Underslung	8 - 6 1/2"	Hydraulic	1671.95



5,200 lbs 4" Drop Axle Assemblies

- Axle assemblies include:
 - axle tube with spindles
 - cast iron hubs with parts
 - springs with U-bolts
- Use as idler or with hydraulic brakes
- All axles equipped with brake flanges and zerk fittings for bearing lube
- Shackle mounting kits, wheels and tires sold separately
- Axles are cambered for proper ride

Available with Spring Seats Welded or Loose

Part # With Welded Seats	Part # With Loose Seats	Spring Centers	Hub Face	Spring Placement	Hubs	Brakes	List Price
M-D6672-WO ♦	LM-D6672-WO ♦	72"	89 1/2"	Underslung	6 - 5 1/2"	None	\$ 1039.95
M-D6672-H ♦	LM-D6672-H ♦	72"	89 1/2"	Underslung	6 - 5 1/2"	Hydraulic	1805.95
M-D6072-WO ♦	LM-D6072-WO ♦	72"	89 1/2"	Underslung	8 - 6 1/2"	None	1139.95
M-D6072-H ♦	LM-D6072-H ♦	72"	89 1/2"	Underslung	8 - 6 1/2"	Hydraulic	1702.95



6,000 lbs Straight Axle Assemblies

- Axle assemblies include:
 - axle tube with spindles
 - cast iron hubs with parts
 - springs with U-bolts
- Use as idler or with electric brakes
- All axles equipped with brake flanges and zerk fittings for bearing lube
- Shackle mounting kits, wheels and tires sold separately
- Axles are cambered for proper ride

Available with Spring Seats Welded or Loose

Part # With Welded Seats	Part # With Loose Seats	Spring Centers	Hub Face	Spring Placement	Hubs	Brakes	List Price
M-6660-WO ♦	LM-6660-WO ♦	60"	74"	Underslung	6 - 5 1/2"	None	\$ 929.95
M-6672-WO ♦	LM-6672-WO ♦	72"	86"	Underslung	6 - 5 1/2"	None	929.95
M-6660-E ♦	LM-6660-E ♦	60"	74"	Underslung	6 - 5 1/2"	Electric	1686.95
M-6672-E ♦	LM-6672-E ♦	72"	86"	Underslung	6 - 5 1/2"	Electric	1686.95
M-6060-WO ♦	LM-6060-WO ♦	60"	74"	Underslung	8 - 6 1/2"	None	941.95
M-6072-WO ♦	LM-6072-WO ♦	72"	86"	Underslung	8 - 6 1/2"	None	941.95
M-6060-E ♦	LM-6060-E ♦	60"	74"	Underslung	8 - 6 1/2"	Electric	1359.95
M-6072-E ♦	LM-6072-E ♦	72"	86"	Underslung	8 - 6 1/2"	Electric	1359.95



6,000 lbs 4" Drop Axle Assemblies

- Axle assemblies include:
 - axle tube with spindles
 - cast iron hubs with parts
 - springs with U-bolts
- Use as idler or with electric brakes
- All axles equipped with brake flanges and zerk fittings for bearing lube
- Shackle mounting kits, wheels and tires sold separately
- Axles are cambered for proper ride

Available with Spring Seats Welded or Loose

Part # With Welded Seats	Part # With Loose Seats	Spring Centers	Hub Face	Spring Placement	Hubs	Brakes	List Price
M-D6672-WO ♦	LM-D6672-WO ♦	72"	89 1/2"	Underslung	6 - 5 1/2"	None	\$ 1051.95
M-D6672-E ♦	LM-D6672-E ♦	72"	89 1/2"	Underslung	6 - 5 1/2"	Electric	1439.95
M-D6072-WO ♦	LM-D6072-WO ♦	72"	89 1/2"	Underslung	8 - 6 1/2"	None	1298.95
M-D6072-E ♦	LM-D6072-E ♦	72"	89 1/2"	Underslung	8 - 6 1/2"	Electric	1369.95



Rigid Hitch Also Offers 7,000 to 16,000 lbs Axles

Available with Electric, Air & Hydraulic Brakes

Please Call for More Details



LIPPERT COMPONENTS



DEXTER

Axle Tubes

- Complete line of replacement axle tubes
- Straight or 4" drop axles
- All with grease zerks for easy lube

SHIPPING CHARGES APPLY

Part # With Welded Seats	Part # With Loose Seats	Description	Brake Flange	Spring Center	Hub Face	List Price
2,200 lbs Axle Tube - 1 3/4" Diameter						
M-2236 ♦	LM-2236 ♦	Straight - Underslung	No	36"	50"	\$ 226.95
M-2248 ♦	LM-2248 ♦	Straight - Underslung	No	48"	62"	226.95
M-2255 ♦	LM-2255 ♦	Straight - Underslung	No	55"	69"	226.95
M-2270 ♦	LM-2270 ♦	Straight - Underslung	No	70"	84"	226.95
3,500 lbs Axle Tube - 2 3/8" Diameter						
M-348-S ♦	LM-348-S ♦	Straight - Underslung	Yes	48"	62"	270.95
M-360-S ♦	LM-360-S ♦	Straight - Underslung	Yes	60"	74"	270.95
M-372-S ♦	LM-372-S ♦	Straight - Underslung	Yes	72"	86"	270.95
M-380-S § ♦	LM-380-S § ♦	Straight - Underslung	Yes	80"	94"	270.95
M-348-D ♦	LM-348-D ♦	4" Drop - Underslung	Yes	48"	64"	329.95
M-360-D ♦	LM-360-D ♦	4" Drop - Underslung	Yes	60"	76"	329.95
M-372-D ♦	LM-372-D ♦	4" Drop - Underslung	Yes	72"	88"	329.95
6,000 lbs Axle Tube - 3" Diameter						
M-660-S ♦	LM-660-S ♦	Straight - Underslung	Yes	60"	74"	394.95
M-672-S ♦	LM-672-S ♦	Straight - Underslung	Yes	72"	86"	394.95
M-672-D ♦	LM-672-D ♦	4" Drop - Underslung	Yes	72"	89 1/2"	496.95

§ - Zero offset rim is required

Need a Different Size Axle?

Custom orders are always welcome.
Contact Customer Service or submit a quote request online under the "Dealer Documents" page.

Available with Spring Seats Welded or Loose

TRP Double Eye & Slipper Style Axle Springs

- Most common replacement springs
- Same springs supplied with our axles

Part #	Dimensions	Type	Leaf	Capacity	List Price
M-15327	27" x 1 3/4"	Double Eye	3	750 lbs each	\$ 56.95
M-20327	27" x 1 3/4"	Double Eye	3	1,000 lbs each	65.95
M-32736	27" x 1 3/4"	Double Eye	3	1,500 lbs each	69.95
M-35427	27" x 1 3/4"	Double Eye	4	1,750 lbs each	89.95
M-60627	27" x 1 3/4"	Double Eye	6	3,000 lbs each	145.95
M-65400	25 1/4" x 1 3/4"	Double Eye	3	1,000 lbs each	56.95
M-65600	25 1/4" x 1 3/4"	Double Eye	3	1,750 lbs each	73.95
M-65700	24 7/8" x 1 3/4"	Double Eye	6	3,500 lbs each	109.95
M-65800	25 1/4" x 1 3/4"	Double Eye	4	2,400 lbs each	109.95
M-65900	25 1/4" x 1 3/4"	Double Eye	6	3,500 lbs each	109.95
M-67200	24 5/8" x 1 3/4"	Slipper Spring	2	500 lbs each	55.95
M-67400	24 5/8" x 1 3/4"	Slipper Spring	3	750 lbs each	48.95
M-67500	26 1/2" x 2"	Slipper Spring	5	3,500 lbs each	139.95
M-67600	24 5/8" x 1 3/4"	Slipper Spring	4	1,000 lbs each	72.95
M-67700	29 1/2" x 2"	Slipper Spring	6	4,300 lbs each	149.95
BS-101	Nylon Spring Bushing - Fits 9/16" Bolt				1.95
BS-101-10	10 Pack of Nylon Spring Bushings - Fits 9/16" Bolt				9.95
BS-201	Bronze Spring Bushing				7.95
BS-201-10	10 Pack of Bronze Spring Bushings -				79.95



U-Bolts, Spring Seats & Tie Plates

• Replacement parts

• Sizes to fit most common axles

Part #	Description	List Price
UB-R100	U-Bolt - 2,000 lbs Axle - 1 3/4" Diameter - 1/2"-20 X 4 1/2"	\$ 3.95
UB-R200	U-Bolt - 3,500 lbs Axle - 2 3/8" Diameter - 1/2"-20 X 5"	3.95
UB-R307	U-Bolt - 6,000 lbs Axle - 3" Diameter - 1/2"-20 X 7"	4.95
TP-100	Tie Plate - 2,000 lbs Axle	9.95
TP-200	Tie Plate - 3,500 lbs Axle	16.95
TP-300	Tie Plate - 6,000 lbs Axle	12.95
SS-100	Spring Seat - 2,000 lbs Axle	6.95
SS-200	Spring Seat - 3,500 lbs Axle	7.95
SS-300	Spring Seat - 6,000 lbs Axle	8.95
UBN-100	Lock-Nut - All U-Bolts - All Axles - 1/2"-20	0.55
BK-175	Kit for 2,000 lbs Axle - (4) UB-R100 U-Bolts, (2) TP-100 Tie Plates, (2) SS-100 Spring Seats, (8) UBN-100 Lock-Nuts	64.95
BK-238	Kit for 3,500 lbs Axle - (4) UB-R200 U-Bolts, (2) TP-200 Tie Plates, (2) SS-200 Spring Seats, (8) UBN-100 Lock-Nuts	75.95
BK-300	Kit for 6,000 lbs Axle - (4) UB-R307 U-Bolts, (2) TP-300 Tie Plates, (2) SS-300 Spring Seats, (8) UBN-100 Lock-Nuts	80.95



UB-R100



TP-300



SS-200



BK-175

Attachment Part Kits for Double Eye Springs

• Mounts for single, tandem & triple axles

• Replacement parts for common axles

Part #	Description	List Price
HK1-D100	Hanger Kit - Single Axle	\$ 89.95
EK2-D102	Hanger Kit - Tandem Axle - Includes EQ-103 Equalizer	151.95
EK2-D200	Hanger Kit - Tandem Axle - Includes EQ-100 Equalizer	189.95
EK3-D102	Hanger Kit - Triple Axle - Includes EQ-103 Equalizers	216.95
EK3-D300	Hanger Kit - Triple Axle - Includes EQ-100 Equalizers	220.95
HG-101	Hanger Bracket - Standard - 1 1/2"	9.95
B-101	Bolt 9/16"-18 X 3"	2.95
B-101-10	10-Pack of Bolts 9/16"-18 X 3"	27.95
B-201	Greasable Bolt 9/16" X 3" - 7/16"-20 USF with Nuts	8.95
B-201-10	10-Pack of Greasable Bolt 9/16" X 3" - 7/16"-20 USF with Nuts	66.95
N-102	Lock Nut 9/16"-18	1.95
N-102-10	10-Pack of Lock Nuts 9/16"-18	10.95
SHL-100	Shackle Link - 2" Hole Centers	4.95
SHL-100-10	10-Pack of Shackle Links - 2" Hole Centers	33.95
SHL-125	Shackle Link - 2.56" Hole Centers	5.95
SHL-125-10	10-Pack of Shackle Links - 2.56" Hole Centers	37.95
SHL-102	Shackle Link - 3.12" Hole Centers	5.95
SHL-102-10	10-Pack Shackle Links - 3.12" Hole Centers	37.95
EQ-100	Equalizer for Double Eye Springs - 7 3/4" Length, 3" Height	29.95
EQ-103	Equalizer for Double Eye Springs - 6" Length, 4" Height	35.95
HG-102	Hanger Bracket - Deep - 3 1/2"	14.95
HG-100	Rear Hanger (Single Kit Only)	6.95



HK1-D100



EK2-D200



EK3-D102

Attachment Part Kits for Slipper Springs

• Mounts for single or tandem axles

• Fits most common size springs

Part #	Description	List Price
HK1-S100	Hanger Kit for 1 3/4" Springs - Single Axle	\$ 54.95
HG-101	Hanger Bracket for 1 3/4" Spring	9.95
B-101	Bolt 9/16"-18 X 3"	2.95
N-102	Lock Nut 9/16"-18	1.95
9903	Heavy Duty Hanger Kit for 2" Springs - Single Axle Includes 4 Hanger Brackets, 4 Spring Bolts & Nuts	119.95
9904	Heavy Duty Hanger Kit for 2" Springs - Tandem Axle Includes 6 Hanger Brackets, 2 Beam-Style Equalizers & Brackets, 2 Greasable Pivots, 8 Spring Bolts & Nuts	316.95



HK1-S100



9904

Hubs, Hub & Drum Assemblies for 2,000 / 2,200 lbs Axles



Style C (4-Bolt Hubs)
Style F (5-Bolt Hubs)



Hub/Drum Assemblies Now Have Epoxy E-Coat Finish For Corrosion Resistance

No Effect on Braking

Part #	Description	Style	List Price
4-Bolt Hubs with Pressed In Races - 4" Bolt Circle			
BT-100-04	Hub Only - Studded - Uses 1" or 1 1/16" I.D. Bearings	A	\$ 49.95
BT-100-04-A	Hub Assembly - Fits 1" Straight Spindle - Hub, Lug Nuts, 1" I.D. (L-44643) Bearings, SL-122 Seal, & DC-1505 Dust Cap	B	66.95
BT-100-04-A-BBC	Pair of Hub Assemblies - Fits 1" Straight Spindle - Hub, Lug Nuts, 1" I.D. (L-44643) Bearings, SL-122 Seal, & Bearing Buddies with Bras	C	175.95
BT-100-22-A	Hub Assembly - Fits 1 1/16" Straight Spindle - Hub, Lug Nuts, 1 1/16" I.D. (L-44649) Bearings, SL-150-1 Seal, & DC-1505 Dust Cap	B	66.95
BT-100-22-A-BBC	Pair of Hub Assemblies - Fits 1 1/16" Straight Spindle - Hub, Lug Nuts, 1 1/16" I.D. (L-44649) Bearings, SL-150-1 Seal, & Bearing Buddies with Bras	C	189.95
HD-700A-04	Hub & Drum Only - Studded	G	73.95
HD-700A-04-A	Hub & Drum Assembly - Fits 1" Straight Spindle - Hub/Drum, Lug Nuts, 1" I.D. (L-44643) Bearings, SL-122 Seal, & DC-1505 Dust Cap	—	82.95
HD-700A-22-A	Hub & Drum Assembly - Fits 1 1/16" Straight Spindle - Hub/Drum, Lug Nuts, 1 1/16" I.D. (L-44649) Bearings, SL-150-1 Seal, & DC-1505 Dust Cap	—	82.95
5-Bolt Hubs with Pressed In Races - 4 1/2" Bolt Circle			
BT-150-04	Hub Only - Studded - Uses 1" or 1 1/16" I.D. Bearings (4 1/4" Tall)	D	49.95
BT-150-04-A	Hub Assembly - Fits 1" Straight Spindle - Hub, Lug Nuts, 1" I.D. (L-44643) Bearings, SL-122 Seal, & DC-1505 Dust Cap	E	53.95
BT-150-04-A-BBC	Pair of Hub Assemblies - Fits 1" Straight Spindle - Hub, Lug Nuts, 1" I.D. (L-44643) Bearings, SL-122 Seal, & Bearing Buddies with Bras	F	163.95
BT-150-22-A	Hub Assembly - Fits 1 1/16" Straight Spindle - Hub, Lug Nuts, 1 1/16" I.D. (L-44649) Bearings, SL-150-1 Seal, & DC-1505 Dust Cap	E	53.95
BT-150-22-A-BBC	Pair of Hub Assemblies - Fits 1 1/16" Straight Spindle - Hub, Lug Nuts, 1 1/16" I.D. (L-44649) Bearings, SL-150-1 Seal, & Bearing Buddies with Bras	F	154.95
HD-700C-01	Hub & Drum Only - Studded - Uses 1" or 1 1/16" I.D. Bearings	H	129.95
HD-700C-01-A	Hub & Drum Assembly - Fits 1" Straight Spindle - Hub/Drum, Lug Nuts, 1" I.D. (L-44643) Bearings, SL-122 Seal, & DC-1505 Dust Cap	—	136.95
HD-700C-22-A	Hub & Drum Assembly - Fits 1 1/16" Straight Spindle - Hub/Drum, Lug Nuts, 1 1/16" I.D. (L-44649) Bearings, SL-150-1 Seal, & DC-1505 Dust Cap	—	139.95
BT-150A-02*	Hub Only - Studded - Uses 1 1/16" I.D. Bearings (L-44649) (See Note Below)	D	35.95
Parts			
L-44643	Inner or Outer Bearing - 1" I.D.		5.95
L-44649	Inner or Outer Bearing - 1.0625" I.D.		4.95
L-44610	Inner or Outer Race - 1.98" O.D.		2.95
SL-122	Grease Seal - 1.25 I.D., 1.987 O.D. (Use with 1" Straight Spindles)		2.95
SL-122-10	10 Pack of Grease Seals - 1.25 I.D., 1.987 O.D.		27.95
SL-150-1	Grease Seal - 1.50 I.D., 1.987 O.D. (Use with 1 1/16" Straight & SP-150BT16 Spindles)		3.95
GC-198	Dust Cap with Grease Zerk Fitting - 1.986 Diameter		9.95
DC-1505	Dust Cap - 1.986 Diameter		5.95
DC-1505-10	10 Pack of Dust Caps - 1.986 Diameter		43.95
LB-506	Lug Bolt - 1/2"- 20 x 1 5/8" Overall - 7/8" Thread Length		2.95
STN-506	Lug Nut - 1/2"- 20		0.75
STN-506-10	10 Pack of Lug Nuts - 1/2"- 20		5.95
ST-502-04	Pressed Hub Stud - 1/2"- 20, Grade 8 - 2,000 lbs Hubs		2.95
ST-502-04-10	10 Pack of Pressed Hub Studs - 1/2"-20, Grade 8 - 2,000 lbs Hubs		24.95

* Note: BT-150A-02 is a short hub (3 1/2" tall) & will not work with SA-1250 or SA-1350 spindles

Performance Tool Wheel Bearing Service Tools



- Bearing packer quickly packs bearings with new grease
- Accommodates most roller & ball bearings
- Bearing race & seal driver helps install races & seals without damage
- Six discs to fit common sizes
- Seal puller features 2 tip sizes

Part #	Description	List Price
W-1218	Universal Bearing Packer	\$ 8.95
W-1219	Seal Puller	9.95
W-83020	Bearing Race & Seal Driver - Includes Handle & 6 Discs: 1.565", 1.75", 1.965", 2.325", 2.47" & 2.555"	41.95

Hubs, Hub & Drum Assemblies - 3,500 lbs Axles

Part #	Description	Style	List Price
5-Bolt Hubs with Pressed in Races - 4 1/2" Bolt Circle			
H-1000-04	Hub Only - Studded - Includes Pressed In Bearing Races	A	\$ 56.95
H-1000-04-A	Hub Assembly - Hub, Lug Nuts, Bearings, Seal & Dust Cap	B	68.95
5-Bolt, 10" Hub / Drums with Pressed in Races - 4 1/2" Bolt Circle			
HD-1000-04	Hub & Drum Only - Studded - Includes Pressed In Bearing Races	C	131.95
HD-1000-04-A	Hub & Drum Studded Assembly with Lug Nuts, Bearings, Seal & Cap	D	141.95
BPH1004HL	Left Side Hub & Drum Assembly with Hydraulic Brake Assembly	E	269.95
BPH1004HR	Right Side Hub & Drum Assembly with Hydraulic Brake Assembly	E	269.95
BPH1004EL	Left Side Hub & Drum Assembly with Electric Brake Assembly	E	219.95
BPH1004ER	Right Side Hub & Drum Assembly with Electric Brake Assembly	E	219.95
BPH1004EPR	Both Sides Hub & Drum Assemblies with Electric Brake Assemblies	E x 2	436.95
5-Bolt Hubs with Pressed in Races - 5" Bolt Circle			
H-1000-03	Hub Only - Studded - Includes Pressed In Bearing Races	A	56.95
H-1000-03-A	Hub Assembly - Hub, Lug Nuts, Bearings, Seal & Dust Cap	B	68.95
5-Bolt, 10" Hub / Drums with Pressed in Races - 5" Bolt Circle			
HD-1000-03	Hub & Drum Only - Studded - Includes Pressed In Bearing Races	C	129.95
HD-1000-03-A	Hub & Drum Studded Assembly - with Lug Nuts, Bearings, Seal & Cap	D	119.95
BPH1003HL	Left Side Hub & Drum Assembly with Hydraulic Brake Assembly	E	279.95
BPH1003HR	Right Side Hub & Drum Assembly with Hydraulic Brake Assembly	E	279.95
BPH1003EL	Left Side Hub & Drum Assembly with Electric Brake Assembly	E	214.95
BPH1003ER	Right Side Hub & Drum Assembly with Electric Brake Assembly	E	214.95
BPH1003EPR	Both Sides Hub & Drum Assemblies with Electric Brake Assemblies	E x 2	429.95
6-Bolt Hub with Pressed in Races - 5 1/2" Bolt Circle			
363195	Hub Only - with Races - (Fits 3,500 lbs Axles Only)	—	103.95
6-Bolt, 10" Hub / Drum with Pressed in Races - 5 1/2" Bolt Circle			
363222	Hub & Drum Only - with Races - (Fits 3,500 lbs Axles Only)	—	105.95
Parts			
L-68149	Inner Bearing - 1.378" I.D.		6.95
L-44649	Outer Bearing - 1.0625" I.D.		4.95
L-68111	Inner Race - 2.362" O.D.		2.95
L-44610	Outer Race - 1.98" O.D.		2.95
SL-172	Grease Seal - 1.72 I.D., 2.565 O.D.		3.95
SL-172-10	10 Pack of Grease Seals - 1.72 I.D., 2.565 O.D.		36.95
SL-168	Grease Seal - 1.68" I.D., 2.565 O.D.		3.95
GC-198	Dust Cap with Grease Zerk Fitting - 1.986 Diameter		9.95
DC-1505	Dust Cap - 1.986 Diameter		5.95
DC-1505-10	10 Pack of Dust Caps - 1.986 Diameter		43.95
LB-506	Lug Bolt - 1/2"-20 X 1 5/8" Overall - 7/8" Thread Length		2.95
STN-506	Lug Nut - 1/2"-20		0.75
STN-506-10	10 Pack of Lug Nuts - 1/2"-20		5.95
ST-502-04	Pressed Hub Stud - 1/2"-20, Grade 8 - 3,500 lbs Hubs		2.95
ST-502-04-10	10 Pack of Pressed Hub Studs - 1/2"-20, Grade 8 - 3,500 lbs Hubs		24.95



Hub/Drum Assemblies Now Have Epoxy E-Coat Finish For Corrosion Resistance

No Effect on Braking

Trailer Hub Kits

- Kit contains hub, bearings, grease seal, wheel nuts, dust cap & grease
- Kit contains all parts for one wheel
- Choose cast iron or galvanized hubs

Spindle Type	Lugs/Circle	Hub Style	Cast Iron Part #	List Price	Galvanized Part #	List Price
1" Straight	4 x 4	Drilled/Tapped	13100	\$ 70.95	—	—
1" Straight	4 x 4	Studded	13110	75.95	—	—
1" Straight	5 x 4 1/2	Studded	13210	76.95	13215	\$ 82.95
1 1/16" Straight	5 x 4 1/2	Studded	13311	86.95	13315	90.95
1 3/8" - 1 1/16" Tapered	5 x 4 1/2	Studded	13511	87.95	13515	92.95



Hubs, Hub & Drum Assemblies For 5,200 & 6,000 lbs Axles



**Hub/Drum Assemblies Now
Have Epoxy E-Coat Finish
For Corrosion Resistance**

No Effect on Braking

Part #	Description	Style	List Price
6 Bolt Hubs with Pressed in Races - 5 1/2" Bolt Circle - Capacity 3,000 lbs Each			
H-1206HD-02	Hub Only - Studded - Includes Pressed In Bearing Races	A	\$ 89.95
H-1206HD-02-A	Hub Studded - Assembly - Hub, Lug Nuts, Bearings, Seal, & Dust Cap	B	124.95
6 Bolt, 12" Hub / Drums with Pressed in Races - 5 1/2" Bolt Circle - Cap. 3,000 lbs Each			
HD-1206HD-02	Hub & Drum Only - Studded - Includes Pressed In Bearing Races	C	179.95
HD-1206HD-02A	Hub & Drum Assembly - Hub/Drum, Lug Nuts, Bearings, Seal, & Cap	D	249.95
BPH1206HL	Left Side Hub & Drum Assembly with Hydraulic Brake Assembly	E	515.95
BPH1206HR	Right Side Hub & Drum Assembly with Hydraulic Brake Assembly	E	515.95
BPH1206EL	Left Side Hub & Drum Assembly with Electric Brake Assembly	E	359.95
BPH1206ER	Right Side Hub & Drum Assembly with Electric Brake Assembly	E	359.95
BPH1206EPR	Both Sides Hub & Drum Assemblies with Electric Brake Assemblies	E x 2	699.95
8 Bolt Hubs with Pressed in Races - 6 1/2" Bolt Circle - Capacity 3,500 lbs Each			
H-1208-04	Hub Only - Studded - Includes Pressed In Bearing Races	A	109.95
H-1208-04-A	Hub Studded - Assembly - Hub, Lug Nuts, Bearings, Seal & Dust Cap	B	147.95
8 Bolt, 12" Hub / Drums with Pressed in Races - 6 1/2" Bolt Circle - Cap. 3,500 lbs Each			
HD-1208-02	Hub & Drum Only - Studded - Includes Pressed In Bearing Races	C	236.95
HD-1208-02-A	Hub & Drum Studded - Assy. Hub/Drum, Lug Nuts, Bearings, Seal & Cap	D	256.95
BPH1208HL	Left Side Hub & Drum Assembly with Hydraulic Brake Assembly	E	509.95
BPH1208HR	Right Side Hub & Drum Assembly with Hydraulic Brake Assembly	E	499.95
BPH1208EL	Left Side Hub & Drum Assembly with Electric Brake Assembly	E	359.95
BPH1208ER	Right Side Hub & Drum Assembly with Electric Brake Assembly	E	349.95
BPH1208EPR	Both Sides Hub & Drum Assemblies with Electric Brake Assemblies	E x 2	699.95
Parts			
L-25580	Inner Bearing - 6 & 8 Bolt Hubs - 1.75" I.D.		10.95
L-25520	Bearing Race for L-25580 - 3.265 O.D.		6.95
L-15123	Outer Bearing - 6 Bolt Hubs - 1.25" I.D.		6.95
L-15245	Bearing Race for L-15123 - 2.44 O.D.		3.95
L-14125A	Outer Bearing - 8 Bolt Hubs - 1.25" I.D.		6.95
L-14276	Bearing Race for L-14125A - 2.717 O.D.		4.95
SL-213	Grease Seal - 6 & 8 Bolt Hubs - 2.125 I.D., 3.382 O.D.		4.95
SL-213-10	10 Pack of Grease Seals - 6 & 8 Bolt Hubs - 2.125 I.D., 3.382 O.D.		45.95
SL-225	Grease Seal - 6 & 8 Bolt Hubs - 2.25 I.D., 3.382 O.D.		6.95
SL-225-10	10 Pack of Grease Seals - 6 & 8 Bolt Hubs - 2.25 I.D., 3.382 O.D.		59.95
GC-2441	Dust Cap with Grease Zerk Fitting - Fits 6 Bolt Hubs - 2.448" Diameter		18.95
DC-1520	Dust Cap - 6 Bolt Hubs - 2.448" Diameter		3.95
DC-1605	Dust Cap - 8 Bolt Hubs - 2.717" Diameter		6.95
STN-506	Lug Nut - 6 & 8 Bolt Hubs - 1/2"-20		0.75
STN-506-10	10 Pack of Lug Nuts - 6 & 8 Bolt Hubs - 1/2"-20		5.95
ST-504	Pressed Hub Stud - 1/2"-20, Grade 8 - 5,200 / 6,000 lbs Hubs		3.95
ST-504-10	10 Pack of Pressed Hub Studs - 1/2"-20, Grade 8 - 5,200 / 6,000 lbs Hubs		28.95

Dexter Flexible Hydraulic Brake Line Kits



80328

- All plumbing parts necessary for connecting surge brake actuator to trailer axles with hydraulic brakes
- Use on drum or disc brakes
- Includes lines, fittings & brackets
- For trailers up to 20 ft

Part #	Description	List Price
80326	Single Axle Line Kit - 240", 76", (2) 24" Lines & Fittings	\$ 173.95
80327	Add on Line Kit - Use for Tandems with Single Kit Above	120.95
80328	Tandem Axle Line Kit - 240", 76", 38", (4) 24" Lines & Fittings	298.95

Trailer Bearing Kits

- Single kit - two bearings & races, one seal, dust cover & cotter pin

- Single kits & pairs are packaged for retail display - 10-packs are bulk

Spindle Style	Inner Bearing	Outer Bearing	Grease Seal	Single Kit Part #	Single Kit List Price	Pair of Kits Part #	10-Pack Part #
3/4" Straight	11949	11949	SL-11174VB	17625	\$ 17.95	17625-2	17625-10
1" Straight	L-44643	L-44643	SL-122	280451	15.95	280451-2	280451-10
1 1/16" Straight	L-44649	L-44649	SL-122	280453	13.95	280453-2	280453-10
1 1/16" Straight	L-44649	L-44649	SL-150-1	280454	13.95	280454-2	280454-10
1 3/8" - 1 1/16" Tapered	L-68149	L-44649	SL-172	280455	15.95	280455-2	280455-10
1 3/4" - 1 1/4" Tapered	L-25580	L-15123	SL-213	280457	28.95	280457-2	280457-10
1 3/4" - 1 1/4" Tapered	L-25580	L-15123	SL-225	280458	29.95	280458-2	280458-10
1 3/4" - 1 1/4" Tapered	L-25580	L-14125A	SL-213	280459	29.95	280459-2	280459-10
1 3/4" - 1 1/4" Tapered	L-25580	L-14125A	SL-225	280460	34.95	280460-2	280460-10



Available as Singles, Pairs & 10-Packs

Trailer Bearing Kits with E-Z Lube Caps

- Includes two bearings & races, one seal, E-Z lube cap, plug & cotter pin

- E-Z lube bearing kits are display packaged for retail sale

Spindle Style	Inner Bearing	Outer Bearing	Grease Seal	E-Z Lube Cap	Plug	Single Kit with E-Z Lube Cap	List Price
1" Straight	L-44643	L-44643	SL-122	21-3-1	85-1	280451-EZ	\$ 21.95
1 1/16" Straight	L-44649	L-44649	SL-122	21-3-1	85-1	280453-EZ	21.95
1 1/16" Straight	L-44649	L-44649	SL-150-1	21-3-1	85-1	280454-EZ	25.95
1 3/8" - 1 1/16" Tapered	L-68149	L-44649	SL-172	21-3-1	85-1	280455-EZ	24.95
1 3/4" - 1 1/4" Tapered	L-25580	L-15123	SL-213	21-43-1	85-1	280457-EZ	35.95
1 3/4" - 1 1/4" Tapered	L-25580	L-15123	SL-225	21-1-1	85-1	280458-EZ	37.95
1 3/4" - 1 1/4" Tapered	L-25580	L-14125A	SL-213	21-43-1	85-1	280459-EZ	35.95
1 3/4" - 1 1/4" Tapered	L-25580	L-14125A	SL-225	21-43-1	85-1	280460-EZ	39.95



with E-Z Lube Cap & Plug

Dust Caps

Single Part #	10-Pack Part #	Description	Dimensions O = O.D./D = Depth	Style	List Price (Singles)
DC-1501	—	Dust Cap - 4-Bolt Hubs	1.78" O x 1.30" D	A	\$ 7.95
DC-1524	—	Dust Cap - 4-Bolt Hubs	1.943" O x 1.38" D	A	7.95
DC-1505	DC-1505-10	Dust Cap - 4 & 5-Bolt Hubs	1.986" O x 1.16" D	A	5.95
DC-1527	—	Dust Cap - 4-Bolt Hubs	1.99" O x 1.20" D	A	3.95
GC-198	—	Dust Cap with Grease Zerk Fitting - Metal	1.986" O x 1.75" D	C	9.95
DC-1601	—	Dust Cap - 5-Bolt Hubs	2.33" O x 1.00" D	B	6.95
DC-1513	—	Dust Cap - Zinc Plated	2.446" O x 1.188" D	B	10.95
DC-1520	—	Dust Cap - 6-Bolt Hubs	2.448" O x 1.30" D	A	3.95
DC-1604	—	Dust Cap - 5, 6 & 8-Bolt Hubs	2.448" O x 1.16" D	B	8.95
GC-2441	—	Dust Cap with Grease Zerk Fitting - Plastic	2.450" O x 1.5" D	C	18.95
DC-1605	—	Dust Cap - 8-Bolt Hubs	2.717" O x 1.30" D	B	6.95
DC-1609	—	Dust Cap - 8-Bolt Hubs	3.125" O x 1.31" D	B	12.95
K71-038-00	—	Dexter Oil Bath Caps, O-Rings & Rubber Plugs - Plastic - Pair	2.875" O x 1.5" D	D	38.95
OBC-148	—	Dexter Oil Bath Cap, O-Ring & Rubber Plug - Plastic - 10K, 12K & 15K - Single	4" O x 1.5" D	D	25.95
K71-148-00	—	Dexter Oil Bath Caps, O-Rings & Rubber Plugs - Plastic - Fits 10K, 12K & 15K - Pair	4" O x 1.5" D	D	39.95
GC-1980-02	—	Reliable Lube Cap - No Plug	1.98 O	E	7.95
GCP-100	—	Plug for Reliable Lube Cap	—	F	3.95
21-3-1	21-3-1-10	Dexter E-Z Lube Cap - No Plug	1.98 O	E	7.95
EZ1-PR	—	Pair of 21-3-1 Lube Caps & 85-1 Plugs	1.98 O	E & F	19.95
21-1-1	21-1-1-10	Dexter E-Z Lube Cap - No Plug	2.44 O	E	7.95
EZ2-PR	—	Pair of 21-1-1 Lube Caps & 85-1 Plugs	2.44 O	E & F	21.95
21-43-1	21-43-1-10	Dexter E-Z Lube Cap - No Plug	2.72 O	E	9.95
EZ3-PR	—	Pair of 21-43-1 Lube Caps & 85-1 Plugs	2.72 O	E & F	28.95
85-1	85-1-10	Rubber Plug for E-Z Lube Cap	—	F	4.95



E-Z Lube Cap & Plug Kits Now Available In Pairs

Bearing Buddy Original Chrome - Pair



Part #	Description	Model	Hub Bore	Outer Race	List Price	With Bras	List Price
B-41202	Bearing Buddy	1781	1.781"	LM-11910	\$ 44.95	B-41202-17B	\$ 53.95
B-42102	Bearing Buddy	1980	1.980"	L-44610	49.95	B-42102-19B	58.95
B-42202	Bearing Buddy - Auto Check	1980A	1.980"	L-44610	34.95	B-42202-19B	41.95
B-43102	Bearing Buddy	2328	2.328"	LM-67010	37.95	B-43102-23B	43.95
B-42440	Bearing Buddy (Boxed)	2441	2.441"	LM-15245	46.95	B-42440-23B	51.95

Bearing Buddy Stainless Steel - Pair



Part #	Description	Model	Hub Bore	Outer Race	List Price	With Bras	List Price
B-41204	Bearing Buddy	1781-SS	1.781"	LM-11910	\$ 58.95	B-41204-17B	\$ 68.95
B-42104	Bearing Buddy	1980-SS	1.980"	L-44610	41.95	B-42104-19B	49.95
B-42204	Bearing Buddy - Auto Check	1980A-SS	1.980"	L-44610	45.95	B-42204-19B	53.95
B-43104	Bearing Buddy	2328-SS	2.328"	LM-67010	52.95	B-43104-23B	61.95
B-42444	Bearing Buddy (Boxed)	2441-SS	2.441"	LM-15245	69.95	B-42444-23B	75.95
B-42714	Bearing Buddy	2717-SS	2.717"	14276	78.95	B-42714-23B	83.95

Bearing Buddy Bras - Pair



Part #	Description	Fits Bearing Buddy Models	List Price
BB-19B	Bra - Pair	1980, 1980A & 1980-SS	\$ 7.95
BB-17B	Bra - Pair	1781 & 1781-SS	7.95
BB-23B	Bra - Pair	2328, 2328-SS, 2441, 2441-SS & 2717-SS	7.95

Bearing Buddy Spindle Seals - Pair



- Eliminates excessive grease leakage caused by rough sealing surfaces
- Neoprene seals ride on smooth stainless steel surface
- Sizes to fit most common axles
- Sold as a pair

Part #	Use with Bearing Buddy Model	If Inner Bearing No. Is	List Price
B-60001	1980, 1980A & 1980-SS	L-44643	\$ 22.95
B-60002	1980, 1980A & 1980-SS	LM-48548 - L-68149	22.95
B-60005	1980, 1980A & 1980-SS	L-44649	22.95

Titan Hydraulic Disc Brakes



10HRAKIT

- Kits include E-coated integral hubs & rotors, calipers, mounting brackets & brake pads for one complete axle
- Hub & rotor assemblies are balanced as one unit for smoother ride - even braking - increased safety
- Calipers use standard GM brake pads
- Flexible brake lines sold separately

Part #	Brand	Axle Capacity	Rotor Size	Lugs	Circle	Wheel Size	List Price
10HRAKIT	Titan Premier	3,500 lbs	10"	5	4.5"	13" to 15"	\$ 607.95
T12EKIT	Titan Premier	5,200 / 6,000 lbs	12"	6	5.5"	15" & Larger	835.95

Stainless Steel Disc Brake Kits & Heavy Duty Brake Kits With Capacities Up to 10,000 lbs Available By Special Order

Reliable 7" Hydraulic Disc Brakes



DBCL-701-A

- 2,000 lbs capacity per axle
- 5 on 4 1/2" bolt centers - studed
- 7" brakes use 10" to 13" wheels,
- Mounts on 4-bolt brake flange
- Kit includes - caliper, pads, rotor, lug nuts, seal, bearings, races, dust cap & mounting hardware
- 10" kits are no longer available

Part #	Description	List Price
DBCA-701-A	7" Disc Brake Caliper Kit - Hydraulic - Left & Right Sides	\$ 343.95
DBCR-701-A	7" Disc Brake Caliper Kit - Hydraulic - Right	175.95
DBCL-701-A	7" Disc Brake Caliper Kit - Hydraulic - Left	175.95

Note: Reliable disc brake calipers & rotors are NOT interchangeable with Dexter disc brakes

Brake Backing Plates & Replacement Parts 2,000/2,200 lbs Axles

Part #	Description	Manufacturer	List Price
2,000 lbs Axles			
HBRH-0700	Backing Plate - Hydraulic - 7" - Right (Similar to Dexter K23-399)	Dexter Marine	\$ 101.95
HBLH-0700	Backing Plate - Hydraulic - 7" - Left (Similar to Dexter K23-398)	Dexter Marine	101.95
HBP-0700	Pair of Backing Plates - Hydraulic - 7" - Right & Left	Dexter Marine	199.95
EBRH-0700	Backing Plate - Electric - 7" - Right (Dexter No. K23-048)	Dexter	176.95
EBLH-0700	Backing Plate - Electric - 7" - Left (Dexter No. K23-047)	Dexter	176.95
EBP-0700	Pair of Backing Plates - Electric - 7" - Right & Left	Dexter	321.95
K71-466-00	Brake Shoe Kit - Dexter Hyd - 7" with Hold Downs Springs - 1 Side	Dexter	47.95
TK-5320	Spring Kit - Electric - 7" x 1 1/4" - Both Sides	Tekonsha	32.95
BHF4	Backing Plate Mounting Hardware - 4 Nuts & Washers	Generic	4.95



HBLH-0700



EBRH-0700

3,500 lbs Axles

Part #	Description	Manufacturer	List Price
3,500 lbs Axles			
HBRH-1000 §	Backing Plate - Hydraulic - 10" - Right (Similar to Dexter K23-313)	Titan	\$ 136.95
HBLH-1000 §	Backing Plate - Hydraulic - 10" - Left (Similar to Dexter K23-312)	Titan	136.95
HBP-1000 §	Pair of Backing Plates - Hydraulic - 10" - Right & Left	Titan	271.95
K23-313-00	Backing Plate - Hydraulic - 10" - Right	Dexter	230.95
K23-312-00	Backing Plate - Hydraulic - 10" - Left	Dexter	230.95
DHBP-10	Pair of Backing Plates - Hydraulic - 10" - Right & Left	Dexter	459.95
EBRH-1000	Backing Plate - Electric - 10" - Right (Similar to Dexter Part # K23-027)	TRP	102.95
EBLH-1000	Backing Plate - Electric - 10" - Left (Similar to Dexter Part # K23-026)	TRP	102.95
EBP-1000	Pair of Backing Plates - Electric - 10" - Right & Left	TRP	199.95
K23-027-00	Backing Plate - Electric - 10" - Right	Dexter	109.95
K23-026-00	Backing Plate - Electric - 10" - Left	Dexter	109.95
DEBP-10	Pair of Backing Plates - Electric - 10" - Right & Left	Dexter	217.95
1224503	Backing Plate - Self-Adjusting - Electric - 10" - Right (Similar to Dexter K23-469)	TRP	119.95
1222583	Backing Plate - Self-Adjusting - Electric - 10" - Left (Similar to Dexter K23-468)	TRP	119.95
TK-5003	Brake Shoes & Lining - Electric - 10" x 2 1/4" - One Side	Tekonsha	75.95
TK-5305	Dual Retractor Return Springs - 10" x 2 1/4" - Both Sides	Tekonsha	14.95
4856200	Adjusting Screw Kit - Hydraulic - One Side	Titan	34.95
TK-5404	Adjusting Screw Kit - Electric - One Side	Tekonsha	22.95
TK-5353	Hold Down Kit - Electric - 10" - Both Sides	Tekonsha	19.95
BHF4	Backing Plate Mounting Hardware - 4 Nuts & Washers	Generic	4.95
BHF4B	Backing Plate Mounting Hardware - 4 Bolts & Nuts	Generic	6.95



HBLH-1000



EBRH-1000

§ These hydraulic backing plates require a BHF4B mounting kit for installation

5,200 lbs Axles

Part #	Description	Manufacturer	List Price
5,200 lbs Axles			
HBRH-1200	Backing Plate - Hydraulic - 12" - Right (Dexter Part # K23-325)	Dexter	\$ 292.95
HBLH-1200	Backing Plate - Hydraulic - 12" - Left (Dexter Part # K23-324)	Dexter	293.95
HBP-1200	Pair of Backing Plates - Hydraulic - 12" Right & Left	Dexter	463.95
4489500	Free-Backing Brake Assembly - Hydraulic - 12" - Right	Titan	166.95
4489600	Free-Backing Brake Assembly - Hydraulic - 12" - Left	Titan	166.95
4847200KIT	Pair of Packing Plates - Free Backing Hyd. - 12" Right & Left	Titan	527.95
K71-268-00	Brake Shoe/Lining Kit with Hold Down Springs - One Side	Dexter	93.95
TK-5307	Single Retractor Return Spring Kit - 12" x 2" - Both Sides	Tekonsha	15.95
BHF5B	Backing Plate Mounting Hardware - 5 Bolts & Nuts	Generic	6.95



1222583



4489500

Rigid Hitch Recommends Replacing All Backing Plates in Pairs

Brake Backing Plates & Replacement Parts 6,000 lbs Axles



EBRH-1200



K23-105-00



EBLH-1200-HD



K23-451-00

Part #	Description	Manufacturer	List Price
6,000 lbs Axles			
EBRH-1200	Backing Plate - Electric - 12" - Right (Similar to Dexter K23-106)	TRP	\$ 146.95
EBLH-1200	Backing Plate - Electric - 12" - Left (Similar to Dexter K23-105)	TRP	146.95
EBP-1200	Pair of Backing Plates - Electric - 12" Right & Left	TRP	338.95
K23-106-00	Backing Plate - Electric - 12" - Right	Dexter	159.95
K23-105-00	Backing Plate - Electric - 12" - Left	Dexter	159.95
DEBP-12	Pair of Backing Plates - Electric - 12" Right & Left	Dexter	289.95
1224513	Backing Plate - Self-Adjusting - Electric - 12" - Right (Similar to Dexter K23-459)	TRP	139.95
1222593	Backing Plate - Self-Adjusting - Electric - 12" - Left (Similar to Dexter K23-458)	TRP	139.95
TK-5000DX	Brake Shoe & Lining - Electric - 12" - One Side	Tekonsha	86.95
TK-5404	Adjusting Screw Kit - Electric - 12" - One Side	Tekonsha	22.95
TK-5307	Single Retractor Return Spring Kit - 12" x 2" - Both Sides	Tekonsha	15.95
TK-5353	Hold Down Kit - Both Sides	Tekonsha	19.95
BHF5B	Backing Plate Mounting Hardware - 5 Bolts & Nuts	Generic	6.95

7,000 lbs & 8,000 lbs Axles

Part #	Description	Manufacturer	List Price
7,000 lbs & 8,000 lbs Axles			
EBRH-1200-HD	Backing Plate - Electric - 12" - Right (Dexter No. K23-181)	Dexter	\$ 199.95
EBLH-1200-HD	Backing Plate - Electric - 12" - Left (Dexter No. K23-180)	Dexter	199.95
EBP-1200-HD	Pair of Backing Plates - Electric - 12" Right & Left	Dexter	376.95
K23-435-00	Backing Plate - Elec. - 12 1/4" x 3 3/8" - Right - 4-Bolt	Dexter	540.95
K23-434-00	Backing Plate - Elec. - 12 1/4" x 3 3/8" - Left - 4-Bolt	Dexter	540.95
K71-127-00	Brake Shoe/Lining Kit - 12" x 2" - with Hold Down Springs - 1 Side	Dexter	85.95

10,000 lbs & 12,000 lbs Axles

Part #	Description	Manufacturer	List Price
10,000 lbs & 12,000 lbs Axles			
K23-451-00	Backing Plate - Elec. - 12 1/4" x 3 3/8" - Right - 7-Bolt	Dexter	\$ 482.95
K23-450-00	Backing Plate - Elec. - 12 1/4" x 3 3/8" - Left - 7-Bolt	Dexter	490.95

Rigid Hitch Recommends Replacing All Backing Plates in Pairs

Electric Brake Magnets

- Sizes to fit most electric brakes
- Fit right or left hand brakes

EBM-12



K71-378-00

Part #	Application	Shape	Wire	Manufacturer	List Price
TK-5106	Fits Dexter 10" Brakes - 3,500 lbs	Oval	Green	Tekonsha	\$ 89.95
EBM-10	Fits Dexter 10" Brakes - 3,500 lbs	Oval	Green	Lippert	42.95
K71-104-00	Fits Dexter 10" x 2 1/4" Brakes - 3,500 lbs	Oval	Green	Dexter	64.95
TK-5109	Fits Dexter & Hayes 12" Brakes - 6,000 lbs	Oval	White	Tekonsha	79.95
EBM-12	Fits Dexter & Hayes 12" Brakes - 6,000 lbs	Oval	Black	Lippert	74.95
K71-105-00	Fits Dexter 12" x 2" Brakes - 6,000 lbs	Oval	White	Dexter	51.95
TK-5114	Fits Dexter 12" Brakes - 7,000 lbs	Oval	Black	Tekonsha	106.95
K71-378-00	Fits Dexter 12 1/4" x 3 3/8" or 12 1/4" x 4" (1)	Oval	Red/Blk	Dexter	153.95
046-121-00	Brake Magnet U-Clip - Fits Magnet on Dexter 7" x 1 1/4" Brakes - Sold Each				2.95
027-050-00	Brake Magnet U-Clip - Fits Magnet on Dexter 12 1/4" x 3 3/8" Brakes - Sold Each				2.95
027-009-00	Brake Magnet U-Clip - Fits Magnet on Dexter 12" x 2" Brakes - Sold Each				2.55

(1) Replaces K71-376-00 (yellow wires), K71-377-00 (black wires) & old style K71-378-00 (blue wires).

Dexter Valcrum Trailer Hub Caps

- Aluminum alloy body
- Easy access drain port / fill port
- Oil level indicating window and magnetic vent plug that removes metallic particles



Part #	Description	List Price
021-212-10	2-7/8" Universal Threaded Hub Cap, Fits 7K-8K Axles	\$ 59.95
021-257-10	3-1/2" Universal Threaded Hub Cap, Fits 9K-10K GD Axles & #13G Drums	59.95
021-226-10	3-3/4" Universal Threaded Hub Cap, Fits 9K-16K Axles	59.95
021-298-10	4" Universal Threaded Hub Cap, Fits 10K-16K Axles	59.95
021-256-10	4" Universal Threaded Hub Cap, Fits 9K (After 10-1-89), 10K, 12K, & 15K Axles	59.95
★ 021-233-10	Universal Valcrum Hub Cap Wrench, 2-1/2 Hex With 2-1/4 Hex Insert For All Size Oil Caps	48.95
★ 021-234-10	Valcrum Oil Bath Cover Magnetic Vent Plug	7.95
★ 021-232-10	Universal Hubcap Redress Kit 021-232-10, Fits Valcrum Hub Caps Sold 2020 and Later	22.95



021-257-10

Dexter Surge Brake Actuators with Quick Lock Coupler

- Quick lock coupler will auto lock when lowered on to hitch ball
- Safety pin locks coupler to ball
- Cast steel ball clamp is stronger than stamped steel
- Cast steel latch handle is stronger, lays flatter for improved looks
- Large capacity aluminum master cylinder requires less refilling
- Large fill cap for easier refilling
- Coiled E-stop cable resists rust
- Grease fittings on roller pin for longer life & smoother operation
- Disc brake models include solenoid

Part #	Description	Brake Style	List Price
70520	Model DX6.6 Brake Actuator with 2" Coupler Bolt-on - Rated 6,600 lbs GTW	Drum	\$ 299.95
70519	Model DX6.6 Brake Actuator - with 2" Coupler Bolt-on - Rated 6,600 lbs GTW	Disc	319.95
70522	Model DX7.5 Brake Actuator with 2" Coupler Bolt-on - Rated 7,500 lbs GTW	Drum	429.95
70521	Model DX7.5 Brake Actuator with 2" Coupler Bolt-on - Rated 7,500 lbs GTW	Disc	439.95
70524	Model DX8.5 Brake Actuator with 2" Coupler Bolt-on - Rated 8,500 lbs GTW	Drum	515.95
70523	Model DX8.5 Brake Actuator with 2" Coupler Bolt-on - Rated 8,500 lbs GTW	Disc	548.95
Replacement Parts			
70519K	Disc Brake - Master Cylinder Kit "Enclosed" Includes Master Cylinder & Cap, 4 Mounting Screws with Washers, 2 Rollers with Matching Nuts & Bolts		288.95
70519KD	Drum Brake - Master Cylinder Kit "Enclosed" Includes Master Cylinder & Cap, 4 Mounting Screws with Washers, 2 Rollers with Matching Nuts & Bolts		284.95
11286	Disc Brake Solenoid - Used with Disc Brake Master Cylinder Only 370519K / 70461K		79.95
70412	Latch Kit Assembly - Drop N Go Coupler - Includes Latch, Spring, & Hitch Ball Block - for Serial #17927 and Above		84.95
48986A	Master Cylinder Cap with Internal Bladder		15.95

Note: many more models available - please contact customer service



70520



70522

Dexter Model DX8.0 Brake Actuators

- 8,000 lbs GTW - 800 lbs TW
- Bolt-on design for 3" wide tongue
- Includes breakaway device
- Formerly Titan Model 6

Part #	Description	Brake Style	List Price
4747200	Model DX8.0 with 2 5/16" Coupler	Disc	\$ 544.95
4846600183	Model DX8.0 with Adjustable Channel	Drum	1097.95
Attachments & Replacement Parts for Model DX8.0 Actuators			
074-325-00	Bolt-on 3" Lunette Ring with Hardware - Rated 21,000 lbs		111.95
18487	2 5/16" Coupler Repair Kit		89.95
12098	Drum Brake Orifice - Male 1/8" NPT, Female 3/8" 24 UNF		14.95
12426	Replacement Shock Absorber/Damper		90.95
4748800	12-Volt Backup Lockout Valve		69.95



4846600183

Dexter Model DX12.5 Brake Actuators



- 12,500 lbs GTW - 1,250 lbs TW
- Includes breakaway device
- Was Titan Model 10 - fits 3" wide tongue
- 2 5/16" ball coupler or lunette ring

Part #	Description	Brake Style	List Price
2478100	Model DX12.5 with 2 5/16" Coupler - Bolt-on	Drum	\$ 816.95
4750600	Model DX12.5 with 2 5/16" Coupler - Bolt-on	Disc	816.95
24046	Model DX12.5 with Adjustable Channel - Weld-On	Drum	661.95



Attachments & Replacement Parts for Model DX12.5 Actuators			
074-325-00	Bolt-on 3" Lunette Ring with Hardware - Rated 21,000 lbs		111.95
18487	2 5/16" Coupler Repair Kit		89.95
23744	Drum Brake Master Cylinder (3 7/16" Hole Centers)		171.95
12098	Drum Brake Orifice - Male 1/8" NPT, Female 3/8" 24 UNF		14.95
48306	Master Cylinder Cap		24.95
12426	Replacement Shock Absorber/Damper		90.95
4748800	12-Volt Backup Lockout Valve		69.95

Dexter Heavy Duty Surge Brake Actuators



- Cast steel 2 5/16" coupler with cast steel ball clamp & grease zerk
- Channel accepts adjustable coupler or lunette ring (sold separately)
- Safety pin locks coupler to ball
- Zinc plated cover resists corrosion
- Straight pull E-stop PVC coated & coiled cable included
- Dual shock dampeners provide smoother stopping action
- Large capacity aluminum master cylinder requires less refilling
- Wide mouth filler cap for easy fill
- Disc brake models include solenoid
- Solenoid can be cleaned / replaced with actuator attached to trailer

Part #	Description	Brake Style	List Price
70425	Model DX16.5 Brake Actuator - with 2 5/16" Coupler - Bolt-on - Rated 16,500 lbs GTW (Formerly Tie Down Model 165)	Disc	\$ 859.95
Optional Attachments for Adjustable Channel Model			
MK-58G8	Bolt & Nut Kit for 70420-3 Coupler - 5" x 5/8"-18 Grade 8		16.95
074-325-00	Bolt-on 3" Lunette Ring with Hardware - Rated 21,000 lbs		111.95

Note: Many more models available - please contact customer service

Dexter Model DX20EX Brake Actuators



- 20,000 lbs GTW - 2,000 lbs TW bolt or weld-on - fits 3" wide tongue
- Includes breakaway device
- Formerly Titan Model 20

Part #	Description	Brake Style	List Price
4042700	Model DX20EX - with 2 5/16" Coupler - Bolt-on	Drum	\$ 1075.95
4750700	Model DX20EX - with 2 5/16" Coupler - Bolt-on	Disc	1168.95
1899100	Model DX20EX - with Adjustable Channel - Weld-On	Drum	879.95



Replacement Parts for Model DX20EX Actuators			
18487	2 5/16" Coupler Repair Kit		89.95
23744	Drum Brake Master Cylinder (3 7/16" Hole Centers)		171.95
12098	Drum Brake Orifice - Male 1/8" NPT, Female 3/8" 24 UNF		14.95
48306	Master Cylinder Cap		24.95
7784	Replacement Shock Absorber/Damper for Model 20		88.95
4748800	12-Volt Backup Lockout Valve		69.95

Demco Brake Actuators with Ez-Latch Coupler

- Fits 3 inch trailer tongue
- Bolt-on styles are zinc plated, Weld-on styles are primed
- Includes manual breakaway device
- Demco's exclusive Ez-latch coupler locks when dropped onto hitch ball
- Integrated shock dampening design
- Disc brake models include solenoid

Part #	Description	Brake Style	List Price
8705001	Demco Brake Actuator - with 2" Coupler Bolt-on - Rated 7,000 lbs GTW, 700 lbs TW	Drum	\$ 369.95
8164311	Demco Brake Actuator - with 2 5/16" Coupler Bolt-on - Rated 16,000 lbs GTW, 1,600 lbs TW	Disc	745.95
8202022	Demco Brake Actuator - with Adjustable Channel Weld-on - Rated 20,000 lbs GTW, 2,000 lbs TW	Drum	559.95
Optional Attachments for Adjustable Channel Model			
074-325-00	Bolt-on 3" Lunette Ring - Includes Hardware - Dexter		111.95

Note: Many more models available - please contact customer service



Dexter / Titan Brakerite EHB & Brakerite II Electric/Hydraulic Brake Actuators

- Works with all electric brake controls on the market
- Models for disc or drum brakes
- Will brake up to 4 axles supplying maximum pressure as shown below
- Mounts easily to trailer frame

Part #	Description	Brake Style	List Price
4813100	Brakerite EHB Actuator for Disc Brakes	1,500 psi	\$ 1526.95
4822500	Brakerite EHB Actuator for Drum Brakes	1,000 psi	1526.95
4834100	Brakerite II Actuator for Disc or Drum Brakes		1321.95
4846000	Brakerite EHB Adapter Module - Use with OEM Controllers		110.95
4845900	Brakerite EHB Adapter Module - Same as Above with Plug		114.95
4813102PP	Complete Brakerite II System - with Module & Harness		1526.95
4844100	Pressure Reducer - Use on Brakerite II for Drum Brakes		54.95



Fulton Trailer Tongue Fold-Away™ Hinge Kits

- Bolt-on do-it-yourself kits provide professional results
- Bolt-on kits have Z-max 600-hour clear zinc finish for corrosion protection
- Weld-on kits are raw finished for easy welding & finish painting
- Bolt-on kits include hardware & require torx bit (not included)

Part #	Description	Capacity (1)	List Price
HDPB-23	Bolt-on Hinge Kit - Fits 2" x 3" Tongue	Up to 5,000 lbs	\$ 219.95
HDPW-23	Weld-on Hinge Kit - Fits 2" x 3" Tongue	Up to 5,000 lbs	175.95
HDPB-33	Bolt-on Hinge Kit - Fits 3" x 3" Tongue	Up to 5,000 lbs	253.95
HDPW-33	Weld-on Hinge Kit - Fits 3" x 3" Tongue	Up to 5,000 lbs	187.95
HDPB-34	Bolt-on Hinge Kit - Fits 3" x 4" Tongue	Up to 7,500 lbs	200.55
HDPW-34	Weld-on Hinge Kit - Fits 3" x 4" Tongue	Up to 7,500 lbs	152.78
HDPB-35	Bolt-on Hinge Kit - Fits 3" x 5" Tongue	Up to 9,000 lbs	312.95
HDPW-35	Weld-on Hinge Kit - Fits 3" x 5" Tongue	Up to 9,000 lbs	305.95

(1) Hinge weight capacity is dependent on trailer tongue length



Sherline Load-Master Trailer Tongue Weight Scale

- Scale makes it easy to measure weight at hitch or at trailer jack
- Solid billet steel & aluminum
- Gauge reads directly in pounds
- Great for trailer dealers, hitch installers or rental shops

Part #	Description	List Price
LM-1000	Trailer Tongue Weight Scale - 0 to 1,000 lbs Capacity	\$ 169.95
LM-2000	Trailer Tongue Weight Scale - 0 to 2,000 lbs Capacity	169.95
LM-5000	Trailer Tongue Weight Scale - 0 to 5,000 lbs Capacity	169.95



Trailer Tires without Rims



Axle Use	Tire Size	Tire Model	Load Range	Load Capacity	Tire Only Part #	List Price
2,000 lbs Axles with or without Brakes 3,500 lbs Axles without Brakes	12" Tire Only					
	4.80	K353	B	765	T-12100	\$ 62.95
	5.30	K353	C	1,045	T-12200	85.95
2,000 lbs & 3,500 lbs Axles with or without Brakes	13" Tire Only					
	B78	KR55R	C	1,360	T-13100	122.95
	ST175/80R	KR03	C	1,360	T-13200	144.95
	14" Tire Only					
	ST205/75R	K03	C	1,760	T-14100	202.95
	15" Tire Only					
	F78	K550	C	1,820	T-15100	149.95
	ST205/75R	KR03	C	1,820	T-15200	189.95
	ST225/75R	KR03	C	2,150	T-15300	231.95
5,200 lbs & 6,000 lbs Axles with or without Brakes	ST225/75R	KR03	D	2,540	T-15400	232.95
	16" Tire Only					
	ST235/85R	K-18	E	3,040	T-16100	342.95
	ST235/80R	KR03	E	3,520	T-16200	186.95
	ST235/85R	KR-18	F	3,960	T-16300	379.95
	ST235/85R	—	G	4,085	T-16400	312.95

Tire Codes: ST = Special Trailer

Wheel & Tire Assemblies

- Available with plain white, spoked or modular rims
- All rims are painted white



Axle Size	Tire Size	Bolt Hole	Load Range	Load Capacity	Plain Rim Part #	List Price
2,000 lbs Axles without Brakes Only	8" Wheel & Tire Assembly					
	4.80	4 - 4"	C	760	A-48084C*	\$ 88.95
		5 - 4½"	C	760	A-48085C*	88.95
	5.70	4 - 4"	C	910	A-57084C*	97.95
		5 - 4½"	C	910	A-57085C*	109.95
	18.5 x 8.5	4 - 4"	C	935	A-188584C	127.95
5 - 4½"		C	935	A-188585C	124.95	
2,000 lbs Axles with or without Brakes — 3,500 lbs Axles without Brakes	10" Wheel & Tire Assembly					
	20.5 x 8	4 - 4"	C	1,100	A-208104C	162.95
		5 - 4½"	C	1,100	A-208105C	158.95

Tire Code: ST = Special Trailer * 2 of these tires can be banded together to make 1 package § Available with 5 on 5 Rim - AS-20515C55

Greenball Wheel & Tire Assemblies with Galvanized Wheels

- Galvanized high speed tubeless wheels with 4 or 5-hole bolt pattern
- Used on trailers exposed to salt or brackish water
- Standard solid wheel design
- All Load Range C, see ratings above



Part #	Description	Load Capacity	List Price
GW-57085	5.70 x 8" - 5 on 4½" Bolt Pattern Galvanized Wheel & Tire	910	\$ 76.95

Rigid Hitch Hi-Mount Spare Tire Mount

- Fits tubing up to 3" wide by 4" high
- Mounts tire up & out 6" from trailer



Part #	Description	Wheel Size	List Price
RHSC-20	Hi-Mount Spare Mount - 4 or 5 Bolt Rims Only	8" to 15"	\$ 71.95

Note: Cannot be used with 18.5 x 8.5 or 20.5 x 8 tires. Does fit 5 on 5 rims.

Wheel & Tire Assemblies									
<ul style="list-style-type: none"> Available with spoked or modular rims 				White Spoked	White Modular	Silver Directional			
Tire Size	Bolt Hole	Load Range	Load Capacity	Spoke Rim Part #	List Price	Modular Rim Part #	List Price	Directional Part #	List Price
12" Wheel & Tire Assembly									
4.80	4 - 4"	B	785	AS-48124	\$ 118.95	—	—	—	—
	5 - 4½"	B	785	AS-48125	136.95	—	—	—	—
5.30	4 - 4"	C	1,045	AS-53124C	146.95	AM-53124C	\$ 152.95	—	—
	5 - 4½"	C	1,045	AS-53125C	152.95	AM-53125C	152.95	—	—
13" Wheel & Tire Assembly									
B78	5 - 4½"	C	1,360	AS-78135C	185.95	AM-78135C	182.95	—	—
ST175/80R	5 - 4½"	C	1,360	AS-17513C	216.95	AM-17513C	216.95	—	—
14" Wheel & Tire Assembly									
ST205/75R	5 - 4½"	C	1,760	AS-20514C	296.95	AM-20514C	295.95	AD-32115	283.95
15" Wheel & Tire Assembly									
F78	5 - 4½"	C	1,820	AS-77515C	246.95	—	—	—	—
ST205/75R	5 - 4½"	C	1,820	AS-20515C §	290.95	AM-20515C	291.95	AD-32386	288.95
ST225/75R	5 - 4½"	D	2,540	AS-22515D	345.95	AM-22515D	379.95	—	—
ST225/75R	6 - 5½"	D	2,540	AS-22516D	378.95	AM-22516D	378.95	AD-32677	317.95
16" Wheel & Tire Assembly									
ST235/80R	6 - 5½"	E	3,520	AS-23516E	379.95	AM-23516E	379.95	—	—
ST235/80R	8 - 6½"	E	3,520	AS-23518E	379.95	AM-23518E	329.95	—	—
ST235/85R	8 - 6½"	G	3,960	AS-23518G	479.95	AM-23518G	499.95	—	—

Tire Code: ST = Special Trailer § Available with 5 on 5 Rim - AS-20515C55

Wheel & Tire Assemblies

- Available with modular rims
- All rims are painted black

Axle Size	Tire Size	Bolt Hole	Load Range	Load Capacity	Modular Rim Part #	List Price
2,000 lbs Axles with or without Brakes — 3,500 lbs Axles without Brakes	12" Wheel & Tire Assembly					
	4.80	5 - 4 1/2"	C	990	BAM-48125C	\$ 125.95
2,000 lbs & 3,500 lbs Axles with or without Brakes	13" Wheel & Tire Assembly					
	ST175/80R	5 - 4 1/2"	C	1,360	BAM-17513C	208.95
	14" Wheel & Tire Assembly					
	ST205/75R	5 - 4 1/2"	C	1,760	BAM-20514C	177.95
	15" Wheel & Tire Assembly					
ST205/75R	5 - 4 1/2"	C	1,820	BAM-20515C	219.95	
5,200 lbs & 6,000 lbs Axles with or without Brakes	ST225/75R	6 - 5 1/2"	D	2,540	BAM-22516D	249.95
	16" Wheel & Tire Assembly					
ST235/85R	8 - 6 1/2"	E	3,520	BAM-23518E	315.95	

Tire Codes: ST = Special Trailer



Fulton Economy Spare Tire Mounts / Locks

- Fits 4 or 5 lug - 8" thru 15" wheels
- Heavy-duty 1/2" diameter construction
- Zinc plated to resist corrosion
- Includes lug nuts to secure wheel to frame

Part #	Description	Wheel Size	List Price
ETCLB	Econo Spare Tire Mount - Lock Not Included	8" to 15"	\$ 34.95
ETCSTL	Spare Tire Carrier with Lock	8" to 15"	57.95



Rigid Hitch Hi-Mount Spare Tire Mount

- Fits tubing up to 3" wide by 4" high
- Mounts tire up & out 6" from trailer

Part #	Description	Wheel Size	List Price
RHSC-20	Hi-Mount Spare Mount - 4 or 5 Bolt Rims Only	8" to 15"	\$ 71.95

Note: Cannot be used with 18.5 x 8.5 or 20.5 x 8 tires. **Does** fit 5 on 5 rims.

C.E. Smith Heavy Duty Spare Tire Carrier

- Hot-dipped galvanized
- 4 1/2" Offset - 5" rise

Part #	Description	Wheel Size	List Price
27310-G	HD Spare Carrier - 4 or 5 Bolt Rims Only	8" to 15"	\$ 51.95

Note: Cannot be used with 5 on 5 rims or with 18.5 x 8.5 or 20.5 x 8 tires

Fulton Hi-Mount Spare Tire Mount

- Heavy-duty, reinforced steel plate with Galva-tec® finish - silver
- Zinc plated mounting hardware
- Fits tubing up to 3" wide by 4" high

Part #	Description	Wheel Size	List Price
STC-100	Hi-Mount Spare Mount - 4 or 5 Bolt Rims Only	8" to 15"	\$ 79.95

Note: Cannot be used with 5 on 5 rims or with 18.5 x 8.5 or 20.5 x 8 tires

Fulton Heavy Duty Spare Tire Mount

- Mounts tire up & out from trailer
- Fits tubing up to 3" wide by 5" high

Part #	Description	Wheel Size	List Price
HDSTC-1	Heavy Duty Spare Mount - Zinc Plated	Up to 16 1/2"	\$ 116.95

Note: Cannot be used with 5 on 5 rims or with 18.5 x 8.5 or 20.5 x 8 tires

Dexter Side Mount Tire Carrier with Spindle

- Heavy duty carrier mounts both spare hub & spare tire
- Designed for hubs using 1 3/8" inner & 1 1/16" outer I.D. Bearings
- Fits tubing up to 3" wide by 4" high
- Hub, bearings & nut sold separately

Part #	Description	Wheel Size	List Price
48056	HD Spare Mount with Spindle - Tapered	Up to 15"	\$ 125.95

Note: Uses spindle nut Part # SN-1000 - sold separately

Stake Pocket-Mounted Spare Tire Carriers

- Fits most 3 1/2" & 3 3/4" stake pockets
- Mounts tire up & out 6" from pocket
- Fits most standard stake pockets & most 5-lug, 6-lug, or 8 lug wheels
- Installation hardware is included
- Black powder coat finish

Part #	Description	Wheel Size	List Price
RHSC-30	Rigid Hitch Stake Pocket-Mounted Tire Carrier - Black	12" to 16"	\$ 82.95

Notes: 8" lug on 6 1/2" circle will work only with 1/2" lug bolts - Cannot be used with 18.5 x 8.5 or 20.5 x 8 tires. **Does** fit 5 on 5 rims

- Fits most standard stake pockets & most 5-lug, 6-lug, or 8 lug wheels
- Mounts tires for extra clearance
- Mounts tire up & 6" out from pocket
- Installation hardware is included
- Black powder coat finish

Part #	Description	Wheel Size	List Price
5201012	Buyers Products Stake Pocket-Mounted Tire Carrier - Black	12" to 16"	\$ 101.95

Note: Cannot be used with 18.5 x 8.5 or 20.5 x 8 tires. **Does** fit 5 on 5 rims.

Stromberg RV Spare Tire Carriers

- Mounts to 4" square RV bumper
- Choose from fixed or folding style
- Includes all hardware & U-bolts
- Black painted finish

Part #	Description	Wheel Size	List Price
TR-1	Universal Rigid Mount Tire Carrier	12" to 15"	\$ 43.95
TR-2	Universal Folding Mount Tire Carrier	12" to 15"	46.95

Rigid Hitch In-Bed Spare Tire Bracket

- Mounts spare tire in pickup bed
- Black powder coat finish
- Gets tire out from under truck
- Universal - fits all brands of trucks*

Part #	Description	List Price
RHTC-35L*	Lockable In-Bed Spare Tire Bracket - Lock Not Included	\$ 38.95

* Note: Not recommended for trucks with aluminum beds



RHSC-20



27310-G



STC-100




HDSTC-1



48056



RHSC-30



TR-2



RHTC-35L

More Spare Tire Locks Available - See page 112

C. E. Smith Metal Trailer Fenders

- Sold individually, unpainted, un-drilled
- Heavy 16 gauge cold rolled steel

Part #	Wheel Size	Width	Length	Description	Inside	Outside	List Price
8325	8" - 9"	7"	20 1/2"	Single	Radius	Radius	\$ 54.95
8326	10" - 12"	7 1/2"	25 1/2"	Single	Radius	Radius	57.95
8420	10" - 13"	9"	27 3/8"	Single	Radius	Radius	72.95
8431	14" - 16"	9"	32"	Single	Radius	Radius	90.95
8433	14" - 16"	10"	32"	Single	Radius	Radius	82.95
8473 ♦	14" - 16"	10"	70"	Tandem Fender - No Valance	Radius	Radius	131.95
8465 ♦	14" - 16"	10"	70"	Tandem Fender - Drop Valance	Radius	Radius	257.95
8386	13" - 15"	10"	36"	Jeep Type	Radius	Radius	115.95



C. E. Smith Galvanized Metal Trailer Fenders

- Sold individually - can be painted
- Heavy 16 gauge cold rolled steel

Part #	Wheel Size	Width	Length	Description	Radius	List Price
17701-G	12"	7 1/2"	23 1/2"	Single	1 1/4"	\$ 46.95
17201-G	13" - 14"	9"	64"	Tandem Fender - No Valance	1 1/4"	129.95

Fulton Plastic Trailer Fenders

- Sold individually - white - non-paintable
- Built strong enough to stand on

Part #	Wheel Size	Width	Length	Description	Top Step	Side Step	List Price
WB-8540	8"	7"	20 1/2"	Single	No	No	\$ 69.95
WB-8542	12"	7 1/2"	24"	Single	Yes	No	85.95
WB-8543	13"	9"	29"	Single	Yes	No	109.95
WB-8572	12"	7 1/2"	33 1/2"	Single	Yes	Yes	108.95
WB-8573	13"	9"	40"	Single	Yes	Yes	133.95
WB-8574	14"	9 3/4"	43"	Single	Yes	Yes	133.95



C. E. Smith Aluminum Britetread Fenders

- Tread plate is bright 14 ga. aluminum
- Mounting brackets sold separately

Part #	Wheel Size	Width	Length	Description	List Price
17701ATB	12"	7"	23 1/2"	Aluminum Britetread Fender - Round	\$ 87.95
17100ATB	14"	10"	32"	Aluminum Britetread Fender - Round	175.95
18041ATB	13" - 15"	10"	36"	Aluminum Britetread Fender - Jeep Type	215.95



Rigid Hitch Fender Backs

- Sold individually - can be painted
- Encloses fender back - protects cargo
- Heavy 16 gauge rolled steel
- Require fitting & welding to install

Part #	Description	Fits Fender No.	List Price
🇺🇸 FBS-1	Single Fender Back	8420	\$ 68.95
🇺🇸 FBS-2	Single Fender Back	8431 & 8433	46.95
🇺🇸 FBS-3	Tandem Fender Back	8465 & 8473	125.95



C. E. Smith Galvanized Fender Mounting Brackets

- Pre-punched for 3/8" bolts
- Hardware is not included
- 2 pair of galvanized brackets for mounting round fenders

Part #	Description	Fender	Tire Size	List Price
26062GA	Fender Mounting Brackets - 2 Brackets	7" Wide	8" - 12"	\$ 29.45
26099GA	Fender Mounting Brackets - 2 Brackets	8" - 9" Wide	13" - 15"	38.95



C.E. Smith Rubber Rollers



Part #	Description	Style	Diameter	Length	I.D.	List Price
29500	Deep V Keel Roller	A	3 1/2"	12"	5/8"	\$ 35.95
29501		A	3 1/2"	10"	5/8"	32.95
29502		A	3 1/2"	8"	5/8"	23.95
29522	Spool Rollers	B	3"	5"	5/8"	11.95
29523		B	3"	5"	1/2"	12.95
29524		B	3"	4"	5/8"	11.95
29525		B	3"	4"	1/2"	10.95
29532	Wobble Roller	D	4 3/8"	4 3/8"	3/4"	25.95
29530	Ribbed Wobble Roller	E	4 3/8"	3"	3/4"	16.95
29537		E	5"	3"	1 1/8"	23.95
29550	Y-Stop	C	Span 7"	4" x 4"	1/2"	29.95
29551		C	Span 6"	3" x 3"	1/2"	22.95
29540	Bow Roller	F	3"	3"	1/2"	9.95
29541		F	3 1/2"	4"	1/2"	11.95

C.E. Smith Roller Brackets, U-Bolts & Shafts



Part #	Description	Width	List Price
10403G	V-Keel - Roller Bracket Assembly - Black	8"	\$ 69.95

Part #	Description	Roller Size	Mounting Center	List Price
10300G	One-Piece Bracket	4" x 5/8"	2"	\$ 19.95
10301G	One-Piece Bracket	5" x 5/8"	3"	19.95
10303G	One-Piece Bracket	8" x 5/8"	6"	25.95
10305G	One-Piece Bracket	12" x 5/8"	10"	28.95
10500G	Two-Piece Bracket	Variable x 5/8"	Variable	21.95
32003G	Keel Roller Bracket		3" Tongue	47.95

U-Bolt Pack - Includes One U-Bolt - Two Flat Washers - Two Lock Nuts

Part #	Description	Width	Length	List Price
15251A	7/16" U-Bolt - Zinc Plated	2 1/8"	4"	\$ 9.95
15252A	7/16" U-Bolt - Zinc Plated	3 1/8"	3"	9.95
15253A	7/16" U-Bolt - Zinc Plated	3 1/8"	4"	10.95
15254A	7/16" U-Bolt - Zinc Plated	4 1/8"	3"	11.95

Roller Shafts with Two Cap Nuts

Part #	Description	Length	O.D.	List Price
10700A	Roller Shaft with Cap Nuts	5 1/4"	1/2"	\$ 8.95
10701A	Roller Shaft with Cap Nuts	6 1/4"	1/2"	9.95
10725A	Roller Shaft with Cap Nuts	9 1/4"	5/8"	11.95
10727A	Roller Shaft with Cap Nuts	13 1/2"	5/8"	13.95

C.E. Smith Bunkboard & Post-Style Boat Guide-Ons

- All have adjustable galvanized posts
- All sold in pairs
- Light brackets for mounting 440-style tail lights - with hardware



Part #	Description	List Price
27600	Bunkboard Style Boat Guide-On - Adjustable 5 ft Bunks	\$ 186.95
27650A	Guide-On Light Brackets - Post Style with Hardware & Wire	51.95
27740	40" Post Guide-Ons with LED Lamps - 2" PVC, Brackets & Hardware	120.95
27620	PWC Trailer Guide-Ons - 40" Tall, 2" PVC, Brackets & Hardware	149.95
27626	40" Post Guide-Ons - Black PVC with Galvanized Hardware	131.95
27646	60" Post Guide-Ons - Black PVC with Galvanized Hardware	149.95
27656A	LED Post Guide Lamps for 2" PVC - Red/Amber Lens	57.95

Blaylock Ez Jack & RV Leveler

- Works as an easy-to-use jack on trailers with multiple axles
- Put Ez Jack under a good tire, drive onto it & lift the flat tire
- Rated 20,000 lbs, weighs just 11 lbs
- Also works as a trailer leveler for RV & concession trailers
- Turn Ez Jack over and it also functions as a wheel chock
- Heavy cast aluminum construction



Part #	Description	List Price
EZ-100	Ez Jack & RV Leveler - 22" Long x 6" Wide x 6" Tall	\$109.95

Motorcycle Wheel Chocks

- Stabilizes motorcycle when strapped down for transport
- Accepts up to 5 1/2" wide wheel
- Bolts to trailer floor & removes easily when not in use
- Painted or stainless steel designs

Part #	Description	List Price
RA-17	Rack'em Wheel Chock & Mounting Base - Silver-Gray Enamel	\$ 77.95
RA-17SS	Rack'em Wheel Chock & Mounting Base - Stainless Steel	117.95
RA-17B65	Rack'em Mounting Base Only For Above - Silver-Gray Enamel	51.95



- Permanent bolt-down or removable designs for truck beds, trailers or garage floor
- Fits up to 5 1/2" wide tires
- Installation hardware included

Part #	Description	List Price
WC-181212	Buyers Wheel Chock - 18" Long x 12" Wide x 12 1/4" Tall - Black	\$ 53.95
WC-151013	Buyers Drive-In Wheel Chock - 15 1/2" L x 10 1/2" W x 13 1/8" H - Hardware Included - Black Powder Coat Finish	154.95



Hopkins Rhinoramps & Heavy Duty Chock And Block

- Rhinoramps provide 8 1/2" of lift
- 17° Angle for low clearance vehicles
- Made of heavy duty structural foam
- Wide or extra-wide tire width
- Chock and block can be used as a trailer stand or wheel chock
- Center hole accepts 2" jack tube
- Perfect for boat, RV or camper

Part #	Description	List Price
11909	Rhinoramps - Pair - 12,000 lbs Capacity - 36" L x 12" W	\$ 95.95
11912	Rhinoramps Max - Pair - 16,000 lbs Capacity - 36" L x 13" W	121.95
11933	Chock And Block - Single - 6 1/2" Wide x 4 1/2" Tall	54.95



Buyers Wheel Chocks

- WC-1086 & WC-2556A feature reinforced rubber design & chain eye - sold each
- WC-24483 chocks front & rear & has reflective tape on all 3 sides for improved visibility

Part #	Description	List Price
★ WC-1467A	Buyers Rubber Wheel Chock - Sold Each - 5" x 6" x 5"	\$ 25.95
WC-1468A	Buyers Rubber Wheel Chock - Sold Each - 8" Width	37.95
WC-1086	Buyers Rubber Wheel Chock - Sold Each - 10" W x 8" L x 6" H	49.95
WC-2556A	Buyers Heavy-Duty Rubber Wheel Chock - Sold Each - 7" x 10 1/4" x 8"	90.95
WC-24483	Buyers Rubber Wheel Chock Set with Rope - 4" x 4" x 8" - Ribbed	81.95



WC-1086



WC-24483

Fastway One Step™ Tandem Axle Wheel Chocks

- The fastest, easiest way to chock your trailer wheels
- Adjusts to fit 16" to 24" space between tires - XL model up to 30"
- No bending or kneeling
- Hold the one stop chock by the cable handle, slide it between the tires & step down on the arms
- Zinc plated wedges & red powder coated arms resist corrosion

Part #	Description	List Price
84-00-4000	One Step Wheel Chock - One - 16" To 24" Between Tires	\$ 89.95
84-00-4840	One Step Wheel Chocks - Pair - 16" To 24" Between Tires	162.95
84-00-4150	One Step XL Wheel Chock - One - Up To 30" Between Tires	110.95



84-00-4000



SP-1500-241P

Sierra Pacific Cam Action Trailer Door Locks

- Includes top & bottom ductile iron keepers & lugs, pipe retainers, handle & bracket assembly & hasp
- Installation requires welding handle to pipe - 3/4" inner diameter pipe not included
- Mounting hardware not included

Part #	Description	List Price
SP-1500-141P	Cam Action Door Lock - Uses 3/4" Pipe - Not Included	\$ 84.95
SP-1500-241P	HD Cam Action Door Lock - Uses 3/4" Pipe - Not Included	128.95



SP-1430-01-80

Sierra Pacific Economy Side Door Lock

- All steel lock allows entire length of pipe to cam over door
- Zinc plated to resist corrosion
- Includes 2 hinge assemblies, handle & bracket assembly & hasp
- Available with or without 3/4" pipe

Part #	Description	List Price
SP-1400-342P	Economy Side Door Lock - Pipe Not Included	\$ 58.95
SP-1430-01	Economy Side Door Lock - Pre-Welded with 36" Pipe	87.95
SP-1430-01-80	Above 36" Side Door Lock Plus DL-80 Shackle Lock	218.95
SP-1430-48	Economy Side Door Lock - Pre-Welded with 48" Pipe	87.95

SP-H308003



SP-H312005

Sierra Pacific Embossed Steel Trailer Door Hinges

- Zinc plated to resist corrosion
- "Over the seal" models have 2" bridge to clear seals or moldings
- Hinge straps are made of 8 gauge steel
- Available in 8" or 12" lengths
- All have non-removable hinge pins
- Reverse bracket models allow door to swing 270 degrees

Part #	Description	Length	List Price
SP-H308003	Square Corner Hinge with Reverse Bracket	8"	\$ 26.95
SP-H312003	Square Corner Hinge with Reverse Bracket	12"	30.95
DH-2508	Narrow Bracket "Over the Seal" Hinge	8"	29.95
SP-H312005	Narrow Bracket "Over the Seal" Hinge	12"	29.95

SP-1300



SP-220-300SS

Sierra Pacific Flexible Rubber Hold Downs & Stop Bumpers

- Hold downs have stainless brackets
- No mechanical parts to wear out

Part #	Description	List Price
SP-220-100SS	Mini Size Flexible Rubber Hold Down - 2 1/4" Length	\$ 12.95
SP-220-300SS	Mid-Size Flexible Rubber Hold Down - 4" Length	20.95
SP-1300	Radial Top Rubber Bumper - 2 1/2" Diameter, 1" Tall, 3/8" Hole	7.95
SP-1310	Flat Top Rubber Bumper - 1" Diameter, 1 3/4" Tall, 3/16" Hole	5.95

SP-601-SS



SP-626G

SP-60202

SP-602

SP-616ZN-619

SP-620

Sierra Pacific Trailer Door Holders

- Choose zinc plated, stainless steel, plastic or die-cast aluminum
- Mount with #10 screws (not included)
- Plungers & sockets sold separately
- Hold Tite door holders have rigid steel wire hook

Part #	Description	Length	List Price
SP-601	Zinc Plated Hold Tite Straight Door Holder	4"	\$ 8.95
SP-601-SS	Stainless Hold Tite Straight Door Holder	4"	16.95
SP-609ZN	Zinc Plated Hold Tite Straight Door Holder	6"	8.95
SP-609-SS	Stainless Hold Tite Straight Door Holder	6"	24.95
SP-626G	Straight Plastic Door Holder	5 1/2"	5.95
SP-628G	Straight Plastic Door Holder	7 1/2"	6.95
SP-60202	Zinc Plated 45° Door Holder	4"	10.95
SP-602	Zinc Plated 90° Door Holder	2"	8.95
SP-602SS	Stainless Steel 90° Door Holder	2"	18.95
SP-615ZN	Plunger - No Socket or Hardware	2 5/8"	7.95
SP-616ZN	Plunger - No Socket or Hardware	3 1/8"	7.95
SP-619	Socket with Rubber Insert - No Plunger or Hardware		9.95
SP-620	Die-Cast Aluminum Door Holdback - 2" Hook & Keeper		15.95
SP-620-01	Die-Cast Aluminum Door Holdback - 4" Hook & Keeper		15.95

Sierra Pacific Aluminum & Steel Assist Handles

- 1/2" diameter assist handles
- 2" high with 7" grab area
- Holes are drilled & countersunk for 1/4" screws (hardware not included)



Part #	Description	List Price
DH-816A	Aluminum Assist Handle - Plain Finish	\$ 14.95
SP-987CH	Steel Assist Handle - Commercial Chrome Finish	12.95

Luverne Retractable Highrise Folding Rear Entry Step

- Greatly enhances safety for climbing in and out of the trailer or cargo area
- 600-pound work load limit - High-strength 7-gauge steel construction
- Auto-stowing polurethane roller mechanism prevents damage when backing up
- Grated steps provide exceptional traction, even when wet



Part #	Description	List Price
409924L	Rear Step Fits 4" Bumper Beam on Most Semi Trailers, Box Trucks and Flat Decks (1)	\$ 291.95
409925L	Rear Step Fits 5" Rectangular Bumpers & 6 1/2" or 7 1/2" Rectangular Bumpers with A V-Front (2)	338.95

Note: (1) Minimum pocket size 12.8" wide x 12.25" deep from the back of the bumper in stored position (15.75" needed from bottom of bumper to deck; 6.25" ground clearance required below bumper) (2) Minimum pocket size 12.8" wide x 12.75" deep from the back of the bumper in stored position (17.63" needed from bottom of bumper to deck; 3.5" ground clearance required below bumper)

Sierra Pacific Folding Assist Steps

- Designed for use on trucks & trailers
- Spring holds assist open or closed
- Supports up to 450 lbs
- Mounting hardware sold separately

Part #	Description	List Price
SP-876ZN	Large 6.5" x 5" Folding Step - Zinc Plated Finish	\$ 50.95
SP-874CH	Large 6.75" x 6.5" Folding Step with Gasket - Chrome Finish	99.95
SP-875ZN	Folding Assist Step - 2.2" x 4.3" - Zinc Plated Finish	24.95

SP-875ZN



SP-874CH

Buyers Ez Gate™ Trailer Tailgate Assist

- Reduces lifting by 90%
- Works on tailgates up to 180 lbs
- Black powder coat finish
- Mounting hardware included


Part #	Description	List Price
5201000	Ez Gate Trailer Tailgate Assist - 71" Length, 2 1/2" Diameter	\$ 300.95



Rack'em Trailer Tailgate Lift Assist

- Reduces 134 lbs tailgate to just 5 lbs
- 4-bolt installation hardware included
- Patented 2-spring design for extra power - no need for two units


Part #	Description	List Price
RA-27	Double Barrel Tailgate Lift Assist - 54" x 4 3/4" x 2 1/4"	\$ 325.95



Stake Pockets, Rack Connectors & Tilt Latches

- Parts for building trailers
- Weld-on and bolt-on models

Part #	Description	Style	List Price
B-2373C	Unfinished Weld-On Stake Pocket - Straight - 3 1/2" x 1 3/4"	A	\$ 21.95
B-2373K	Unfinished Weld-On Stake Pocket - Straight - 3" x 1 1/2"	A	19.95
B-2373R	Unfinished Weld-On Stake Pocket - Straight - 3 1/2" x 1 1/2"	A	14.95
B-2373G	Unfinished Bolt-On Stake Pocket - Straight - 3" x 1 1/2"	B	11.95
45004G-8	Unfinished Bolt-On Stake Pocket - Straight - 2-1/2" x 1-1/2" x 3-1/2"	B	61.95
B-2585BZ	Zinc Stake Rack Connector Set - Straight - (Set = 4 Pcs.)	C	28.95
B-2591BZ	Zinc Stake Rack Connector Set - Corner - (Set = 4 Pcs.)	C	24.95
B-2588BZ	Zinc Plated Security Latch Set - Straight - (Set = 4 Pcs.)	D	18.95
B-2589BZ	Zinc Plated Security Latch Set - Corner - (Set = 4 Pcs.)	D	22.95
B-2575	Spring Latch - Spring Loaded - Can Be Locked Open	F	13.95
B-2595BZ	Zinc Plated Spring Latch - 1/2" Pin -	F	12.95
B-2596	Heavy Duty Zinc Plated Spring Latch - 3/4" Pin	F	20.95
SP-J2089-02	Zinc Plated Tipper Latch for Tilt Bed Trailers	G	19.95
SP-1159-03	Weld-On Spring Latch - Can Be Locked Open	H	17.95





Buyers Forged D-Ring for Stake Pockets

- Fits common flush and outside stake pockets.
- Provides convenient tie point for your chains or straps.
- Corrosion-resistant black powder-coated finish.
- D-rings are not approved for overhead use.

Part #	Description	List Price
B32SP	3/8" Forged Stake Pocket D-Ring with 1 1/2" I.D.	\$ 44.95
B28SP	3/8" Forge Stake Pocket D-Ring with 2" I.D.	37.95
B38SP	1/2" Forged Stake Pocket D-Ring with 2 1/2" I.D.	43.95

Weld-On or Bolt-On Tie-Down Attachment Hardware

- Floor or wall mounts
- Style "F & J" rings are weld-on models
- For trailers or trucks
- Recessed & surface mount models

Part #	Mounting	Description	Working Load Limit	Style	List Price
B-20	Surface	Zinc Plated Rope Ring - 1" Ring	800 lbs	A	\$ 5.95
B-20-10	Surface	10 Pack of Zinc Plated Rope Rings - 1" Ring	800 lbs	A	38.95
B-23	Surface	Zinc Plated Rope Ring - Zinc Plated - 1 1/2" Ring	400 lbs	A	4.95
B-23-10	Surface	10 Pack of Zinc Plated Rope Rings - 1 1/2" Ring	400 lbs	A	36.95
SP-864SS	Surface	Stainless Steel Rope Ring - 1 1/2" Ring	566 lbs	A	18.95
B-601	Recessed	Zinc Plated Rope Ring - 5" x 3 1/2" O.D.	285 lbs	B	11.95
B-601-10	Recessed	10 Pack of Zinc Plated Rope Rings - 5" x 3 1/2" O.D.	285 lbs	B	108.95
B-701SM	Surface	Zinc Plated Rope Ring - 4" O.D.	265 lbs	C	7.95
B-701SM-10	Surface	10 Pack of Zinc Plated Rope Rings - 4" O.D.	265 lbs	C	76.95
B-705	Surface	Zinc Plated Rope Ring - 4" O.D.	1,000 lbs	C	7.95
B-705-10	Surface	10 Pack of Zinc Plated Rope Rings - 4" O.D. -	1,000 lbs	C	76.95
7622-BP	—	Backing Plate - Fits B-20, B-23, B-601 & B-701Sm	—	—	12.95
B-38RP	Recessed	Tie-Down D-Ring - Zinc - 5 1/4" O.D. Pan, 3 1/2" O.D. Ring	4,080 lbs	D	33.95
SP-890ZN-01	Recessed	Zinc Plated Tie-Down Ring - 4 1/2" Square	2,000 lbs	E	11.95
SP-890ZN-01-10	Recessed	10 Pack of Zinc Plated Tie-Down Rings - 4 1/2" Square	2,000 lbs	E	89.95
801-BP	—	Backing Plate - Fits SP-890ZN-01 Tie-Down Ring	—	—	12.95
BBP-801	Recessed	Tie-Down Ring & Backing Plate - SP-890ZN-01 & 801-BP	2,000 lbs	E	27.95
SP-895	Recessed	Heavy Duty Tie-Down Ring - 4" Rotating	2,000 lbs	H	30.95
901-BP	—	Backing Plate - Fits SP-895 Tie-Down Ring	—	—	13.95
BBP-901	Recessed	HD Tie-Down Ring with Backing Plate - B-901 & 901BP	2,000 lbs	H	44.95
E-59170	Surface	Tie-Down D-Ring - Zinc Finished - 2 1/4" Ring	1,666 lbs	A	12.95
E-59111	Surface	Tie-Down D-Ring - Yellow Zinc - 3 3/8" Ring	3,666 lbs	A	20.95
B-38	Surface	Unfinished Tie-Down D-Ring - 3 1/2" Ring	4,000 lbs	A	15.95
B-38-10	Surface	10 Pack of Unfinished Tie-Down D-Rings - 3 1/2" Ring	4,000 lbs	A	147.95
B-40	Surface	Unfinished Weld-On Tie-Down Ring - 4 1/4" Ring	6,000 lbs	F	20.95
B-40-10	Surface	10 Pack of Weld-On Tie-Down Rings - 4 1/4" Ring -	6,000 lbs	F	196.95
E-59168	Surface	Unfinished Weld-On Tie-Down Ring - 4-1/4" Ring	5,000 lbs	F	31.95
E-59169	Surface	Unfinished Weld-On Tie-Down Ring - 4-7/16" Ring	6,666 lbs	F	43.95
B-46	Surface	Unfinished Weld-On Tie-Down Ring - 4 1/2" Ring	9,000 lbs	F	24.95
B-46-10	Surface	10 Pack of Unfinished Weld-On Tie-Down Rings - 4 1/2" Ring	9,000 lbs	F	233.95
B-48	Surface	Unfinished Weld-On Tie-Down Ring - 5" Ring	15,000 lbs	F	32.95
B-48-10	Surface	10 Pack of Unfinished Weld-On Tie-Down Rings - 5" Ring	15,000 lbs	F	313.95
B-50	Surface	Unfinished Weld-On Tie-Down Ring - 6" Ring	15,000 lbs	F	37.95
B-5055	Surface	Unfinished Weld-On Tie-Down Ring - 5 1/2" - Offset	15,000 lbs	F	37.95
B-51	Surface	Unfinished Weld-On Rotating Tie-Down Ring - 1" Diameter, 4" x 3" I.D. Forged Ring	15,586 lbs	J	75.95
B-52	Surface	Unfinished Weld-On Rotating Tie-Down Ring - 1" Diameter, 3 1/2" x 3" I.D. Forged Ring with 55° Angle	15,586 lbs	J	80.95
SP-E209	Surface	Eyebolt - Threads 3/8"-16 x 1 1/4", 1" Diameter Eye (1)	1,300 lbs	G	10.95
SP-E215	Surface	Eyebolt - Threads 1/2"-13 x 1 1/2", 1 3/16" Diameter Eye (1)	2,400 lbs	G	13.95
SP-E221	Surface	Eyebolt - Threads 5/8"-11 x 1 3/4", 1 3/8" Diameter Eye (1)	4,000 lbs	G	18.95
TGBE3125	Weld-On	Steel Banjo Eye - Fits 5/16" Chain	—	I	15.95
TGBE3138	Weld-On	Steel Banjo Eye - Fits 3/8" Chain	—	I	15.95

Note: Per Federal DOT Requirements, working load limit is 1/3 of the rated capacity
 (1) Capacity listed is for vertical lifting only. At 45° angle, capacity is reduced by 1/4.



Trailer Registration Document Holders

- Convenient storage for trailer registration, maintenance records & other important documents
- Holders are weather resistant to keep documents safe & dry
- Stainless steel, aluminum or plastic

Part #	Brand	Description	List Price
DH-9441	Tectran	Aluminum Manifest Holder - 8 1/2" x 13" x 1 1/2"	\$ 40.95
DH-9442	Tectran	Aluminum Tube-Style Document Holder - 9" Length	48.95
DH-9443	Tectran	Lexan® Document Holder - 1 1/2" x 3 3/4" x 6"	61.95
DH-9444	Tectran	Cast Aluminum Document Holder - 1 1/2" x 3 3/4" x 6"	84.95
5201100	Buyers	Stainless Steel Tube-Style Document Holder - 1 5/8" Diameter x 9" Length Tube	40.95
DH-9445	Tectran	Round Plastic Holder with Snap-On Lid - 4 1/2" Diameter	26.95
DH-9446	Tectran	Round Plastic Holder with Twist-Lock Lid - 4" Diameter	26.95
5201101	Buyers	Round Plastic Holder with Twist-Lock Lid - 4" Diameter	21.95



Sierra Pacific Trailer License Plate Holder

- Holds full size license plate
- Made of black UV resistant plastic
- 2 stainless steel plate mounting screws included

Part #	Description	List Price
SP-P1050BK	License Plate Holder - Black Plastic - 14 3/8" x 8 3/8"	\$ 9.95



Suyers Conduit Carrier Kit Fits 6" PVC

- Includes cast aluminum door, end cap, U-bolts & saddle brackets
- Uses 6" diameter PVC (not included)
- Keeps conduit safe, secure & clean
- Door features spring loaded latch mechanism, padlock tab & rubber gasket for weather resistance
- Mounts to ladder rack (not included)

Part #	Description	List Price
CC-600	Conduit Carrier Kit - Conduit Not Included	\$ 169.95



Buyers Vertical Mount Traffic Cone Holder

- Provides easy access to traffic cones
- Ideal for vehicles with limited storage space
- Silver powder coat finish - zinc base
- Holds ten 18" or five 28" cones
- Pre-drilled to mount to any vertical surface (hardware not included)
- Cone holder is 22" tall

Part #	Description	List Price
TCH10V	Vertical Mount Traffic Cone Holder	\$ 37.95



Buyers Landscape Equipment Organization

Part #	Description	List Price
★ LT12	3-Position Snap-In Trimmer Rack for Enclosed Landscape Trailers <ul style="list-style-type: none"> • Easy snap-in design allows for effortless storage of up to 3 trimmers (trimmers not included) • Stainless steel springs maintain snap back even with repeated daily use • Vinyl-coated hooks protect trimmers from scratches while the trailer is in motion 	\$ 269.95
★ LT13	3-Position Channel Style Lockable Trimmer Rack For Open Landscape Trailers <ul style="list-style-type: none"> • Rack easily mounts to any open trailer and holds up to three trimmers (trimmers not included). • Channel and flat pin design adjusts to three settings to provide a tight hold on trimmers and reduce rattle. • Vinyl-coated hooks protect trimmers from scratches while trailer is in motion. 	269.95
★ LT20	Backpack Blower Rack <ul style="list-style-type: none"> • Rack mounts on any style trailer to keep backpack blowers out of the way and easily accessible. • Secures backpack blowers onto spring latch hook until ready to use. • Rubber straps keep equipment securely in place while vehicle is in motion. • Black powder-coated steel resists rust and maintains strength season after season. • Add a padlock for extra security while on the job (padlock not included). 	99.95
★ LT35	Vertical Hand Tool Rack <ul style="list-style-type: none"> • Versatile rack mounts on rail of open style trailers and can hold up to six straight-handle tools (not included). • Rack includes rubber grommets which protect tools and handles while trailer is in motion. 	122.95
★ LT40	Trimmer Spool Line Bracket <ul style="list-style-type: none"> • Bracket mounts to any style trailer for easy access to trimmer line. • Holds one 3 or 5 lb line spool (not included) and keeps line tangle-free. • Tuck the trimmer line into the "S" style extension bracket to quickly find the end. 	33.95
★ 5201007	5 Gallon Wire Form Water Cooler Rack <ul style="list-style-type: none"> • Keeps your cooler accessible and the floor of your trailer clear. • Adjustable nylon strap makes it easy to secure your cooler. • Includes mounting hardware. 	72.95



LT12 Trimmers not included



LT40

5201007





Carabiner-Style Bungee Cords & Quick Anchor

- Patented hook locks into place with multiple locking positions for application flexibility
- Carabiner style bungee cords have spring gate locks - 3 times stronger than conventional cords & hooks
- Place Quick Anchor in door jamb for an instant anchor point on vehicle - 400 lbs working load limit

Part #	Description	List Price
K-06152	24" Carabiner Style Bungee Cord - Keeper	\$ 9.95
K-06158	48" Carabiner Style Bungee Cord - Keeper	8.95
861220	7" Length Quick Anchor Point - Pair - Pro Grip	15.95



Cam Buckle-Style Tie-Down Straps

- Soft webbing & coated hooks will not scratch cargo
- TCS cam buckle has non-slip, spring-loaded locking action
- With buckle in locked position strap can be pulled thru to desired length
- To release, simply pull on the release tab & the load is free

Part #	Description	Working Load Limit	List Price
E-05729	TCS Cam Buckle Tie-Downs - 1" x 6 ft with S-Hooks & Loop - Pair	400 lbs	\$ 36.95
K-05715	Cam Buckle Motorcycle Tie-Downs - 1" x 5 1/2 ft with S-Hooks - Pair	400 lbs	21.95
K-05108	4 Pack of Cam Buckle Tie-Downs - 1" x 5 1/2 ft with S-Hooks	300 lbs	28.95
K-05110	Cam Buckle Tie-Down - 1" x 10 ft with S-Hooks - Single	400 lbs	13.95
E-05717	"Big Hook" Cam Lock Tie-Downs - 1.5" x 7 ft with Swivel Hooks - Pair	400 lbs	50.95

Note: Per Federal D.O.T. requirements, working load limit is 1/3 of the rated capacity



Load Securing & Tie-Down Straps

- Soft webbing & coated hooks will not scratch cargo
- Tie-down straps for every need - sold as each, pairs or 4-packs

Part #	Description	Working Load Limit	List Price
E-31427	1" x 14 ft Ratchet Tie-Down with S-Hooks & Cap Lock® - Pair	400 lbs	\$ 59.95
E-31430	1" x 15 ft Ratchet Tie-Down with S-Hooks & Cap Lock® - Pair	400 lbs	49.95
K-85513	1" x 13 ft Ratchet Tie-Down with S-Hooks - Single	400 lbs	14.95
E-31350	1" x 15 ft Ratchet Tie-Down with S-Hooks & Web Clamp® - Single	500 lbs	24.95
E-31351	1" x 8 ft Ratchet Tie-Downs with S-Hooks & Web Clamp® - Pair	500 lbs	38.95
E-31352	4 Pack of 1" x 10 ft Ratchet Tie-Downs with S-Hooks & Web Clamp®	500 lbs	75.95
XR-015	1" x 15 ft Ratchet Tie-Down with Vinyl Coated S-Hooks - Single	500 lbs	15.95
XR-015-4	4 Pack of 1" x 15 ft Ratchet Tie-Downs with Vinyl Coated S-Hooks	500 lbs	46.95
K-05506	4 Pack of 1" x 15 ft Ratchet Tie-Downs with S-Hooks	500 lbs	40.95
5483205	4 Pack of 1" x 12 ft Standard Duty Ratchet Tie Downs with Vinyl Coated S-Hooks & Spring Latch	600 lbs	61.95
5483200	1" x 12 ft Standard Duty Endless Ratchet Tie Down - Single	600 lbs	12.95
E-31423	1 1/4" x 8 ft Sliding Ratchet Tie-Downs with Vinyl Coated S-Hooks - Pair	666 lbs	55.95
E-31425	1 1/4" x 14 ft Sliding Ratchet Tie-Downs with Vinyl Coated S-Hooks - Pair	666 lbs	57.95
10936-12	1" x 12 ft Ratchet Tie-Down with Vinyl Coated S-Hooks - Single	1,000 lbs	20.95
5483115	4 Pack of 1" x 14 ft Heavy Duty Ratchet Tie-Downs with Vinyl Coated S-Hooks & Spring Latch	1,000 lbs	109.95
10936-16	1" x 16 ft Ratchet Tie-Down with Vinyl Coated S-Hooks - Single	1,000 lbs	22.95
10936-20	1" x 20 ft Ratchet Tie-Down with Vinyl Coated S-Hooks - Single	1,000 lbs	24.95
5483105	2" x 10 ft Heavy Duty Retractable Ratchet Tie-Downs with S-Hooks	1,000 lbs	97.95
K-05519	1 3/4" x 15 ft Ratchet Tie-Down with Double J-Hooks - Single	1,666 lbs	34.95

Note: Per Federal D.O.T. requirements, working load limit is 1/3 of the rated capacity. Strap Trap® holds excess webbing by securing it to the ratchet handle with a spring clip

Erickson Retractable Ratchet Tie-Down Straps

- Retractable ratchet tie-downs have webbing permanently attached
- Heavy vinyl coated hooks both ends
- Strap is free-spooling when ratchet handle is fully opened
- Press the retract button & the strap winds itself in like a tape measure
- No need to feed webbing into or remove webbing from ratchet
- No more straps flapping in the wind

Part #	Description	Working Load Limit	List Price
E-34413	Retractable Ratchet Tie-Downs - 1" x 6 ft - Pair	500 lbs	\$ 68.95
E-34414	Retractable Ratchet Tie-Downs - 2" x 6 ft - Pair	1,333 lbs	124.95
E-34415	Retractable Ratchet Tie-Downs - 1" x 10 ft - Pair	400 lbs	74.95
E-34423	Retractable Ratchet Tie-Downs - 2" x 5.5 ft - Pair Single Hook - Ratchet Body Bolts to Trailer Frame	1,333 lbs	135.95

Note: Per Federal D.O.T. requirements, working load limit is 1/3 of the rated capacity



Load Securing Ratchet Tie-Down Straps

- Strap Trap model has spring loaded retainer to secure excess webbing
- Nylon webbing will not scratch
- 1,666 lbs to 6,660 lbs working load limits

Part #	Brand	Description	Working Load Limit	List Price
K-04106	Keeper	2" x 8 ft Race Car Tie-Down	2,000 lbs	\$ 32.95
K-05519	Keeper	1 1/2" x 15 ft Tie-Down	1,666 lbs	34.95
K-04110	Keeper	2" x 10 ft Tie-Down with Twisted Snap Hooks	2,000 lbs	41.95
K-04616	Keeper	2" x 16 ft Tie-Down with Double J-Hooks	3,333 lbs	38.95
E-78627	Erickson	2" x 27 ft Tie-Down with Double J-Hooks	3,333 lbs	39.95
K-04622	Keeper	2" x 27 ft Tie-Down with Double J-Hooks	3,333 lbs	41.95
K-04622-10	Keeper	10 Pack of 2" x 27 ft Tie-Down Double J-Hooks	3,333 lbs	390.95
E-62027	Erickson	2" x 27 ft Tie-Down with Double J-Hooks	3,333 lbs	68.95
E-69627	Erickson	2" x 27 ft Tie-Down with Double J-Hooks & Rubber Handle	3,333 lbs	54.95
E-78527	Erickson	2" x 27 ft Tie-Down with Flat Hooks	3,333 lbs	41.95
K-04623	Keeper	2" x 27 ft Tie-Down with Flat Hooks	3,333 lbs	42.95
K-04623-10	Keeper	10 Pack of 2" x 27 ft Tie-Down with Flat Hooks	3,333 lbs	400.95
557-27	Ancra	2" x 27 ft Tie-Down with Flat Hooks	3,333 lbs	34.95
557-60	Ancra	2" x 60 ft Tie-Down with Flat Hooks	3,333 lbs	80.95
E-58541	Erickson	2" x 40 ft Tie-Down with Strap Trap * with Double J-Hooks	3,333 lbs	79.95
587-CH	Ancra	3" x 27 ft Tie-Down with 18" Chains & Grab Hooks	5,000 lbs	144.95


* Strap Trap is a spring loaded device on the ratchet that traps & secures excess webbing
Note: Per Federal D.O.T. requirements, working load limit is 1/3 of the rated capacity



Ancra Large Pickup / SUV Cargo Bar

- Light duty model features powder coated & chromate weather resistant finish - soft grip ratchet handle
- Prevents cargo from sliding
- 410-PU-2 has 16 gauge zinc plated steel paddle handle
- Both have 2" x 4" foot pads
- Not load rated

Part #	Description	List Price
SL-125	Light Duty Cargo Bar - Expands From 40" To 70"	\$ 55.95
410-PU-2	Pickup / SUV Cargo Bar - Expands From 60" To 72"	78.95



Ancra Oversize Load Banner & Safety Flag

- Double sided banner with grommets and sewn-in 44" ropes top & bottom
- Banner made of durable vinyl fabric
- Mesh flag with wooden dowel

Part #	Description	List Price
49894-11	Yellow 84" x 18" Oversize Load Banner - Sold Each	\$ 38.95
49893-13	18" x 18" Fluorescent Orange Safety Flag - Sold Each	9.95



Horizontal E-Track



Vertical E-Track



SHIPPING CHARGES APPLY

Horizontal & Vertical E-Track Sections

- 2, 5 or 10 ft E-track sections
- 12 gauge steel
- Use with tie-down options below
- Straps & anchor points latch into E-track (sold separately)
- Mounts to walls or floor

Part #	Description	List Price
E-09134	6.25" L x 5" W Mini Horizontal E-Track Plate - 12 Gauge Steel - Black	\$ 13.95
1903052	2 ft Horizontal E-Track - 12 Gauge Steel - Gray	24.95
1903055	5 ft Horizontal E-Track - 12 Gauge Steel - Gray	58.95
1903050 ♦	10 ft Horizontal E-Track - 12 Gauge Steel - Gray	91.95
VE-5	5 ft Vertical E-Track - 12 Gauge Steel - Gray	63.95
VE-10 ♦	10 ft Vertical E-Track - 12 Gauge Steel - Gray	126.95

Note: E-track channels do not include mounting hardware
 10 ft E-tracks must ship by truck only - no UPS, Spee Dee or Fed Ex
 Per Federal D.O.T. requirements, working load limit is 1/3 of the rated capacity



K-04316



E-59139



B-01070



5480011



01090

01100

E-Track Straps, Ratchets, Anchor Points & Spare Tire Carrier

- Straps latch securely into vertical or horizontal E-track sections
- Board holder supports 2 x 4 or 2 x 6 to construct movable shelves

Part #	Description	Working Load Limit	List Price
K-04316	2" x 7" E-Track Tie-Off E-Track Fitting & D-Ring - Pair	2,000 lbs	\$ 17.95
B-01080	2" x 6" E-Track Tie-Off E-Track Fitting & D-Ring - Sold Each	1,000 lbs	11.95
E-59143	2" x 8" E-Track Tie-Off E-Track Fitting & D-Ring - Sold Each	1,000 lbs	16.95
B-01070	2" x 12 ft E-Track Cam buckle Tie Down - Works with Ford® Boxlink System (Standard Since 2015 on F-Series Pickups)	915 lbs	28.95
B-01076	2" x 16 ft Ratchet Tie-Down with E-Track Fittings	1,000 lbs	35.95
5480011	2" x 10 ft Retractable Ratchet Tie-Down with E-Track Fittings	1,000 lbs	87.95
B-01075	2" x 12 ft Ratchet Tie-Down with E-Track Fittings	1,467 lbs	31.95
B-01077	2" x 20 ft Ratchet Tie-Down with E-Track Fittings	1,467 lbs	32.95
E-59139	2" x 16 ft Ratchet Tie-Down with E-Track Fittings	1,165 lbs	40.95
01090	E-Track O-Ring Tie-Down Point - Sold Each	1,800 lbs	9.95
01090-10	10 Pack of E-Track O-Ring Tie-Down Points	1,800 lbs	97.95
01091	Surface Mount E-Track Rope Ring with 360° Swivel - Sold Each	1,300 lbs	17.95
01100	E-Track Board Holder - Holds 2" x 4" or 2" x 6"	See Below	9.95
E-08314	Over the Wheel E-Track Ratchet Tie-Down Strap - Fits Most Standard Width Tires	3,333 lbs	95.95
5201030	E-Track Spare Tire Carrier for Use with Horizontal E-Track Sections also Works with Ford® Boxlink Systems (Standard Since 2015 on F-Series Pickups).		19.95

Note: Per Federal D.O.T. requirements, working load limit is 1/3 of the rated capacity
 Board holder capacity is dependent on lumber used



40467



50193



LR-1

49894-11

DS-8006

Aluminum O-Track Channels & Super Track Channels

- Ideal for pickups, trailers, vans, utility vehicles, boats, etc.
- Load rings may be positioned on tracks every 2 inches

Part #	Description	Working Load Limit	List Price
E-59133	18" Long x 1 1/4" Wide O-Track Channel, 2 Anchor Rings & Hardware	733 lbs	\$ 35.95
E-09132	1 3/8" I.D. Rings O-Track Anchor Rings - Pair	733 lbs	21.95
ST-93	Super Track Channels - (4) 46 1/2" x 1 1/4" Sections & (8) LR-1 Rings Fits All Pickup Truck Side Bed Rail Applications	400 lbs	248.95
40467	72" Long x 1 3/8" Wide O-Track Channel - Channel Only - Sold Each	1,000 lbs	103.95
BV-8003	12" Long x 2" Wide Beveled O-Track Channel - Great for Floors	1,333 lbs	23.95
50193	72" Long x 2 1/2" Wide Beveled O-Track Channel - Great for Floors	1,333 lbs	79.95
DS-8006	Double Stud Anchor Ring - Fits All Channels Above - Sold Each	2,000 lbs	13.95
LR-1	1 1/8" I.D. Ring Super Track O-Track Load Ring - Sold Each	1,000 lbs	6.95

Note: Per Federal D.O.T. requirements, working load limit is 1/3 of the rated capacity
 Super track channels include mounting hardware, O-track channels do not

Vehicle Transport Straps & Tie-Downs

- Sizes to fit 8" to 22" tire widths
- Hi-Test™ webbing will not scratch chrome or painted parts
- All ratchets are designed for precise tensioning & easy release
- 800 lbs to 3,333 lbs working load limits

Part #	Type	Description	Working Load Limit	List Price
RC-WTD	Ratchet & Strap	ATV Over the Wheel Tie-Down - 1 3/4" x 7 ft Strap with E-Track Fittings, Ratchet, Wheel Stops & Hardware	800 lbs	\$ 64.95
E-09160	Ratchet & Strap	Wheel Chock & Strap Kit - (4) Chocks & (2) 6 ft Ratchet E-Straps - Use with Tires From 10" to 30" Diameter	1,500 lbs Max Vehicle Wt.	135.95
E-58506	Strap Only	2" x 24" Axle Strap - Sold Each	1,666 lbs	11.55
E-58505	Strap Only	2" x 24" Axle Strap - Sold Each	3,333 lbs	16.95
E-58409	Strap Only	2" x 24" Deluxe Axle Strap - Sold Each	3,333 lbs	27.95
5483600	Strap Only	2 Pack of 3" x 36" Axle Straps	3,333 lbs	25.95
K-04511	Ratchet & Strap	Over the Wheel Tie-Down - Fits 24" to 30" Tires, 8" Tread Width, 6.5 ft Length	2,000 lbs	42.95
30TB	Strap Only	Over the Wheel Tie-Down for Tow Dollies (No Ratchet)	3,333 lbs	50.95
30TB-MS	Ratchet & Strap	Over the Wheel Tie-Down for 14"-15" Standard Tire	3,333 lbs	67.95
30ATB	Strap Only	Adjustable Over the Wheel Tie-Down - 13"-17" Tire (No Ratchet)	1,000 lbs	76.95
E-58522	Ratchet & Strap	Adjustable Over the Wheel Tie-Down - Up to 29" Diameter Tire	3,333 lbs	73.95
E-08314	Ratchet & Strap	Over the Wheel with E-Track Tie-Down - Fits Standard Tires	3,333 lbs	95.95
30RT	Ratchet & Strap	Adjustable Over the Wheel Tie-Down - 13"-17" Tire & 10"-22" Tread	1,000 lbs	110.95
E-09162	Chock	Movable E-Chock - Fits Standard E-Track	—	68.95
E-58523	Ratchet & Strap	2" x 12 ft Get Back E-Track Ratchet Strap	1,100 lbs	90.95
E-58509	Ratchet & Strap	Car Tie-Down with Multiplier Ratchet - 2" x 7 ft Strap J-Hook on Ratchet, Flat Hook with Latch on Strap	3,333 lbs	59.95
49023-20	Ratchet & Strap	2" x 72" Auto Tie-Down with RTJ Cluster Hook - Sold Each - Attaches to Flat Bed with E-Track Fitting	1,000 lbs	75.95

Note: Per Federal D.O.T. requirements, working load limit is 1/3 of the rated capacity



RC-WTD



5483600



E-09160



49023-20

Ankra Heat Treated Flatbed Winch Bars

- Heat treated steel for extra strength
- Chrome plated - mushroom tip end
- Knurled handle for improved grip
- Chain binder release on 42313-12

Part #	Description	List Price
42313-19	34" Length Chrome Winch Bar with Open End	\$ 63.95
42313-12	34" Length Chrome Winch Bar with Chain Binder End	60.95



42313-12

Buyers Winch Bar

- Tighten & release with less effort
- Use with steel trailer winch

Part #	Description	List Price
1903060	34" Length Black Powder Coated Finish Winch Bar	\$ 27.95
1903065	40" Black Powder Coated Combination Winch Bar - An Additional Fitting Allows it to Provide Extra Leverage for the Forged Load Binder	45.95
1903066	40" Chrome Combination Winch Bar - An Additional Fitting Allows it to Provide Extra Leverage for the Forged Load Binder	37.95



1903065

Erickson Flatbed Trailer Winch Straps

- Used with heavy duty flatbed trailer winches (sold separately)
- Chain lead models have 12" zinc plated chain with grab hook

Part #	Description	Working Load Limit	List Price
E-53100	2" x 27 ft Winch Strap with S-Hook	1,650 lbs	\$ 29.95
E-58900	3" x 30 ft Winch Strap with Chain Lead	5,000 lbs	82.95



E-53100

E-58900

Ancra Flatbed Trailer Winches & Cargo Straps



- Winches are designed to attach to side rail of flatbed trailer
- Winches are all steel - ratchet style
- Cargo straps are bright yellow nylon web with multiple ends
- Other sizes available special order

Part #	Description	Working Load Limit	List Price
43564-16	Low Profile Winch - Holds 4" x 10 ft Strap	5,000 lbs	\$ 73.95
43564-14	Standard Winch - Holds 4" x 20 ft of Strap	5,000 lbs	73.95
43564-12	High Capacity Winch - Holds 4" x 30 ft Strap	5,000 lbs	83.95
50092-10	Ez Winder - Quickly Winds Strap on Winches	—	41.95
43795-10-30	4" x 30 ft Winch Strap with Flat Hook	5,000 lbs	37.95

Buyers 4" Trailer Winches & Sliding Winch Track



- Winches constructed with durable steel and finished with a corrosion resistant black powder-coated finish
- 1903040 allows trailer winch to move in both directions along the track, but will lock firmly in place when you apply tension

Part #	Description	Working Load Limit	List Price
1903020	4 Inch Standard Bolt-On Trailer Winch	5,500 lbs	\$ 67.95
1903005	4 Inch Weld-On Trailer Winch for Right-Handed Operation	5,500 lbs	67.95
1903005LH	4 Inch Weld-On Trailer Winch for Left-Handed Operation	5,500 lbs	67.95
1903035	4 Inch Deep Storable Sliding Trailer Winch	6,000 lbs	67.95

5-Ton Lashing Flatbed Trailer Winch



- Accepts 2" web strap
- Weld-on or bolt-on - 2 drilled holes
- Tightens with pry bar or hex drive
- Easy release handle

Part #	Description	Working Load Limit	List Price
5482100	Buyers Products 5-Ton Lashing Winch	3,333 lbs	\$ 44.95
42313-19	Ancra 3 ft Winch Bar with Open End - Chrome		63.95
42313-12	Ancra 3 ft Winch Bar with Chain Binder End - Chrome		60.95

Ancra Portawinch™ Stake Pocket Winches



- Turn standard stake pockets into anchor points for securement straps
- Fits all standard stake pockets
- Will not fit tapered stake pockets

Part #	Description	Working Load Limit	List Price
49716-10	Portawinch - Outward Offset - Uses 4" Strap	5,500 lbs	\$ 146.95
49716-11	Portawinch - Inward Offset - Uses 4" Strap	5,500 lbs	146.95

Erickson Web Protector



- Fits up to 4" width webbing
- 1" edges on corners keep webbing in place

Part #	Description	List Price
E-59710	Protects webbing from abrasion - Slot Dimensions: 4" Width x 0.4" Height with Overall Width: 5.1" - Sold Each	\$ 11.35

Ancra X-Treme Guard Corner Protectors



- High-density polyethylene protectors distribute strap tension over guard
- Prevents cargo from being crushed
- Protects webbing from abrasion
- Crack & weather resistant to -30°
- Not to be used as sling protection for overhead lifting
- Strong yet light weight - 12" or 24"

Part #	Description	List Price
50089-12	12" Black Corner Protector - Sold Each	\$ 18.95
50089-24	24" Black Corner Protector - Sold Each	30.95

Peerless QuikBinder™ Plus Load Binder Ratchets

- Designed for use with Grade 70 transport or grade 80 alloy chains
- 3-Position pawl for ratchet extension, take-up or free spin both directions
- Vinyl coated barrel for a strong, comfortable grip - 6" take up on all
- Folding handle for easy storage & safety - 9.5" folded, 13.9" straight
- Can be locked to the tie down chain with long padlock (sold separately)
- Load binders meet all DOT, CVSA & CCMTA requirements - painted yellow

Part #	Description	Working Load Limit	List Price
H5125-0658	5/16" or 3/8" Chain Quikbinder Load Binder	7,100 lbs	\$ 84.95
H5125-0858	3/8" or 1/2" Chain Quikbinder Load Binder	12,000 lbs	99.95
H5125-0958	1/2" or 5/8" Chain Quikbinder Load Binder	18,100 lbs	152.95



Stake Pocket Anchors

- 8287DAT master lock locking tie-down point fits stake pocket or tie down point in truck bed
- Stainless steel bull ring anchors store flush - pop up for use
- 8287DAT fits 2002 to 2021 Ford F-Series & Chevy/GMC 1500/2500, 2005 to 2021 Toyota Tundra, 2006 to 2021 Dodge RAM & Dakota
- Bull ring anchors are made to work with factory bed rail cap

Part #	Description	List Price
8287DAT	Master Lock Locking Tie-Down Point - Fits Stake Pocket or Tie Down Point Inside Truck Bed - See Fit Listings Above	\$ 48.95
K-05654	Keeper Bull Ring Anchors - Universal Fit - 1,000 lbs Capacity - 2 Pack	53.95



Rigid Hitch Stake Pocket Mounted D-Ring

- Fits easily in trailer stake pocket
- Dimensions 6" H x 3 1/2" W x 1.44" D
- Secures with pin & clip provided
- Includes 1/2" D-ring
- Black painted finish
- 2 pin holes

Part #	Description	List Price
RHTD-10	Rigid Stake Pocket D-Ring - 4,000 lbs Working Load	63.95



Ancra XHD™ Chain Binders & Chain Assemblies

- Stronger 2-piece handle design with compression spring assembly
- Forged alloy steel - 6" take up
- G70 carbon steel, zinc plated, alloy chain with gold chromate finish
- G80 forged alloy hooks on chain

Part #	Description	Working Load	List Price
50360-20	Chain Binder - 5/16" to 3/8" Chain Size	6,600 lbs	\$ 109.95
50360-21	Chain Binder - 3/8" to 1/2" Chain Size	9,200 lbs	136.95
50364-38-10	3/8" G70 Chain with Grab Hooks - 10 ft	6,600 lbs	130.95
50364-38-20	3/8" G70 Chain with Grab Hooks - 20 ft	6,600 lbs	194.95



Buyers Ratcheting Load Binder

- Double-acting ratchet-style load binder - handle length 14.25"
- Forged hooks & a cast steel handle corrosion-resistant red finish

Part #	Description	Working Load	List Price
RLB5638	Chain Binder - 5/16" to 3/8" Chain Size	6,600 lbs	\$ 84.95
RLB3812	Chain Binder - 3/8" to 1/2" Chain Size	9,200 lbs	90.95




Laclede Chain Transport Binders & Chains

- Schedule 70 - gold chromart chain
- Grab hooks on both ends

Part #	Description	Working Load	List Price
LB-108	Load Binder with 3/8" Grab Hooks	9,200 lbs	\$ 112.95
RB-238	Ratchet Binder with 3/8" Grab Hooks	9,200 lbs	106.95
TC-622	3/8" x 14 ft Transport Chain with 2 Grab Hooks	6,600 lbs	119.95
TC-825	3/8" x 25 ft Transport Chain with 2 Grab Hooks	6,600 lbs	194.95
50117	Binder Lock - Secures Load Binder Handle to Chain to Prevent Accidental Release of Chain Tension - Ancra		20.95



Tow Chain, Chain Links & S-Hooks



Part #	Style	Description	Load Limit	List Price
Heavy Duty Tow Chain				
LC710	Chain	3/8" x 14 ft Unplated Tow Chain with Grab Hooks		\$ 96.95
Repair Links - S-Hooks				
S-038	A	3/8" Galvanized Safety Chain Hook	750 lbs	4.95
S-038-10	A	10 Pack of 3/8" Galvanized Safety Chain Hook	750 lbs	33.95
SWL-038	B	3/8" Spring Latch Safety Chain Hook	750 lbs	6.95
S-0716	A	7/16" Galvanized Safety Chain Hook	1,250 lbs	7.95
S-0716-10	A	10 Pack of 7/16" Galvanized Safety Chain Hook	1,250 lbs	64.95
SWL-0716	B	7/16" Spring Latch Safety Chain Hook	1,250 lbs	4.95
SHWL-014	C	1/4" Galvanized Slip Hook with Latch	2,600 lbs	27.95
SHWL-516	C	5/16" Galvanized Slip Hook with Latch	3,900 lbs	10.95
SHWL-038	C	3/8" Galvanized Slip Hook with Latch	5,400 lbs	26.95
CGH-014	D	1/4" Galvanized Clevis Grab Hook	2,600 lbs	5.95
CGH-516	D	5/16" Galvanized Clevis Grab Hook	3,900 lbs	12.95
CGH-038	D	3/8" Galvanized Clevis Grab Hook	5,400 lbs	22.95
45946-13	D	1/2" Galvanized Grade 70 Clevis Hook	11,300 lbs	29.95
QL-250	E	1/4" Zinc Plated Quick Link	880 lbs	5.95
QL-516	E	5/16" Zinc Plated Quick Link	1,760 lbs	9.95
QL-038	E	3/8" Zinc Plated Quick Link	2,200 lbs	8.95
QL-012	E	1/2" Zinc Plated Quick Link	3,300 lbs	18.95

Sierra Pacific Weld-On Safety Chain Retainers



- Weld to tongue of a-frame trailer or gooseneck - fits 5/16" or 3/8" chain
- Includes removable zinc-plated clevis pin & cotter pin - sold each
- 5/16" rated 10,000 lbs, 3/8" 25,000 lbs
- Provides simple chain attachment

Part #	Description	List Price
SP-D387	5/16" Forged Retainer - 3 3/4" L x 1 1/8" W - Sold Each	\$ 8.95
SP-D388	3/8" Forged Retainer - 4 1/16" L x 1 9/16" W - Sold Each	11.95

Fastway Chain Up™



- Eliminate the clanking, sparking, & wear of dragging chains
- Ensures you never have to twist your chains again

Part #	Description	List Price
82-00-3065	Standard Ball Mount	\$ 15.95
82-00-3090	Weight Distribution Mount	17.95

Laclede Chain Single Safety Chain with S-Hooks



Part #	Description	GTW Capacity	List Price
LC41	Class I - Zinc Plated - 3/16" x 4' - 3/8" S-Hooks	2,000 lbs	\$ 16.95
LC51	Class II - Zinc Plated - 1/4" x 5' - 7/16" S-Hooks	3,500 lbs	30.95
LC61	Class III - Zinc Plated - 5/16" x 6' - 17/32" S-Hooks	7,500 lbs	57.95

61

Laclede Chain Pair of Safety Chains with S-Hooks & Safety Latches

Part #	Description	GTW Capacity	List Price
SC-1	Class I - Zinc Plated - 3/16" x 24" - 3/8" S-Hooks	2,000 lbs	\$ 32.95
SC1-K	SC-1 Safety Chains with (2) 1/4" Quick Links	2,000 lbs	54.95
SC-2	Class II - Zinc Plated - 1/4" x 30" - 7/16" S-Hooks	3,500 lbs	45.95
SC2-K	SC-2 Safety Chains with (2) 5/16" Quick Links	3,500 lbs	66.95
SC-3	Class III - Zinc Plated - 5/16" x 36" - 17/32" S-Hooks	7,500 lbs	75.95
SC3-K	SC-3 Safety Chains with (2) 3/8" Quick Links	7,500 lbs	105.95



Laclede Chain Pair of Safety Chains with S-Hooks & Wire Latches

Part #	Description	GTW Capacity	List Price
SCWL-1	Class I - Zinc Plated - 3/16" x 24" - 3/8" S-Hooks	2,000 lbs	\$ 22.95
SCWL1-K	SCWL-1 Safety Chains with (2) 1/4" Quick Links	2,000 lbs	39.95
SCWL-2	Class II - Zinc Plated - 1/4" x 30" - 7/16" S-Hooks	3,500 lbs	31.95
SCWL2-K	SCWL-2 Safety Chains with (2) 5/16" Quick Links	3,500 lbs	53.95
SCWL-3	Class III - Zinc Plated - 5/16" x 36" - 17/32" S-Hooks	7,500 lbs	60.95
SCWL3-K	SCWL-3 Safety Chains with (2) 3/8" Quick Links	7,500 lbs	91.95



Laclede Chain Pair of Extra Heavy Duty Chains with Latching Hooks

Part #	Description	GTW Capacity	List Price
HD-10	Class IV - Zinc Plated - 3/8" x 35" with Latch Hook	16,000 lbs	\$ 75.95
HD-30	Class V - Zinc Plated Chain - 3/8" x 36" - Grade 70 with Electro Galvanized Latch Hook - Sold As Pair	26,400 lbs	75.95



Fulton Single Grade 70 Transport Chain with Latching Hook

Part #	Description	GTW Capacity	List Price
40324	Grade 70 - 5/16" x 36" with Latching Hook - Single	18,800 lbs	\$ 37.95
60324	Grade 70 - 3/8" x 36" with Latching Hook - Single	26,400 lbs	55.95
70324	Grade 70 - 1/2" x 42" with Latching Hook - Single	45,200 lbs	84.95



Vinyl Coated Coiled Safety Cables

- Required for use with all tow bars
- Durable galvanized aircraft cable
- Coiled cables are vinyl coated
- Cables exceed SAE J684 standards

Part #	Description	Capacity	List Price
59533	S-Hook on One End, Loop on Other End - Pair (Expands to 36")	2,000 lbs	\$ 28.95
59537	S-Hook on One End, Loop on Other End - Pair (Expands to 36")	3,500 lbs	29.95
59541	S-Hook on One End, Loop on Other End - Pair (Expands to 36")	5,000 lbs	38.95
59545	S-Hook on One End, Loop on Other End - Pair (Expands to 36")	7,000 lbs	41.95
59548	Safety Latch Hook on One End, Loop on Other - Pair (Expands to 36")	7,000 lbs	42.95
BX88196	S-Hooks with Safety Straps on Both Ends - Pair (7 ft Length)	7,500 lbs	84.95
BX88197	Heavy Duty Latch Hooks on Both Ends - Pair (7 ft Length)	10,000 lbs	120.95



Fulton XLT Powered Boat Winches



- Power in / power out & free spooling
- Includes convenient wireless remote
- Rugged strap includes swiveling latch hook to prevent strap twisting
- Manual override using standard tools
- 3-position guide keeps strap straight
- Easy install system - mounts in same area a manual boat winch would
- LED lights on back & bottom
- Limited 5 year warranty

Part #	Description	Max Boat Weight	List Price
500620	Powered Winch for Boats Up to 20 ft	7,000 lbs	\$ 759.95
500621	Powered Winch for Boats Up to 26 ft	10,000 lbs	822.95



Reese Powersports Marine Winches

- Corrosion resistant powder coated
- Easy grip non-skid handle - 8" handle length
- High carbon steel gears
- All weather 20 ft strap with coated latch hook

Part #	Capacity	Speed Options	Gear Ratio	Ratchet Type	Color	List Price
7064800	1,800 lbs	Single Speed	5.1 to 1	Two Way	Black	\$ 129.95



RAM Light Duty Marine Winch with Strap

- Ideal for marine, utility, recreational and other applications
- Includes 23 ft webbed strap with yellow zinc latch hook
- Latch locks winch in desired location
- Solid one piece gears for greater durability
- Handle includes a large 3.5" comfort grip for easy cranking
- Zinc plated for corrosion resistance

Part #	Capacity	Speed Options	Gear Ratio	Handle Length	Hand Brake	List Price
BQW-600	600 lbs	Single Speed	3.1 to 1	7"	No	\$ 40.95

RAM Marine & Utility Winches



BQS-1600

- Ideal for marine, utility, recreational and other applications
- Solid one-piece gears for greater strength & durability
- Latch locks winch in desired location
- Drum holds 33 ft of cable or 23 ft of nylon strap (sold separately) - see next page
- Handles include a large 3.5" comfort grip for easy cranking
- Zinc plated for corrosion resistance

Part #	Capacity	Speed Options	Gear Ratio	Handle Length	Hand Brake	List Price
BQS-1000	1,000 lbs	Single Speed	4.1 to 1	8"	No	\$ 53.95
BQS-1400	1,400 lbs	Single Speed	4.1 to 1	10.5"	No	72.95
BQS-1600	1,600 lbs	Single Speed	4.1 to 1	10.5"	No	69.95



Fulton Hand Winches with 20 ft Strap & Hook

- Comfort grip handle
- Includes 20 ft strap & latch hook
- Engineered for easy cranking
- Two-way ratchet - zinc plated finish

Part #	Capacity	Speed Options	Gear Ratio	Ratchet Type	Hand Brake	List Price
142203	1,500 lbs	Single Speed	4.1 to 1	Two Way	No	\$ 127.95
142305	1,800 lbs	Single Speed	5.1 to 1	Two Way	No	164.95



Pro Series KR Series Hand Winch

- Hardened gears - light handle force
- Holds load when handle is released
- Use with 7/32" cable (sold separately) - see next page

Part #	Capacity	Speed Options	Gear Ratio	Ratchet Type	Hand Brake	List Price
KR-1500	1,500 lbs	Single Speed	5.1 to 1	Two Way	Auto	\$ 208.95

Fulton F2 Single & Two Speed Trailer Winches



FW-2000

- Pull-turn knob to engage ratchet plunger pin on FW-2000 & FW-3200, toggle lever on FW-1600
- 4-position handle adjusts from 6" - 9" & switches from left to right hand drive - adjusts to 6" or 7" on FW-1600
- Two piece corrosion resistant frame on FW-1600 - one piece on others
- Standard mounting bolt pattern
- Attractive design goes with F2 jacks
- Corrosion-resistant coating
- Limited lifetime warranty

Part #	Description	Capacity	Ratio	List Price
FW-1600	F2 Winch with 20 ft Strap & Hook	1,600 lbs	4.1 to 1	\$ 200.95
FW-2000	F2 Winch with 20 ft Strap & Hook	2,000 lbs	5.1 to 1	264.95
FW-3200	F2 Two-Speed Winch with 20 ft Strap & Hook and Mounting Hardware	3,200 lbs	5.1 to 1 12.2 to 1	328.95

Fulton K Series Heavy Duty Winches

- Use winch cable only - sold separately
- Self-activating automatic brake system - double disc brake
- Drum hubs are 10 times recommended cable size for maximum cable life
- Positive holding action for increased control & safety
- 11" handle length for maximum leverage
- Ideal for boat lifts & davits

Part #	Capacity	Speed Options	Gear Ratio	Ratchet Type	Hand Brake	List Price
143001	1,000 lbs	Single Speed	4.1 to 1	Two Way	Single	\$ 257.95
143100	1,500 lbs	Single Speed	5.1 to 1	Two Way	Double	374.95
143200	2,500 lbs	Single Speed	15.8 to 1	Two Way	Double	603.95
Accessories						
501106	Replacement Handle with Nut - 8" Length					50.95
501108	Replacement Handle with Nut - 10" Length					50.95
Winch Cables & Straps Sold Separately - See Below						



143200

Fulton Marine Trailer Winches

- Rope, cable & strap sold separately
- Engineered for easy cranking
- One-way or two-way ratchet
- With or without hand brake

Part #	Capacity	Speed Options	Gear Ratio	Ratchet Type	Hand Brake	Drum Capacity			List Price
						Rope	Cable	Strap	
Zinc Plated Finish									
142001	900 lbs	Single Speed	3.1 to 1	One Way	No	36' x 1/4"	N/A	15' x 2"	\$ 79.95
142100	1,100 lbs	Single Speed	4.1 to 1	Two Way	No	30' x 5/16"	N/A	20' x 2"	86.95
142103	1,300 lbs	Single Speed	4.1 to 1	Two Way	No	30' x 5/16"	N/A	20' x 2"	95.95
★ 142203	1,500 lbs	Single Speed	4.1 to 1	Two Way	No	20' x 5/16"	N/A	20' x 2"	127.95
142300	1,800 lbs	Single Speed	5.1 to 1	Two Way	No	20' x 7/16"	N/A	20' x 2"	146.95
142400	2,000 lbs	Two Speed	4.1 to 1 9.8 to 1	Two Way	Yes Optional	20' x 7/16"	N/A	20' x 2"	235.95
142410	2,600 lbs	Two Speed	5.1 to 1 12.2 to 1	Two Way	Yes Optional	24' x 7/16"	N/A	20' x 2"	273.95
142420	3,200 lbs	Two Speed	5.1 to 1 12.2 to 1	Two Way	Yes Optional	N/A	175' x 7/32"	N/A	417.95
Black Finish									
★ 142226	1,500 lbs	Single Speed	4.1:1	Two Way	Yes Manual	20' x 5/16"	N/A	20' x 2"	155.95
★ 142311	1,500 lbs	Single Speed	4.1:1	Two Way	No	N/A	N/A	20' x 2"	203.95
★ 142314	1,800 lbs	Single Speed	4.0:1	Two Way	No	N/A	N/A	20' x 2"	220.95
★ 142326	1,800 lbs	Single Speed	4.0:1	Two Way	No	20' x 5/16"	N/A	20' x 2"	203.95
Accessories									
501210	Brake Kit for Winches - Fits All Two Speed Models Above								28.95
501106	8" Length Replacement Handle with Nut								50.95
501108	10" Length Replacement Handle with Nut								50.95
Winch Cables & Straps Sold Separately - See Below									

142001



142300



142420



142311

Fulton Winch Cable & Webbing Strap

- For use with hand winches
- Packaged for display

Part #	Description	Capacity	List Price
WC-325	Winch Cable - 3/16" x 25 ft Steel with Hook	4,200 lbs	\$ 41.95
WC-750	Winch Cable - 7/32" x 50 ft Steel with Hook	5,600 lbs	80.95
501208	Personal Watercraft Winch Strap 2" x 12 ft with Hook & Bow Loop	1,800 lbs	41.95
501202	Winch Strap - 2" x 20 ft with Hook	2,600 lbs	35.95

WC-325



501208



Westin Superwinch SX Series Winches

- Relocatable die-cast aluminum control box
- Includes wireless handheld remote & 12' handheld wired remote (Synthetic Model)
- Includes 12' handheld wired remote features flashlight with rechargeable lithium ION battery (Wire Model)
- Pull-and turn clutch handle
- 3-stage planetary gearing with 218:1 ratio (SX 10 Models)
- 3-stage planetary gearing with 231:1 ratio (SX 12 Models)
- IP68-rated waterproof and dustproof winch



W-1712200

Part #	Model	Rated Line Pull (Single Line)	Cable Material & Length	Brake /Free Spooling	Motor	Fairlead	List Price
★ W-1710201	SX10SR	10,000 lbs	Synthetic - 3/8" x 80 ft	Yes / Yes	5.5 HP	Hawse	\$ 1069.95
★ W-1710200	SX10	10,000 lbs	Wire - 3/8" x 85 ft	Yes / Yes	5.5 HP	Roller	859.95
★ W-1712201	SX12SR	12,000 lbs	Synthetic - 3/8" x 80 ft	Yes / Yes	6.0 HP	Hawse	1099.95
★ W-1712200	SX12	12,000 lbs	Wire - 3/8" x 85 ft	Yes / Yes	6.0 HP	Roller	959.95



Westin Superwinch LP Series Winches

- 3-Stage planetary gearing with 235:1 ratio
- Sealed solenoid with circuit breaker
- Lever shift twist and turn freespool
- Available in steel cable only
- Heavy-duty, clevis pinned latched hook
- 12' rubber handheld remote control

Part #	Model	Rated Line Pull (Single Line)	Cable Material & Length	Brake /Free Spooling	Motor	Fairlead	List Price
★ W-1585202	LP8500	8,500 lbs	Wire - 3/8" x 85 ft	Yes / Yes	3.6 HP	Hawse	\$ 874.95
★ W-1510200	LP10000	10,000 lbs	Wire - 3/8" x 85 ft	Yes / Yes	5.1 HP	Roller	979.95



W-1511201

Westin Superwinch Tiger Shark Series Winches

- Weather sealed 5.2 to 6.5 HP motors
- Heavy-duty 3 or 4-stage gear boxes
- Weather sealed solenoids
- Severe-duty textured finish
- Heavy-duty rubber hand-held remote
- Wire or synthetic rope models

Part #	Model	Rated Line Pull (Single Line)	Cable Material & Length	Brake /Free Spooling	Motor	Fairlead	List Price
W-1595201	TS9500SR	9,500 lbs	Synthetic - 3/8" x 80 ft	Yes / Yes	5.2 HP	Hawse	\$ 1021.95
W-1511200	TS11500	11,500 lbs	Wire - 3/8" x 85 ft	Yes / Yes	6.0 HP	Roller	940.95
W-1511201	TS11500SR	11,500 lbs	Synthetic - 3/8" x 80 ft	Yes / Yes	6.0 HP	Hawse	1238.95
W-1515200 ♦	TS15500	15,500 lbs	Wire - 29/64" x 92 ft	Yes / Yes	5.7 HP	Roller	1387.95



W-1455200

Westin Superwinch S Series Winch

- 3-stage planetary gearing
- Innovative kick-flip controls freespool with ease
- Steel cut gears for longevity
- Strong roller-coaster fairlead/hawse hybrid keeps spooling easy

Part #	Model	Rated Line Pull (Single Line)	Cable Material & Length	Motor	Fairlead	List Price
W-1455200 ♦	S5500	5500 lbs	Wire - 3/8" x 40 ft	3.6 HP	Roller	\$ 929.95
W-1455201 ♦	S5500SR	5500 lbs	Synthetic - 1/4" x 40 ft	3.6 HP	Roller	1039.95

Not finding the winch or accessories you need for your application?

Please check out our website www.RigidHitch.com or give our Customer Service Team a call 800-624-7630

Keeper 10.5,13.5 & 17.5 Winches

- 3-stage heavy duty planetary with pull & turn freewheel clutch
- 2 gauge 72" front mount motor leads
- High duty cycle integrated sealed solenoid
- Mechanical-automatic full load brake
- 15 ft hand held control with high density led work light
- Heavy duty 4-way roller fairlead
- 13.5 & 17.5 Models include wireless winch control
- Power in / power out with end of run red warning area on cable
- 4 1/2" x 10" mounting pattern
- Removable clevis pinned latch hook
- Mounting plate not included
- Hand saver strap included
- Limited lifetime warranty



KV10022



KW17122

Part #	Motor	Rated Line Pull (Single Line)	Gear Ratio	Cable Material & Length	Fairlead	Hand Held/ Wireless Control	List Price
KV10022	5.5 HP, 12V DC	10,500 lbs	265:1	Wire - 5/16" x 85 ft	Roller	Yes / No	\$ 820.95
KW13122	5.5 HP, 12V DC	13,500 lbs	264:1	Wire - 3/8" x 92 ft	Roller	Yes / Yes	953.95
KW17122	6.0 HP, 12V DC	17,500 lbs	380:1	Wire - 15/32" x 92 ft	Roller	Yes / Yes	1469.95

Keeper KX Extreme Series Winch

- All-Weather finish clevis hook with latch
- All-Weather textured roller fairlead and housing
- Three-stage planetary gear train
- Lift and turn free-spool clutch
- Integrated LED work light built-in top cover



Part #	Model	Motor	Rated Line Pull (Single Line)	Cable Material & Length	Fairlead	Control	List Price
* KX95122H	KX9500EH	6.7 HP, 12V DC	9,500 lbs	Wire - 21/64" x 100 ft	Roller	Hand Held	\$ 949.95

Keeper Rapid Mount Receiver-Mounted Winch

- Includes base plate & 2" receiver hitch mount
- 7,500 lbs rated single line pull with automatic full load brake
- 3-stage heavy duty planetary with pull & turn freewheel clutch
- Removable clevis pinned latch hook
- 15 ft hand held remote & wireless remote standard with sealed solenoid
- Special front mount quick connect wiring harness
- Heavy duty roller fairlead & cable tension plate
- Limited lifetime warranty

Part #	Motor	Rated Line Pull (Single Line)	Gear Ratio	Cable Material & Length	Fairlead	Control	List Price
KW75122	4.5 HP, 12V DC	7,500 lbs	180:1	Wire - 5/16" x 72 ft	Roller	Hand Held	\$ 822.95



Keeper 120 Volt Ac Winch

- Ideal for garage & workshop
- 1,500 lbs single line capacity
- Plugs into any 110/120 V AC 3-prong grounded GFI supported outlet
- Includes 3-prong plug on 8 ft lead
- Full load capacity at less than 10 Amps AC draw
- 3-stage full metal planetary gear box
- Mechanical automatic full load-holding brake
- Base plate with 4-way roller fairlead & cable tension plate included
- 12 ft hand held remote switch with resettable circuit breaker & emergency stop switch
- 3" x 2 1/2" mounting pattern

Part #	Motor	Rated Line Pull (Single Line)	Gear Ratio	Cable Material & Length	Fairlead	Control	List Price
KAC15042	1 HP, 120V AC	1,500 lbs	162:1	Wire - 3/16" x 42 ft	Roller	Hand Held	\$ 418.95



Keeper 3.5 Utility Winch

- Ideal for car & utility trailers
- 15 ft hand held control with high density LED work light
- Full metal planetary gear train
- Automatic full load holding brake
- Includes 12,000 lbs pulley block & 4-way roller fairlead
- Limited lifetime warranty

Part #	Motor	Rated Line Pull (Single Line)	Gear Ratio	Cable Material & Length	Fairlead	Control	List Price
KU35032	1.2 HP, 12V DC	3,500 lbs	226:1	Wire - 7/32" x 60 ft	Roller	Hand Held	\$ 435.95





Westin Superwinch Winch-2-Go Utility Winches

- Everything you need in lockable box
- Great for ATVs & snowmobiles
- Case is 18" W x 7 1/2" T x 9 1/4" D
- Includes battery leads, 3 shackles, 2 straps, pulley block, remote & gloves
- 43 lbs - 2 year limited warranty



Part #	Model	Rated Line Pull (Single Line)	Cable	Fairlead	Switch Mounting	List Price
W-1140222	WINCH2GO	4,000 lbs	Wire - 3/16" x 50 ft	Hawse	Hand Held	\$ 629.95
W-1140232	WINCH2GOSR	4,000 lbs	Synthetic - 3/16" x 50 ft	Hawse	Hand Held	787.95

Westin Superwinch UT3000 Utility Winch



- Free spooling clutch - pull & turn
- Heavy duty 4-way roller fairlead
- Removable clevis pinned latch hook
- Circuit breaker protected
- 15 ft rubber hand held remote
- Power in / power out
- 1-stage planetary gear set
- Mounting bracket included
- 2-hole mount pattern - 3.15" Centers
- 1 year limited warranty

Part #	Model	Rated Line Pull (Single Line)	Cable	Brake / Free Spooling	Fairlead	Switch Mounting	List Price
W-1331200	UT3000	3,000 lbs	Wire - 3/16" x 40 ft	Yes / Yes	Roller	Hand Held	\$ 299.95

Keeper Trakker ATV / UTV Utility Winches



KM2000

- Full load-holding dynamic brake
- Free spooling - power in & out
- 2,000 lbs single line rated pull
- 50 ft cable with latch hook
- Includes remote switch & handsaver strap - circuit breaker protected
- KM2000 includes a mountable hand held switch with 5 ft lead

Part #	Rated Line Pull (Single Line)	Cable	Brake / Free Spooling	Fairlead	Switch Mounting	List Price
KM2000	2,000 lbs	5/32" x 50 ft	Dynamic / Yes	None	Hand Held	\$ 150.95

Westin Superwinch LT Series ATV & Utility Winches



W-1130220

- Power in / power out
- Battery hookup with terminals
- Cable with latch hook included
- 2000 model has pull & turn clutch
- 3000 model has dial clutch
- High efficiency low Amp draw motor
- Circuit breaker protection
- 1 year limited warranty

Part #	Model	Rated Line Pull (Single Line)	Cable	Brake / Free Spooling	Fairlead	Switch Mounting	List Price
W-1120210	LT2000 ATV	2,000 lbs	Wire - 5/32" x 49 ft	Yes / Yes	Roller	Hand Held	\$ 198.95
W-1130220	LT3000 ATV	3,000 lbs	Wire - 3/16" x 50 ft	Yes / Yes	Roller	Hbar & Hand	361.95

Keeper Trakker UTV & Car Trailer Winches



KT3000



KT4000

- Power in & out - freespooling clutch
- 3 stage planetary gear box
- Mechanical & dynamic brake
- Hand held remote with LED light
- Handlebar switch & 15 ft cord
- Includes cable with latch hook, roller fairlead & hand saver strap
- Limited lifetime warranty

Part #	Rated Line Pull (Single Line)	Cable	Brake / Free Spooling	Fairlead	Switch Mounting	List Price
KT3000	3,000 lbs	3/16" x 50 ft	Yes / Yes	Roller	Handlebar	\$ 321.95
KT4000	4,000 lbs	7/32" x 55 ft	Yes / Yes	Roller	Handlebar	399.95

Westin Superwinch Terra Series ATV / UTV Winches



- 3-Stage planetary gearing
- Sealed solenoid with circuit breaker
- Ergonomic control freespool
- Steel cable or synthetic rope available
- Heavy-duty, clevis pinned latched hook
- 10' rugged handheld remote control and handbar switch

Part #	Model	Motor	Rated Line Pull (Single Line)	Cable Material & Length	Brake / Free Spooling	Fairlead	List Price
★ W-1125260	Terra 2500	1.5 HP, 12V DC	2,500 lbs	Wire - 3/16 in. x 40 ft	Yes / Yes	Roller	\$ 365.95
★ W-1125270	Terra 2500SR	1.5 HP, 12V DC	2,500 lbs	Synthetic - 3/16 in. x 40 ft	Yes / Yes	Hawse	465.95
★ W-1135260	Terra 3500	1.6 HP, 12V DC	3,500 lbs	Wire - 7/32 in. x 32 ft	Yes / Yes	Roller	439.95
★ W-1135270	Terra 3500SR	1.6 HP, 12V DC	3,500 lbs	Synthetic - 7/32 in. x 32 ft	Yes / Yes	Hawse	545.95
★ W-1145260	Terra 4500	1.8 HP, 12V DC	4,500 lbs	Wire - 15/64 in. x 50 ft	Yes / Yes	Roller	519.95
★ W-1145270	Terra 4500SR	1.8 HP, 12V DC	4,500 lbs	Synthetic - 1/4 in. x 50 ft	Yes / Yes	Hawse	629.95



Rigid Hitch ATV Winch Mounts, Ball Mounts & Shackle Mounts

- Winch plate measures 8 1/2" W x 5" D
- Hole patterns in plate for mounting all popular 3-bolt & 4-bolt ATV winches
- Ball mounts include 2" hitch ball welded on & platform with 3/4" hole
- 2" I.D. D-ring rope/cable attachment

Part #	Description	Attachment	List Price
ATV-WM125	ATV Winch Mount with Pin, Clip & Hardware	1 1/4" Receiver	\$ 63.95
ATV-WM2	ATV Winch Mount with Pin, Clip & Hardware	2" Receiver	73.95
ATV-125	ATV Ball Mount with Pin & Clip	1 1/4" Receiver	64.95
ATV-2	ATV Ball Mount with Pin & Clip	2" Receiver	73.95
TSM-125-D	Tow Strap Shackle Mount with Pin & Clip - Black finish - red/orange shackles	1 1/4" Receiver	46.95
TSM-22-D	Tow Strap Shackle Mount with Pin & Clip - Black finish - red/orange shackles	2" Receiver	76.95



Winch Accessories

Part #	Description	List Price
★ KWA400ALL	Keeper Winch Safety Blanket is recommended when operating an electric winch with wire rope. - The blanket helps prevent rope recoil in the event of a rope failure.	\$ 41.95
★ KWA14560	Keeper 2 GA Quick Connect for 2-4 AWG - Connector features a fitted black rubber cap to protect against corrosion and dust	53.95
★ KWA14607	Keeper Quick Connect Trailer Wiring Kit, 2 AWG - Includes two (2) 25' & 6' AWG and quick connects. Allows for portable winch use Recommended for 2 AWG and KV, KW, KX winches	309.95
★ KTA14127	Keeper 6 AWG Wire Quick Connect - The Quick Connect for 6 AWG is essential to make any KT winch portable. - Replacement for the KTA14128	27.95
★ KTA14128	Keeper 6 AWG Trailer Wiring Kit 25 ft. and 6 ft. with Quick Connect is recommended for all KT and KU winches. - The 6 AWG is color coded	159.95
12-800EP	Pollak 2-Pole Plug - Die Cast - 200 Amp Service	41.95
12-801EP	Pollak 2-Pole Socket with Cover - Die Cast - 200 Amp	43.95
5483505	12 ft ATV/UTV Tow Strap Kit Includes Strap & Drawstring Bag - Working load limit of 2000 lbs - Break strength of 6,000 lb. - Recovery Purposes Only Not for Towing	25.95
TS-6	Tree-Saver Strap - 3 In Wide x 6 ft Length - Twisted Eyes	64.95
TSS-50	Span Shackle - 1.22" I.D. - 1/2" Diameter Threaded Pin - Orange	13.95
TSS-34	Span Shackle - 1.95" I.D. - 7/8" Diameter Threaded Pin - Orange	37.95
TSS-34-C	Span Shackle - 1.95" I.D. - 7/8" Diameter Threaded Pin - Chrome	85.95
TSS-100	Span Shackle - 2.49" I.D. - 1 1/8" Diameter Threaded Pin - Orange	66.95
KTA-15120	Pulley Block - 8,000 lbs Capacity - Fits Up to 7/32" Cable	23.95
KWA-14550	Pulley Block - 20,000 lbs Capacity - Fits Up to 21/64" Cable	83.95
★ 2050	Westin Cradle Winch Mount	227.95
DT-6495	Draw-Tite Winch Mount Platform - 8 1/2" x 13" Platform - Solid Steel Shank - Two Sets of 4-Hole Patterns - 6 1/2" x 4 1/2" And 10" x 4 1/2"	261.95



Rigid Hitch Cutting Edges

Models For Western, Meyer, Boss, & Bobcat Plows

Not OEM Parts



- Rigid cutting edges available for Western Standard, Pro Plow & Pro-Plus snow plows
- New models available for Boss Super Duty & Sport Duty Plows
- Hardware is sold separately

S.A.M. Back Drags



- Back drags for Western 7.5, 8 & 8.5 ft plows
- Uses existing blade hardware

Part #	Description	Replaces OEM Part #	Bolts & Nuts Needed	List Price
Replacement Parts for Meyer® Snow Plows				
RCE-8438	ST-84 - 84" x 3/8" - Cutting Edge Only	09132	Qty 7 of CB-12	\$ 165.95
RCE-9038	ST-90 - 90" x 3/8" - Cutting Edge Only	09796	Qty 8 of CB-12	179.95
RCE-9638	C-8 - 96" x 3/8" - Cutting Edge Only	—	Qty 8 of CB-12	196.95
RCE-9612	C-8 - 96" x 1/2" - Cutting Edge Only	09133	Qty 8 of CB-12	230.95
Replacement Parts for Western® Snow Plows				
RCE-7038	7 ft x 3/8" - Cutting Edge Only (1)	49070	Qty 8 of CB-12	166.95
RCE-7538	7.5 ft x 3/8" - Cutting Edge Only (1)	49076	Qty 8 of CB-12	178.95
RCE-CP7538	7.5 ft x 3/8" Center Punch - Edge Only (1)	58814	Qty 8 of CB-12	179.95
RCE-7512	7.5 ft x 1/2" Pro Plow - Edge Only (1)	49088	Qty 8 of CB-12	228.95
RCE-PP75	7.5 ft x 1/2" Pro-Plus - Edge Only (1)	49346	Qty 10 of CB-58	223.95
RCE-8038	8 ft x 3/8" - Cutting Edge Only (1)	49080	Qty 8 of CB-12	188.95
RCE-8012	8 ft x 1/2" Pro Plow - Cutting Edge Only (1)	49089	Qty 8 of CB-12	226.95
RCE-PP8	8 ft x 1/2" Pro-Plus - Cutting Edge Only (1)	49347	Qty 10 of CB-58	253.95
RCE-8512	8.5 ft x 1/2" - Cutting Edge Only (1)	58816	Qty 8 of CB-12	246.95
RCE-PP85	8.5 ft x 1/2" - Pro-Plus - Edge Only (1)	63985	Qty 10 of CB-58	253.95
RCE-10812	9 ft x 1/2" Heavyweight - Edge Only (1)	58817	Qty 11 of CB-58	290.95
RCE-PP9	9 ft x 1/2" - Pro-Plus Cutting Edge Only (1)	63990	Qty 10 of CB-58	271.95
Replacement Parts for Boss® Snow Plows				
RCE-BOSS7038	7 ft x 3/8" - Cutting Edge Only	—	Qty 7 of CB-12	169.95
RCE-BOSS7538	7.5 ft x 3/8" - Cutting Edge Only	STB03071	Qty 8 of CB-12	176.95
RCE-BOSS75	7.5 ft x 1/2" - Cutting Edge Only	STB03002	Qty 8 of CB-12	228.95
RCE-BOSS8	8 ft x 1/2" - Cutting Edge Only	STB03003	Qty 10 of CB-12	231.95
RCE-BOSS85	8.5 ft x 1/2" - Cutting Edge Only	STB03072	Qty 10 of CB-12	246.95
RCE-BOSS9	9 ft x 1/2" - Cutting Edge Only	STB03242	Qty 10 of CB-12	271.95
Replacement Parts for Bobcat® Snow Plows				
RCE-BC6	6 ft x 1/2" - Cutting Edge Only	—	Qty 8 of CB-58	155.95
RCE-BC7	7 ft x 1/2" - Cutting Edge Only	—	Qty 9 of CB-58	175.95
RCE-BC8	8 ft x 1/2" - Cutting Edge Only	—	Qty 10 of CB-58	195.95
CB-12	1/2" Mounting Bolt & Nut Pack - Sold Individually			1.95
CB-58	5/8" Mounting Bolt & Nut Pack - Sold Individually			3.95

(1) Do not use on Western Poly Pro, Midweight Poly or MVP Plus Poly Plow

S.A.M. Back Drags for Western Plows

Part #	Description	Replaces OEM Part #	List Price
Replacement Parts for Western® Snow Plows			
1311211	7.5 ft Straight Edge Back Drag - Uses existing blade hardware	64758	\$ 309.95
1311212	8 ft Straight Edge Back Drag - Uses existing blade hardware	66892	319.95
1311213	8.5 ft Straight Edge Back Drag - Uses existing blade hardware	66999	341.95

Rigid Hitch Replacement Cutting Edges for V-Plows

- Cutting edge sections for Western & Boss V-plows
- Cutting edges sold as halves
- Hardware sold separately



RCE-V4812

Part #	Description	Replaces OEM Part #	Bolts & Nuts Needed	List Price
Replacement Parts for Western® V-Plows				
RCE-V5012	1/2" x 6" x 49.94", Half (For MVP 8 1/2 ft)	28407	Qty 5 of CB-12	\$ 142.95
RCE-V5612	1/2" x 6" x 55.94", Half (For MVP 9 1/2 ft)	63678	Qty 6 of CB-12	158.95
RCE-V4112	1/2" x 6" x 40.81", Half (For MVPP 8 1/2 ft)	44997	Qty 6 of CB-58	122.95
RCE-V4712	1/2" x 6" x 46.81", Half (For MVPP 9 1/2 ft)	44898	Qty 5 of CB-58	120.95
1304410	Center Flap Kit with Hardware - MVP Plow	62636	—	148.95
Replacement Parts for Boss® V-Plows				
RCE-V4812	Half, 8 ft 2" V-Plow, 47.88" x 6" x 1/2"	BAX00098	Qty 4 of CB-12	138.95
RCE-V5412	Half, 9 ft 2" V-Plow, 53.88" x 6" x 1/2"	BAX00099	Qty 5 of CB-12	156.95



Rigid Hitch Offers a Complete Line of Sand & Salt Spreaders in Sizes & Capacities to Fit Any Need. From Tailgate & Hitch Mounted Residential Spreaders to Full-Size Commercial Units in Polymer or Stainless Steel. Contact Customer Service For Pricing & Details.



S.A.M. Plow Shield

- Super slick surface cuts thru & directs snow more efficiently
- Fasteners & sealant included
- Trim to fit 28" x 96" poly shield

Part #	Description	List Price
Replacement Parts for Meyer® Snow Plows		
1310020	Yellow Plow Shield with Mounting Parts	\$ 96.95
Replacement Parts for Western® Snow Plows		
1310220	Red Plow Shield with Mounting Parts	96.95



1310220

Pro-Wing Plow Attachment

- Provides an additional 20" of blade width with minimal increase in weight
- Quick release pins
- Ability to windrow is improved

Part #	Description	List Price
PW-22	Pro-Wing Plow Attachment - Fits Most Plows	\$ 371.95
0020500	Replacement Rubber Edge for Pro-Wing - Sold Each	66.95



PRO-WING NOT RECOMMENDED for MEYER 2 METER, WESTERN 8 1/2 FT, OR OTHER 9 ft OR 10 ft PLOWS, EXCEPT MEYER 9 FT.

S.A.M. Snow Deflectors

- Choose from straight rubber or contoured thermoplastic deflector
- Both include fasteners
- Universal fit

Part #	Description	Replaces OEM Part #	List Price
Replacement Parts for All Snow Plows			
1309025	Rubber Deflector - 12" x 120" x 1/2"	Universal	\$ 184.95
1309035	Thermoplastic Deflector - 3/16" x 8" x 108"	Universal	226.95



1309035

S.A.M. Snow Plow Stands

- Adjusts to height for storing plow
- Allows easy one person hookup

Part #	Description	Replaces OEM Part #	List Price
Replacement Parts for Western® Snow Plows			
1303203	Uni-Mount Plow Stand	61353	\$ 57.95
1303204	Uni-Mount Plow Stand Lock Pin	93034K	17.95
Replacement Parts for Fisher® Snow Plows			
1315205	Plow Leg Jack - 31 1/4" Tall	27462	107.95



1303203

1315205

S.A.M. Replacement Motors

Part #	Description	Replaces OEM Part #	List Price
Replacement Parts for Meyer® Snow Plows			
1306005	Replacement Motor - Bosch Type - 3"	15054	\$ 142.95
1306007	Replacement Motor - New Style, 2-Post 4 1/2"	15841	274.95
Replacement Parts for Western® Snow Plows			
1306325	4 1/2" Replacement Motor - (New Style - 4 1/2")	56133	232.95
1306320	4 1/2" Rpmnt Motor - (Old Style - 4" & 4 1/2")	25556A	227.95
1306326	4 1/2" Replacement Motor - Tang Shaft	21500	243.95
Replacement Parts for Sno-Way® Snow Plows			
1303590	Replacement Motor - Spline Shaft	96001551	279.95
1303600	Replacement Motor - Tang Shaft	9615233 9616802	310.95
Replacement Parts for Fisher® Snow Plows			
1306415	Replacement Motor - Dual Post - 4 1/2"	A5819	294.95
1306326	4 1/2" Replacement Motor - Tang Shaft	21500	243.95



1306325



1306320

One year warranty on motors

S.A.M. Hydraulic Fluid & Gear Pumps



Part #	Description	Replaces OEM Part #	List Price
1307005	1 Quart Bottle - Low Temp Blue with De-Icer	—	\$ 16.95
1307014	1 Gallon Jug - Low Temp Blue with De-Icer	—	60.95
1307015	5 Gallon Pail with Spout - Low Temp Blue with De-Icer	—	317.95
Replacement Parts for Meyer® Snow Plows			
1306202	Replacement Gear Pump for E-60	15729	306.95
Replacement Parts for Western® Snow Plows			
1306478	Pump Kit - Pump - Filter - Gasket - O-Ring	49211	257.95
1306375	Pump Gasket	25861	4.95
1306490	Pump Filter	56185	9.95
1306492	Pump O-Ring	56416	1.95
Replacement Parts for Fisher® Snow Plows			
1306427	In-Line Filter Kit	8764	58.95
1306430	Replacement Cap & Dipstick	4461	12.95
1306435	Seal - Motor to Pump - 7/8" O.D.	6578	12.95
1306436	Shaft Seal for 21501K Pump - 3/4" O.D.	66515	14.95
1306470	O-Ring for Base Lug	5823	2.95
1306475	Base Lug - Includes 1306470 O-Ring	5824	23.95

S.A.M. Trip Springs & Eye Bolts



Part #	Description	Replaces OEM Part #	List Price
Replacement Parts for Meyer® & Western® Snow Plows			
1302017	13" Tapered End Trip Spring	07215	\$ 56.95
1302205	2 1/4" x 15" Tapered End Trip Spring	07017 / 23039	44.95
1302005	5/8" Eye Bolt with Nuts & Lock Washer	09124 / 90493	7.95
Replacement Parts for Boss® Snow Plows			
1304715	14 1/2" Trip Spring	MSC01509	52.95
1304716	17 7/8" Trip Spring	MSC07705	66.95
Replacement Parts for Sno-Way® Snow Plows			
1302005	5/8" Eye Bolt with Nuts & Lock Washer	90493	7.95
Replacement Parts for Fisher® Snow Plows			
1302305	Trip Spring Assembly - 13 1/4"	A3770	91.95
1302308	Spring Bolt - Nut (1302309) Sold Separately	91003	3.95
1302309	Lock Nut - Used with 1302308 Spring Bolt	90353	0.95
1302310	13 1/4" Trip Spring	27406/305	43.95
1302315	Spring Bar - Used with 1302310 Spring	6631	60.95

S.A.M. Shoe Assemblies



Part #	Description	Replaces OEM Part #	List Price
Replacement Parts for Meyer® Snow Plows			
1303005	Shoe Assembly - ST-78 thru C-8.5 - 9 1/2" Tall	09126	\$ 56.95
1303015	Runner Only	07006	48.95
1303035	Washer - 1 1/4" Inside Diameter, 1/16" Thick	20363	1.95
1303035-10	10 Pack of 1303035 Washers	20363 x 10	11.95
1303030	7/16" Linchpin	20420	3.95
Replacement Parts for Western® Snow Plows			
1303200	Standard Shoe Assembly - Cast - 8" Tall	49067	56.95
1303220	Heavy Duty Shoe Assembly - 9 3/4" Tall	49071	92.95
1303225	Heavy Duty Shoe Assembly - 7 1/4" Tall	53595	94.95
1303230	Shoe Assembly - Casting	62637	60.95
1303205	Shoe Washer - 1" Inside Diameter, 1/8" Thick	91109	0.95
1303205-10	10 Pack of 1303205 Shoe Washers	91109 x 10	10.95
1303030	7/16" Linchpin	93010	3.95
Replacement Parts for Sno-Way® Snow Plows			
1303505	Heavy Duty Shoe Assembly - 8 3/4" Tall	96102542	88.95
Replacement Parts for Fisher® Snow Plows			
1303300	6 Inch Shoe Assembly with Linchpin	A5516/26523	62.95
1303305	7 Inch Shoe Assembly with Linchpin	A5517	86.95

Replacement Pins & Bolts

Part #	Description	Replaces OEM Part #	List Price
Replacement Parts for Meyer® Snow Plows			
1302045	Hinge Pins with Clips (2)	08562	\$ 12.95
1302030	Pivot Pins with Cotter Pins (2) - 6 3/4" x 1"	08541	27.95
1302020	5/8" King Bolt Assembly with Nut	09122	7.95
Replacement Parts for Western® Snow Plows			
1302245	3 3/4" x 1" Hitch Pin with Handle	93028	11.95
1302247	1/2" x 5 1/2" Pin -	93033K	12.95
1302323	13/16" x 29 9/16" Pivot Pin - No Cotter Pin	62638	32.95
1302255	Hairpin Cotter	91965	1.95
1302220	Rivet - 3/4" x 4"	93061	6.95
1302225	Rivet - 3/4" x 3 1/2"	93063	6.95
1302230	Rivet - 1" x 4"	93077	10.95
1302235	Rivet - 1" x 3 1/2"	93079	10.95
1302210	Cap Screw - 3/4" x 1 7/8"	90165	26.95
1302215	Slotted Hex Nut - for Use with 1302210	91472	4.95
Replacement Parts for Fisher® Snow Plows			
1302300	3/4" x 2 3/16" Clevis Pin with Cotter Pin	5523K	4.95
1302319	Step Pin Kit with Cotter Pin	27177K	10.95
1302320	1" x 3 1/4" Clevis Pin - No Cotter Pin	B314/6814	6.95
1302325	1" x 4" Anchor Pin with Cotter Pin	7903K	15.95
1302327	1" x 4 3/4" Cylinder Pin - No Cotter Pin	22260	10.95
1302328	3/8" x 3 1/4" Clevis Pin with Washer & Cotter Pin	26219	3.95
1302322	1" x 16" Pivot Pin - No Cotter Pin	26060	37.95
1302323	13/16" x 29 9/16" Pivot Pin - No Cotter Pin	20988	32.95
1302370	1 1/4" x 5 1/2" Pin - No Cotter Pin	5142	28.95
1302375	1 1/4" x 4 7/8" Pin - No Cotter Pin	5150	20.95
1302330	Connecting Pin Assembly	6920K	14.95
1306460	Bolt & Castle Nut with Cotter Pin	A1122	14.95



S.A.M. Lift & Angling Cylinders

Part #	Description	Replaces OEM Part #	List Price
Replacement Parts for Meyer® Snow Plows			
1304005	1 1/2" x 10" Angling Cylinder - (5/8" P.H.)	05810	\$ 174.95
1304010	1 1/2" x 12" Angling Cylinder -	05437	179.95
1304015	2" x 12" Angling Cylinder	05752	263.95
1304020	1 1/2" x 6" Lift Cylinder	05984	189.95
Replacement Parts for Western® Snow Plows			
1304205	1 1/2" x 10" Angling Cylinder - (3/4" P.H.)	56102 / 62550K	172.95
1304200	1 1/2" x 10" Angling Cylinder - (1" P.H.)	25209	168.95
1304202	1 1/2" x 10" Angling Cylinder - Single Acting	56614	174.95
1304203	1 1/2" x 12" Angling Cylinder - Single Acting	64148	201.95
1304217	2" x 10" Angling Cylinder - Double Acting	56709W	405.95
1304204	2" x 11" Angling Cylinder - Double Acting	56750	461.95
1304210	1 1/2" x 6" Lift Cylinder	25200	198.95
1304215	2" x 6" Lift Cylinder	25210	253.95
1304201	1 1/2" x 8" Lift Cylinder - Single Acting	56538K	174.95
1305100	Seal Packing Set for 1 1/2" Lift Cylinder	25205	22.95
1305105	Seal Packing Set for 2" Lift Cylinder	25215	33.95
Replacement Parts for Boss® Snow Plows			
1304700	1 1/2" x 10" Power Angling Cylinder	HYD01603	189.95
1304704	1 1/2" x 10" Power Angling Cylinder	HYD08830	222.95
1304701	1 1/8" x 10" Power Lift Cylinder	HYD07013	271.95
Replacement Parts for Sno-Way® Snow Plows			
1303550	2 1/2" x 4" Lift Cylinder - Double Acting	96100085	418.95
1303700	2 1/2" x 3.87" Lift Cylinder - Double Acting	96106077	428.95
Replacement Parts for Fisher® Snow Plows			
1304300	1 1/2" x 12" Angling Cylinder - 1/4" NPT	20117K/A3660	172.95
1304305	1 1/2" x 12" Angling Cylinder - 1/4" NPT x 2	A318/20116K	168.95
1304310	2" x 16" Angling Cylinder - 1/4" NPT	A5166K	399.95
1304217	2" x 10" Angling Cylinder - Double Acting	56709F	405.95
1304311	1 1/2" x 6" Lift Cylinder - Single Acting	56718	171.95
1304312	1 1/2" x 12" Angling Cylinder with Polypak	56603K	218.95



Hoses & Fittings



1304030



1304260



1304025



1304250



1304725



1304335



1306469

Part #	Description	Replaces OEM Part #	List Price
Replacement Parts for Meyer® Snow Plows			
1304060	Angle Hose Kit - (2) 45" Hoses - Elbows - Quick Couplers		\$ 127.95
1304030	45" Hose with Swivel	21856	35.95
1304033	45" Hose 1/4" MPR x FPR (E60)	22144	32.95
1304055	Swivel Elbow - 90°	21855	15.95
1304245	Tall (E60) Rigid Elbow	21857	15.95
1304240	Short (E60) Rigid Elbow	22141	7.95
1304025	Quick Coupler	15072	23.95
Replacement Parts for Western® Snow Plows			
1304260	Angle Hose Kit - (2) 38" Hoses - (2) 90° Street Elbows - (2) 45° Elbows - (2) Quick Couplers	55021	141.95
1304225	1/4" x 38" H.P. Angle Hose with Fittings	55020	30.95
1304231	1/4" x 8" Hose with FJIC Ends	56765	29.95
1304229	1/4" x 16" Hose with FJIC Ends	56617	29.95
1304233	1/4" x 22" Hose with FJIC Ends	56598	42.95
1304234	1/4" x 36" Hose with FJIC Ends	56831-1	45.95
1304227	1/4" x 42" Hose with FJIC Ends	56616-1	56.95
1304237	3/8" x 45" Hose with FJIC Ends	44350	46.95
1304025	1/4" Hydraulic Coupler - Male & Female	25232	23.95
1304140	Male/Female Swivel - 1/4" NPT M / 45° F Swivel	92190	8.95
1304230	1/4" NPT Hex Nipple	25519	3.95
1304250	1/4" NPT x 90° Street Elbow - Special	92208	9.95
1304235	1/4" NPT x 90° Street Elbow	92210	8.95
1304238	Elbow Kit - 90° - 6M O-Ring / MJIC	56615-1	6.95
1304239	Elbow Kit - Long 90° - 6M O-Ring / MJIC	64212-1	8.95
1304241	Flare (Male) to 1/4" NPT F (Male) Union	56684-1	3.95
Replacement Parts for Boss® Snow Plows			
1304723	3/8" x 48" Hydraulic Hose	HYD01707	45.95
1304725	3/8" x 42" Hydraulic Hose	HYD07042	51.95
Replacement Parts for Fisher® Snow Plows			
1304627	1/4" x 42" Hydraulic Hose with FJIC Ends	56591	41.95
1304231	1/4" x 8" Hydraulic Hose with FJIC Ends	56832	29.95
1304237	3/8" x 45" Hydraulic Hose with FJIC Ends	44316	46.95
1304340	1/4" x 36" Hydraulic Hose with MP Ends	4424	31.95
1304347	1/4" x 36" Hydraulic Hose with FJIC Ends	56599	40.95
1304348	1/4" x 32" Hydraulic Hose with FJIC Ends	56710	42.95
1304345	Street Elbow - 1/4" NPT F x 90°	2780K	10.95
1304350	Brass Bar Street Elbow - 1/4"	765	17.95
1304315	Swivel Adapter - 90° AD Union (Male) 1/4"	319K	12.95
1304320	1/4" Hex Nipple	5804	2.95
1304325	1/4" Quick Disconnect	A1587	24.95
1304335	90° Swivel Adapter	2315	10.95
1306465	1/4" NPT to 9/16" O-Ring Hydraulic Adapter	3058	8.95
1306466	Hydraulic Elbow - Str. Thrd., 9/16" O-Ring	56725	14.95
1306467	Hydraulic Elbow - 9/16" O-Ring to 1/4" NPT F	20316K	34.95
1306468	Hydraulic Elbow - 9/16" O-Ring to 1/4" NPT F	56723	20.95
1306469	45½ Elbow - 9/16" O-Ring to 1/4" NPT F/NPSM	56724K	18.95
1306471	45° Elbow - 9/16" O-Ring to JIC 45° Elbow	56726	16.95

S.A.M. Solenoids, Switches, Controls & Cables

Part #	Description	Replaces OEM Part #	List Price
Replacement Parts for Meyer® Snow Plows			
1306015	A Solenoid - Lower (Coil & Valve) 3/8" Stem	15356	\$ 130.95
1306016	A Coil - Black Wire	15392	25.95
1306035	A Solenoid - New Style - 5/8" Hole	15661	151.95
1306025	A Coil - New Style - 5/8" Hole	15659	26.95
1306040	B Solenoid - Raise (Coil & Valve)	15357	175.95
1306045	B Coil - Red Wire	15382	30.95
1306055	C Solenoid - Left-Right (Coil & Valve)	15358	197.95
1306060	C Coil - Green Wire	15430	33.95
1306115	Cable & Plug Assembly	15670	41.95
1306117	Cable & Plug Assembly with Dual Ground	15811	45.95
1306070	Motor Solenoid	15370	24.95
1306075	Angle Switch - E-47	21918	24.95
1306080	Lift Switch - E-47	21919	23.95
Replacement Parts for Western® Snow Plows			
1306310	Relay - Cable or Solenoid Hydraulic System	56131K / 56134K	33.95
1306345	Cartridge 20 with Nut	49227	85.95
1306350	Cartridge 30 with Nut	49228	121.95
1306355	Cartridge 40 with Nut	49229	131.95
1306356	Cartridge 43 with Nut - 4-Way	66783	143.95
1306360	Coil with Spade Terminals	49230	44.95
1306300	Motor Solenoid	25634	23.95
1315310	Wiring Harness - Plow Side - 9 Pin	49317	93.95
1315315	Wiring Harness - Vehicle Side	49308	93.95
1313010	Control Cable (New Style) - Black Cable	56035	48.95
1313005	Control Cable (Old Style) - Red Cable	55363	56.95
1313015	Adjustable Control Cable (9' New Style)	56130	55.95
1306330	60" Black Ground Cable	55984	32.95
1306335	60" Red Battery Cable	25635	35.95
1306340	22" Red Battery Cable	22511	27.95
1306095	Battery Connector	21976	5.95
Replacement Parts for Boss® Snow Plows			
1304719	Solenoid	HYD01633	65.95
1304744	Plow Side 13-Pin Connector with Pigtail	MSC04754	81.95
1304745	Vehicle Side 13-Pin Connector with Pigtail	MSC04753	78.95
Replacement Parts for Sno-Way® Snow Plows			
1306310	Relay Solenoid Hydraulic System	96002086	33.95
Replacement Parts for Fisher® Snow Plows			
1306401	Solenoid - 150 Amp Motor	5794K-1	41.95
1313110	30" SLC Cable	A4949	69.95
1313100	40" SLC Cable	A4488	68.95
1313105	90" SLC Cable	A4490	71.95
1306345	Cartridge 20 with Nut	7634K-2	85.95
1306351	Cartridge 31 with Nut - 3-Way	66608K-1	112.95
1306356	Cartridge 43 with Nut - 4-Way	66783K	143.95
1306330	60" Black Ground Cable	5798	32.95
1306335	60" Red Battery Cable	5797	35.95
1306340	22" Red Battery Cable	5799	27.95



1306025



1306115



1306070



1306345



1306355



1313010



1306340




1306310

S.A.M. Replacement Control Assemblies



Part #	Description	Replaces OEM Part #	List Price
Replacement Parts for Meyer® Snow Plows			
1306083	Membrane Control Touchpad	22154	\$ 298.95
1306901	Meyer Straight Blade Hand Controller	22690	342.95
Replacement Parts for Western® Snow Plows			
1314000	Control Assembly - Includes Shifter & Cables	56018	319.95
1306902	Western Straight Blade Hand Controller	56462	342.95
Replacement Parts for Fisher® Snow Plows			
1306902	Fisher Straight Blade Hand Controller	9400	342.95

S.A.M. Snow Plow Blade Guides



Part #	Description	Replaces OEM Part #	List Price
1308124 *	24" Illuminated LED Guides - Includes Wiring Harness 12 ft per Side		\$ 190.95
1308128 *	28" Illuminated LED Guides - Includes Wiring Harness 12 ft per Side		200.95
1308136 *	36" Illuminated LED Guides - Includes Wiring Harness 12 ft per Side		200.95
1308126	Horizontal Adapter Kit - to Mount on the Outside Plow Rib		23.95
1308110	Orange 3/4" x 36" Bolt-On Blade Guides - Pair		49.95
1308115	Orange 3/4" x 48" - Bolt-On Blade Guides - Pair		60.95
1308103	Orange 3/4" x 24" Stud Base Blade Guides - Pair		44.95
1308106	Orange 3/4" x 28" Stud Base Blade Guides - Pair		49.95
Replacement Parts for Meyer® Snow Plows			
1308005	Yellow Marker Kit - Pair	09916	31.95
Replacement Parts for Western® Snow Plows			
1308200	Red Blade Guides - Pair	2040	26.95
1308210	Think Snow Blade Guides - Pair	59700	51.95
Replacement Parts for Sno-Way® Snow Plows			
1308102	Orange 1/2" x 24" Blade Guides - Pair	96006002	34.95
Replacement Parts for Fisher® Snow Plows			
1308300	Black/Yellow Tips Blade Guides - Pair	7906K	28.95

Note: * Most plow applications require the horizontal adapterkit 1308126 in order to mount on the outside plow rib

Snow Plow Headlight Kits



- Kits include lights, wiring harnesses and switch
- Halogen light kit features high-impact polycarbonate housing

Part #	Description	Replaces OEM Part #	List Price
S.A.M. Replacement Parts for Meyer® Snow Plows			
1311005	Halogen Ultra-Low Profile Headlight Kit	07969	\$ 498.95
1311006	Headlight Switch	07955	15.95
1311100	Double Post Mount Halogen Headlight Kit	Universal	371.95
1312000	Heated LED Snow Plow Lights	Universal	829.95
1312100	LED Low Profile Universal Plow Light Kit	Universal	829.95
Peterson Generic Replacement			
505-K	Headlight Kit - 11" W x 5 1/4" H x 4 3/4" D		166.95

Star Quad Flash Amber Strobes



- Ideal for construction, forklift or other applications
- Polycarbonate lens snaps into base
- Operates on 10-16 Volts DC
- 201-ZLM feature 11 ft power cord with lighter plug
- 201-ZL has standard permanent mount or 1/2" pipe mount - 29 flash patterns

Part #	Description	List Price
201-ZLM	Amber Magnetic Base LED Beacon - 4 1/8" Diameter x 4 1/8" Tall	\$ 98.95
201-ZL	Amber Permanent Mount LED Beacon - 4 1/8" Diameter x 4 1/8" Tall	81.95

Custer Pole Mount Amber Beacon Light



- 36 Watts, 12-36V operation, Class I
- 4 3/4" diameter x 4" tall, IP66 waterproof rating
- Flexible rubber din mount, polycarbonate lens
- Includes 4 flash patterns & 2 rotating patterns

Part #	Description	List Price
STR36DIN	Pole Mount Beacon Light - 4 3/4" Diameter x 4" tall - Pole Mount Sold Separate	\$ 137.95
MNT-DIN	Pole Mount for STR36DIN - 2 wire hook-up threaded to 1" hole mount	36.95

Star Halo™ LED Beacons

- Twist on/off polycarbonate lens
- Heavy duty die cast base
- 12 selectable flash patterns
- Operates on 10-16 Volts DC
- Cigarette lighter plug with selectable flash patterns

Part #	Description	List Price
200ZHLM	Amber Magnetic Mount Mini Beacon - 4 1/2" H x 4 3/8" Diameter	\$ 178.95
274-MMBS	Optional Mirror Mounting Bracket - Black with 2 U-Bolts	42.95



200ZHLM

Buyers LED Magnetic & Permanent Strobe Beacon

- Amber polycarbonate lens - 32 LEDs
- 12-24 Volt DC - 1.3 Amps
- 8 Flash patterns
- Magnetic base or 3-bolt mount
- 9.8 ft cord with built-in power & momentary switches

Part #	Description	List Price
SL502A	32 LED Beacon - 3.75" Tall x 5.12" Diameter Base	\$ 63.95
8895400	Self Adhesive Magnetic Mount Pad for Aluminum Cabs	12.95



SL502A

Buyers Flashing Amber Beacons

- Strobe or revolving light styles
- Magnetic base or permanent mount
- Magnetic base models feature 12 volt cigarette lighter plug & coiled cord

Part #	Description	List Price
SL-640ALP	Amber Permanent Mount Dual Flash Strobe - 4 3/4" Tall	\$ 124.95
SL-660A	Amber Permanent Mount Dual Flash Strobe - 6 5/16" Tall	125.95
SL-650A	Amber Magnetic Base High Visibility Strobe - 4 3/4" Tall	80.95



SL-650A

Buyers Multi-Mount LED Beacons & Strobe Light

- Magnetic mount & 3-bolt permanent mount included - amber lens on all
- 12-24 Volts DC
- 10 ft power cord with switched plug
- UV stabilized amber lens attaches to plastic base with screws

Part #	Description	List Price
SL620ALP	3 LED Beacon - 4.88" Tall x 6.6" Diameter Base - 5 Patterns	\$ 136.95
SL630A	3 LED Beacon - 6.25" Tall x 6.6" Diameter Base - 5 Patterns	136.95
SL645ALP	6 LED Strobe Light - 5" Tall x 6.25" Diameter Base - 8 Patterns	140.95



SL630A

Buyers Battery Operated Magnetic LED Strobe

- Runs on 2 D batteries (not included)
- Light is 4" diameter, 4 3/4" tall
- Magnetic base for quick mounting
- Polycarbonate lens - hanging lanyard

Part #	Description	List Price
SL475A	24 Amber LED Battery Operated Beacon	\$ 49.95
3029961	Galvanized Mounting Bracket for SL475A	27.95



SL475A

Peterson LED Micro Strobe Light

- Meets SAE J845, Class 2A specifications
- 65 triple flashes per minute
- Solid-state design - 9-36 Volts DC
- Screw on fresnel lens with weather-resistant O-ring seal

Part #	Description	List Price
764A	16 LED Micro Strobe Light - 3 3/4" tall with a 5" permanent mount base - hardwire connection	\$ 77.95



Peterson Flashing or Rotating Beacons

- 771-A features a revolving light producing 60 flashes per minute
- Low-noise drive motor & polished reflector for maximum output
- Both mount with 3 powerful magnets
- 772-A features 16 bright LED amber diodes - 90 flashes per minute with upper/lower flashing compartments
- Both have 12 ft coiled cord with lighter plug

Part #	Description	List Price
771-A	Amber Magnetic Mount Rotating Beacon	\$ 66.95
772-A	Amber Magnetic Mount Flashing Beacon	50.95



Custer LED Magnetic Rooftop Light Bars



STR11A

- STR11A is 11" L x 6.6" W x 1.75" H
- 40 Watts, 10-30 V operating voltage
- Cigarette plug on/off switch
- 10 Flash patterns
- STR13AW is 13" L x 8.5" w x 3.25" h
- 6 bright 10-watt LEDs - 360° coverage
- 10 flash patterns controlled from cigarette lighter plug

Part #	Description	List Price
STR11A	Amber 11" Magnetic or Permanent Mount LED Light Bar	\$ 190.95
STR13AW	Amber/White 13" Magnetic Mount LED Strobe Bar	425.95

Peterson 752 Piranha® LED Strobing Mini-Bar



- 2.75" low profile dome, 17.25" wide
- SAE Class 2A light output
- Magnetic mount version includes cord & plug with on/off switch
- Low 1.4 Amp maximum current draw
- Works with both 12 & 24 volt systems
- Cycles thru pre-programmed flash patterns

Part #	Description	List Price
752MA	Magnetic Mount LED Low Profile Strobing Mini-Bar	\$ 349.95

Buyers LED Mini Light Bar



8891090

- 18 high power amber LED
- 19 selectable flash patterns
- 2 vacuum magnets - low profile design
- 15 ft cord with built-in on-off switch & flash pattern selector
- Clear lens - 5 year warranty

Part #	Description	List Price
8891090	LED Mini Light Bar - 16.7" Long x 6.3" Wide x 2.9" Tall	\$ 490.95

Buyers LED Multi-Mount Light Bars



8891045



8891049

- Magnetic & permanent mounts included
- 10 selectable flash patterns
- 12-24 Volt DC, 2 Amps @ 12V
- 15 ft cord with accessory power plug & built-in flash pattern selector
- Clear lens - 5 year warranty

Part #	Description	List Price
8891040	24 Amber LED Light Bar - 11" x 6 1/2" x 2 1/4"	\$ 185.95
8891042	12 Amber & 12 Clear LED Light Bar - 11" x 6 1/2" x 2 1/4"	185.95
8891045	Amber/Blue LED Mini Light Bar - 11" x 6 1/2" x 2 1/4"	168.95
8891049	Amber/Green LED Mini Light Bar - 11" x 6 1/2" x 2 1/4"	168.95

Buyers Flashing LED Amber Hexagon Light Bars



8891100



8891102

- 8891100 & 8891102 - 16 5/8" x 11" x 2 5/8"
- Runs on 12-24 Volt DC @ 3.6 Amps
- 4 rubber covered vacuum-magnetic mounts - 25 flash patterns
- 15 ft dual switch power plug
- 8891062 - 56 Amber/clear LEDs
- Runs on 12-24 Volts DC @ 3.2 Amps
- 4 covered magnetic or permanent mounts - 10 flash patterns, sync or alternate
- 10 ft dual switch power plug

Part #	Description	List Price
8891100	30 Amber LED Hex Light Bar	\$ 533.95
8891102	15 Amber & 15 Clear LED Hex Light Bar	533.95
8891062	56 Amber/Clear LEDs LED Hex Light Bar - 15" L x 8 1/4" W x 3" H - SAE J845 Class 1 rating.	349.95

Buyers No-Drill Light Bar Mount



8895551

- 3rd brake light mount eliminates mounting holes in roof of cab
- 22" x 10" pre-punch mounting platform
- Aluminum - black powder coat finish

Part #	Description	List Price
8895551	Light Bar Mount - Fits 2015 & Up F-150, 2017 & Up F-250 - 550	\$ 271.95

Firestone Ride-Rite™ Rear Air Spring Kits

Model	Year	No Drill	Install Time	Part #	List Price
Chevrolet & GMC					
Silverado & Sierra 1500 - 2 & 4 WD, New Body (Except LD or Limited Models)	2019-22	Yes	1 Hours	FAS-2609 (4)	\$ 623.95
Silverado & Sierra 1500 - 2 & 4 WD, Also 2019 LD Models (No High Country & Denali 2015+)	2007-18	Yes	1 Hour	FAS-2430	623.95
Silverado & Sierra 2500 & 3500 HD - 2 & 4 WD	2011-22	Yes	1.5 Hours	FAS-2613	739.95
	2001-10	Yes	2 Hours	FAS-2250	595.95
Dodge / RAM					
2500 Models - 2 & 4 WD	2014-22	Yes	1.5 Hours	FAS-2598	623.95
	2003-13	Yes	1.5 Hours	FAS-2299	623.95
3500 Models - 2 WD	2019-22	Yes	1.5 Hours	FAS-2616	623.95
3500 Models - 4 WD (No Factory Air Assist)	2013-22	Yes	1.5 Hours	FAS-2615	623.95
3500 Models - 2 WD (No Factory Air Assist)	2014-18	Yes	1.5 Hours	FAS-2579	515.95
3500 Models - 2 & 4 WD	2003-12	Yes	1.5 Hours	FAS-2299	623.95
Ford					
F-150 - 2 & 4 WD (Not Raptor)	2015-22	Yes	1.5 Hours	FAS-2582 (1)	623.95
F-150 - 2 & 4 WD (Not Raptor or FX2)	2009-14	Yes	1.5 Hours	FAS-2525 (1)	674.95
F-250 & F-350 Super Duty - 2 WD	2017-22	Yes	1.5 Hours	FAS-2600 (3)	729.95
F-250 & F-350 Super Duty - 4 WD (No Dually)	2017-22	Yes	3 Hours	FAS-2620	701.95
F-350 & F-450 Super Duty - 4 WD Dually	2020-22	Yes	1.5 Hours	FAS-2624	701.95
F-350 & F-450 Super Duty - 4 WD Dually	2017-22	Yes	1.5 Hours	FAS-2604	580.95
F-250 & F-350 Super Duty - 2 & 4 WD	2011-16	Yes	1.5 Hours	FAS-2597 (2)	701.95
Toyota					
Tundra - 2 & 4 WD (Includes Trd)	2007-21	Yes	1.5 Hours	FAS-2445	623.95

Above is a partial listing. More kits available by special order. Please contact customer service.

(1) Requires 8" clearance between tire & frame (2) Will not fit F-350 2 WVD V-10 gas engine with extended cab & 8 ft. Bed
(3) Requires 7.5" Clearance between tire & frame (4) Requires Ride-Rite lift spacer kit FAS-2366 on Z-71 & High Country models (sold separately)

- Maximizes the vehicle's safe load carrying stability & ride quality
- Most kits are no-drill applications & easily install in 1 to 2 hours
- Kits include custom fit brackets, air springs, hardware & air line
- Supports up to 5,000 lbs per set (do not exceed manufacturer's GVWR)



FAS-2613



FAS-2598



FAS-2600

Firestone Coil-Rite™ Coil Spring Assist Kits

- Spring performance can be altered as easily as inflating a tire
- Durable elastic polyurethane
- Designed for temps from -40° to 180°F
- Supports up to 2,000 lbs Per set (do not exceed manufacturer's GVWR)

Model	Year	No Drill	Install Time	Part #	List Price
Chevrolet & GMC					
Front Kit - P-30 Class A Motor Home, G30 & G3500 Class C Motor Home Chassis (4)	Various	—	—	FAS-4100	\$ 171.95
1500 Suburban, Tahoe, Yukon - 2 & 4 WD (Except 2008-14 with Autoride Suspension)	2000-20	Yes	1 Hour	FAS-4108	166.95
Dodge / RAM					
1500 - 2 & 4 WD (Not Power RAM or Rebel)	2009-18	Yes	1 Hour	FAS-4185	209.95

Above is a partial listing. More front & rear kits available. Please contact customer service.

(4) See website or contact customer service for specific year & model fits



FAS-4100

Firestone Aircommand™ Air Compressor Systems

- Aircommand compressors work with all Ride-Rite & Coil-Rite systems
- Single leveling systems inflate & deflate one pair of air springs
- Dual leveling systems inflate & deflate 2 air springs or 2 pairs
- Compressor bracket allows easy attachment to frame - no drilling

Part #	Description	List Price
FAS-2158	Standard Duty Single Leveling System	\$ 465.97
FAS-2178	Standard Duty Dual Leveling System	652.95
FAS-2097	Heavy Duty Single Leveling System	686.95
FAS-2219	Heavy Duty Dual Leveling System	861.95
FAS-2497	Frame Mounting Kit - Fits All Above - No Drilling	89.95
FAS-2610	Wireless Aircommand Kit with App - for iOS or Android Phones - Includes Light Duty Compressor and ECU - Single Leveling - Fits Air Spring Kits That Use 1/4" Tubing	623.95



FAS-2610



FAS-2219



FAS-2581



FAS-2497



Timbren Front Suspension Enhancement System®

- Enhances a vehicle's empty ride quality while providing protection against overloading
- Reduces sway - adds roll stability
- Cushions road shock
- Most kits install in 1 hour using basic hand tools
- No drilling or welding required



Partial Listing Only. We Offer a Complete Line of Timbren Products to Fit - Everything from PT Cruisers to Peterbuilts - Please See Our Website - www.rigidhitch.com

Model	Wheel Drive	Year	Front	
			Part #	List Price
Chevrolet & GMC				
Avalanche 1500	2 & 4	2002-06	GMFK15A	\$ 310.95
Silverado & Sierra 1500	4 WD	2007-15	GMFK15CA	310.95
Silverado & Sierra 1500 2 Door Reg Cab or 3 Door Only (Includes 2007 Classic)	2 WD	1999-06	GMFK25S (1)	310.95
	4 WD	1999-06	GMFK15A (1)	310.95
Silverado & Sierra 1500 4 Door Models Only (Includes 2007 Classic)	2 WD	1999-06	GMFK25S	310.95
	4 WD	1999-06	GMFK15A	310.95
Silverado & Sierra 2500 HD & 3500 HD (Includes Cab & Chassis)	2 & 4	2011-22	GMFK25D	310.95
Silverado & Sierra 3500	2 & 4	2001-10	GMFK25S	310.95
K1500 (Old Body Style)	4 WD	1988-99	GMFK35C	310.95
K2500 with Front Cast Lower Control Arm (Old Body)	4 WD	1996-00	GMFK25S	310.95
K2500 with Front Stamped Lower Control Arm (Old Body)	4 WD	1988-99	GMFK35C	310.95
K3500 with Front Cast Lower Control Arm (Old Body)	4 WD	1996-00	GMFK25S	310.95
K3500 with Front Stamped Lower Control Arm (Old Body)	4 WD	1988-96	GMFK35C	310.95
Express 1500 & Savana 1500	2 & 4	2003-14	GMFK15A	310.95
Express 2500 (City Express 2013-22)	2 WD	2010-22	GMFK15A	310.95
Express 3500 / Savana 3500	4 WD	2003-22	GMFK15A	310.95
Dodge / RAM				
RAM 1500 - Regular/Crew/Quad Cab (Also 2019 Classic Models)	4 WD	2006-18	DF15004B	310.95
RAM 1500 Mega-Cab	4 WD	2006-07	DF25004B	310.95
RAM 2500 - All Models	4 WD	1994-22	DF25004B	310.95
RAM 3500 - All Models	4 WD	1994-22	DF25004B	310.95

(1) Will not fit 4-door models

Model	Wheel Drive	Year	Front	
			Part #	List Price
Ford				
F-150 - All Except Raptor	4 WD	2015-21	FF150G	\$ 310.95
F-250 Super Duty	2 WD	2017-22	FF350SD2	310.95
	4 WD	2017-22	FF350SDC	310.95
	2 WD	2011-16	FF350SD2	310.95
	4 WD	2011-16	FF350SDC	310.95
	2 WD	2005-10	FF350SD2	310.95
	4 WD	2005-10	FF350SDC	310.95
F-350 Super Duty	2 WD	2005-22	FF350SD2	310.95
	4 WD	2005-22	FF350SDC	310.95
F-450 Super Duty Pickup	2 & 4	2011-22	FF550SDE	445.95
F-450 / 550 Super Duty Cab & Chassis	2 & 4	2005-22	FF550SDE	445.95
F-250 / F-350 Super Duty with Snow Plow Package	4 WD	1999-04	FF350SD4B	310.95
F-250 / F-350 Super Duty	4 WD	1999-04	FF350SD4	268.95
Econoline Van - E-250 & E-350	2 WD	1987-14	FEF350	310.95
Econoline Van - E-150, E-250 & E-350	2 WD	1970-14	FEF350	310.95
Econoline E-350 & E-450 Motor Home Chassis	2 & 4	1999-22	FEF350	310.95
E-350 Stripped Chassis - Cube Van	2 WD	1987-22	FEF350UH	310.95
E-350 with Front Coil Springs	2 WD	1975-86	FEF350UH	310.95
E-450 Stripped Chassis - Cube Van	2 WD	1996-14	FEF350UH	310.95
Excursion	4 WD	2000-05	FF350SD4	268.95

(1) Will not fit 4-door models



Timbren Rear Suspension Enhancement System®

- Enhances a vehicle's empty ride quality while providing protection against overloading
- Reduces sway - adds roll stability
- Cushions road shock
- Most kits install in 1 hour using basic hand tools
- No drilling or welding required



Model	Wheel Drive	Year	Rear	
			Part #	List Price
Chevrolet & GMC				
Avalanche 1500	2 & 4	2002-06	GMRG25C	\$ 310.95
Silverado & Sierra 1500	2 & 4	1999-19	GMRCK15S	310.95
Silverado & Sierra 1500 Work Truck (WT), Extended Cab, Crew Cab	4 WD	1999-06	GMRCK25S	310.95
Silverado & Sierra 1500 HD	2 & 4	2001-07	GMRCK25S	310.95
Silverado & Sierra 2500 / 2500 HD	2 & 4	1999-10	GMRCK25S	310.95
Silverado & Sierra 2500 HD & 3500 HD	2 & 4	2011-22	GMRCK25D	310.95
Silverado & Sierra 3500 HD	2 & 4	2001-10	GMRCK35S	445.95
C1500 & C2500 (Old Body Style)	2 WD	1988-99	GMRCK25HD	310.95
K1500 (Old Body Style)	4 WD	1988-99	GMRCK25	310.95
K2500 with Front Cast Lower Control Arm (Old Body)	4 WD	1996-00	GMRCK25	310.95
K2500 with Front Stamped Lower Control Arm (Old Body)	4 WD	1988-99	GMRCK25	310.95
K3500 with Front Cast Lower Control Arm (Old Body)	4 WD	1996-00	GMRCK35	445.95
K3500 with Front Stamped Lower Control Arm (Old Body)	4 WD	1988-96	GMRCK35	445.95
Express & Savana 1500	2 & 4	2003-14	GMRG25C	310.95
Express & Savana 2500 with 6 Bolt Wheels	2 WD	1998-99	GMRG25C	310.95
Dodge / RAM				
RAM 1500 - Regular Cab (Except with Air Suspension) (Also 2019 Classic Models)	2 & 4	2009-22	DR1500DS	310.95
RAM 1500 - Crew Cab & Quad Cab (Except with Air Suspension) (Also 2019 Classic Models)	2 & 4	2009-22	DR1500DQ	310.95
RAM 1500 - Regular, Crew, & Quad Cab	2 & 4	2006-08	DR1525H4	310.95
RAM 1500	2 & 4	2003-08	DR2500CA	310.95
RAM 2500 - All Models	2 & 4	2014-22	DR2500D	310.95
	2 & 4	2003-13	DR2500CA	310.95
RAM 3500 - All Models	2 & 4	2003-22	DR3500CA	445.95
RAM 1500 & 2500 (Includes 2002-2500)	4 WD	1994-01	DR1525H4	310.95

Model	Wheel Drive	Year	Rear	
			Part #	List Price
Ford				
F-150	2 & 4	2015-22	FR1504E	\$ 310.95
	2 WD	2004-14	FR1502D	310.95
	4 WD	2009-14	FR1504D	310.95
	4 WD	2004-08	FR150D	310.95
F-150 (Also '04 F-150 Heritage)	2 & 4	1997-03	FR1525HD	310.95
F-150	2 WD	1981-96	FR150SDE	310.95
F-250 with Torsion Bar Front Suspension	2 & 4	1997-99	FR1525HD	310.95
F-250	4 WD	1970-04	FR250SDE	310.95
F-250 Super Duty	2 & 4	2017-22	FR250SDJ	310.95
	2 & 4	2011-16	FR250SDG	310.95
	2 & 4	2005-10	FR250SDF	310.95
	2 & 4	1999-04	FR250SDE	310.95
F-350	2 & 4	1970-97	FR350SDE	445.95
F-350 Super Duty	2 & 4	2017-22	FR350SDJ	445.95
	2 & 4	2005-16	FR350SDF	445.95
	2 & 4	1999-04	FR350SDE	445.95
F-450 Super Duty Pickup	2 & 4	2011-14	FRSDD	552.95
F-450 / 550 Super Duty Cab & Chassis	2 & 4	2007-14	FRSDD	552.95
Nissan				
Titan	2 WD	2004-21	TORTUN4	310.95
Toyota				
Tacoma with 4-Leaf OEM Rear	2 & 4	2016 -21	TORTUN4	310.95
	4 WD	2005-15	TORTUN4	310.95
Tacoma X-Runner	2 WD	2005-16	TORTUN4	310.95
Tundra Pickup	2 & 4	00-21	TORTUN4	310.95

Partial Listing Only. We Offer a Complete Line of Timbren Products to Fit - Everything from PT Cruisers to Petebuilt. Please See Our Website: www.rigidhitch.com



FR1504E



TORTUN4



DR3500CA



FR350SDJ



- Installs quick & easy - no maintenance / adjustment
- Boosts load & towing capacity yet maintains a smooth ride
- Prevents sag & reduces sway by up to 30%
- For pickups, SUVs, vans & commercial vehicles - sold in pairs
- Limited lifetime warranty

SuperSprings & Mount Kit Sold Separately

Mount kit is REQUIRED when factory springs are OVER the axle



Mounting Kit

Mount kit is NOT REQUIRED when factory springs are UNDER the axle



SSA5



SSA13



SSA28



MTKT

SuperSprings® Rear Suspension Stabilizers

Model	Year	Mount Kit	List Price	Standard Duty		Heavy Duty	
				Part #	List Price	Part #	List Price
Chevrolet & GMC							
Silverado/Sierra 1500 - Includes New & Old Body Style	14-21	MTKT	\$ 98.95			SSA28	\$ 469.95
Silverado/Sierra 1500 LD	99-13	MTKT	98.95	SSA5	\$ 389.95	SSA8	444.95
Silverado/Sierra 1500 (Old Body)	88-98	MTKT	98.95	—	—	SSA9	444.95
Silverado/Sierra 2500 HD & 3500 HD without Top Factory Overload Springs (2) (3)	11-21	MXKT	98.95	SSA16	492.95	SSA13	616.95
Silverado/Sierra 2500 & 3500 without Top Factory Overload Springs (2)(3)	01-10	MXKT	98.95	SSA10	492.95	SSA15	616.95
Silverado/Sierra 2500 & 3500 (3)	88-00	MXKT	96.95	SSA16	492.95	SSA13	616.95
Kodiak 4500 & 5500	03-09	None	—	SSA25	616.95	SSA17	709.95
Blazer	73-94	MTKT	98.95	SSA5	389.95	SSA8	444.95
Express & Savana Van 2500	14-21	MTKT	98.95	SSA9	444.95	—	—
	96-13	MTKT	98.95	SSA8	444.95	SSA12	530.95
Express & Savana Van 3500	14-21	MTKT	98.95	SSA9	444.95	SSA13	616.95
	96-13	MTKT	98.95	SSA8	444.95	SSA13	616.95
Dodge / RAM							
RAM 1500	03-08	MTKT	98.95	SSA6	389.95	SSA9	444.95
RAM 1500	72-02	MTKT	98.95	SSA5	389.95	—	—
RAM 2500 without Factory Overload Springs	03-13	MTKT	98.95	SSA10	492.95	SSA15	616.95
RAM 3500 without Factory Overload Springs (3)	03-20	MTKT	98.95	SSA10	492.95	SSA15	616.95
Promaster 1500, 2500 & 3500	15-21	None	—	SSA11	530.95	—	—
Ford							
F-150	04-21	None	—	—	—	SSA28	469.95
F-150	73-03	MTKT	98.95	SSA5	389.95	SSA8	444.95
F-250 & F-350 with or without Top Overload Spring (3)	11-16	None	—	SSA16	492.95	SSA13	616.95
F-250 & F-350 Super Duty - may be used on trucks with Top Overload Spring (3)	99-21	None	—	SSA22	566.95	SSA25	616.95
F-250 & F-350 Super Duty - Not for trucks with a top overload spring (3)	08-10	None	—	SSA10	492.95	SSA15	616.95
F-250 & F-350 Super Duty - Not for trucks with a Top Overload Spring (3)	99-16	None	—	SSA16	492.95	SSA13	616.95
F-450 & 550 Cab & Chassis - with or without Top Overload Spring	99-21	None	—	SSA17	709.95	SSA26	739.95
Bronco - Full Size	78-96	MTKT	98.95	SSA5	389.95	SSA8	444.95
Ranger	83-09	MTKT	98.95	SSA5	389.95	SSA8	444.95
Transit Van - 150, 250 & 350	15-21	None	—	SSA42	571.95	SSA43	530.95
Van - Full Size E-150	72-14	None	—	SSA8	444.95	—	—
Van - Full Size E-250	06-14	MTKT	98.95	SSA8	444.95	SSA12	530.95
Van - Full Size E-350 & Club Wagon	75-05	None	—	SSA8	444.95	SSA34	566.95
Van - E-350 Super Duty	15-21	None	—	—	—	SSA34	566.95
Van - E-350 Super Duty	99-14	None	—	SSA8	444.95	SSA34	566.95
Mercedes Benz							
Sprinter 2500/3500 - Including Dually (4)	10-21	MTKT	98.95	SSA11	530.95	—	—
Nissan							
NV 1500, 2500 & 3500	12-21	None	—	—	—	SSA28	469.95
Toyota							
Tundra	07-21	None	—	SSA4	530.95	SSA27	678.95
Tundra (1)	00-06	MTKT	89.95	SSA8	444.95	—	—

Above is a Partial Listing. More Kits Available By Special Order. Please Contact Customer Service. 🚚 - Special Order
 (1) Needs bump stop cut off 1" (2) Single rear wheel only (3) Pickups only - no cab & chassis
 (4) With 3-leaf non-parabolic springs only

SumoSprings® Suspension Stabilizers



- Enhanced suspension stabilization for trucks & SUVs with coil or leaf springs
- Leak & rupture proof

- Made of micro-cellular polyurethane foam - maintenance free
- Compression rate of up to 80% with full memory rebound
- Made in USA

Front SumoSprings®

Model	Wheel Drive	Year	Front SumoSpring	List Price \$
Chevrolet & GMC				
Silverado/Sierra 2500 HD & 3500 HD	2 & 4	11-21	SSF-202-47	\$ 246.95
Silverado/Sierra 2500 HD	2 & 4	01-10	SSF-201-47	184.95
Silverado/Sierra 3500 Chassis Cab	2 & 4	01-06	SSF-201-47	184.95
Suburban 2500 / Yukon XL 2500	2 & 4	00-13	SSF-201-47	184.95
Express Savan Van 1500 - 4500	2 WD	07-19	SSF-204-47	184.95
Dodge / RA				
RAM 2500 Pickup	4 WD	94-21	SSF-302-47	246.95
RAM 3500 Pickup	4 WD	03-20	SSF-302-47	246.95
RAM 4500 / 5500 Chassis Cab	2 & 4	07-18	SSF-303-54	246.95
Ford				
F-250 Super Duty Pickup	2 WD	05-21	SSF-111-47	266.95
	4 WD	05-21	SSF-111-47	266.95
	4 WD	99-04	SSF-103-40	228.95
F-350 Super Duty Pickup & Chassis Cab	2 WD	17-21	SSF-111-47	266.95
	4 WD	05-21	SSF-111-47	266.95
		99-04	SSF-103-40	228.95
F-450 / 550 Super Duty Pickup & Chas. Cab	2 & 4	05-19	SSF-111-47	266.95
E-150 & E-250	2 WD	03-14	SSF-106-47	228.95
E-350 & E-450 Super Duty	2 WD	03-21	SSR-106-47	309.95
Jeep				
Gladiator (1)	4 WD	20-21	SSF-402-54	183.95
Wrangler (1)	4 WD	07-21	SSF-402-54	183.95
Mercedes-Benz				
Sprinter 2500/3500	2 WD	15-21	SSF-327-47	207.95
Toyota				
Tundra	2 & 4	00-21	SSF-604-40	266.95

Note: This is a Partial Listing. More applications are available - Please contact customer service for help. (1) For vehicles with a 0-3" of lift

Rear SumoSprings®

Model	Wheel Drive	Year	Rear SumoSpring	List Price \$
Chevrolet & GMC				
Silverado/Sierra 1500	2 & 4	99-18	SSR-209-47	\$ 309.95
Silverado/Sierra 2500 HD & 3500 HD	2 & 4	11-21	SSR-203-40-2	591.95
Silverado/Sierra 2500 HD	2 & 4	01-10	SSR-201-47-2	591.95
Silverado/Sierra 3500 Chassis Cab	2 & 4	01-06	SSR-201-47-2	591.95
Tahoe / Yukon	2 WD	07-21	SSR-204-40	246.95
1500 Thru 4500 Express & Savana Van	2 WD	07-19	SSR-205-47	246.95
Dodge / RAM				
RAM 1500 Pickup	4 WD	01-20	SSR-307-47	309.95
RAM 2550 & 3500	2 & 4	14-21	SSR-312-47	358.95
RAM 3500 Pickup	2 WD	03-18	SSR-301-47-2	591.95
	4 WD	03-20	SSR-301-47-2	591.95
Promaster 1500, 2500, & 3500	2 WD	15-21	SSR-313-54	309.95
Sprinter 3500	2 WD	04-09	SSR-338-47	309.95
Ford				
E-350 Super Duty	2 WD	01-21	SSR-106-47-1	739.95
E-450 Super Duty	2 WD	03-21	SSR-106-47-1	739.95
F-150 (Except Raptor)	2 & 4	15-21	SSR-143-40-2	616.95
F-250 Super Duty Pickup	4 WD	17-21	SSR-128-40-2	591.95
F-250 & F-350 Super Duty Pickup	4 WD	17-21	SSR-128-47-2	591.95
		11-16	SSR-139-47-2	538.95
		99-16	SSR-140-47	432.95
Transit-150, 250, 350, & 350 HD	2 WD	15-21	SSR-121-47	309.95
Transit-150, 250, 350, & 350 HD	4 WD	20-21	SSR-121-47	309.95
Freightliner				
Sprinter 3500	2 WD	10-21	SSR-338-47	309.95
Sprinter 4500	2 WD	17-21	SSR-338-47	309.95
Mercedes-Benz				
Sprinter 2500	4 WD	15-20	SSR-327-47-2	616.95
Sprinter 3500	2 WD	10-21	SSR-338-54	358.95
Sprinter 4500	2 WD	17-21	SSR-338-54	358.95
Nissan				
Frontier	2 & 4	16-21	SSR-612-47	269.95
	2 & 4	05-15	SSR-610-47	296.95
Toyota				
Tundra Pickup	2 & 4	00-21	SSR-610-47	296.95

Note: This is a Partial Listing. Many More Applications Available - Please Contact Customer Service

Coil SumoSprings

- Get an additional 30% on factory coils.

Model	Wheel Drive	Year	Coil SumoSpring	List Price \$
Chevrolet & GMC				
Silverado/Sierra 1500 HD & 3500 HD	2 & 4	07-21	CSS-1168	\$ 210.95
Tahoe	2 & 4	07-21	CSS-1145	184.95
Express Savana Van 2500 & 3500	2 WD	07-20	CSS-1168	210.95
Express / Savana 1500	2 WD	03-14	CSS-1168	210.95
RAM				
1500	4WD	11-19	CSS-1168	210.95
ProMaster 1500, 2500 & 3500	2 WD	14-21	CSS-1195	210.95
Ford				
F-150	2 & 4	04-20	CSS-1094	154.95
F-250 Super Duty	4 WD	15-19	CSS-1195	210.95
F-450 & F-550	2 & 4	05-14	CSS-1145	184.95
Transit, Transit-150, 250, 350 & 350 HD	2 WD	15-20	CSS-1195	\$ 210.95
Transit 150, 250, 350 & 350 HD	4 WD	2020	CSS-1195	201.95

Table Continues - Look to the Right →

Coil SumoSprings

Model	Wheel Drive	Year	Coil SumoSpring	List Price \$
Jeep				
Wrangler	4 WD	97-20	CSS-1168	210.95
Nissan				
NV 1500, 2500 & NV 200	2 WD	12-21	CSS-1168	210.95
Frontier	2 WD	09-21	CSS-1125	172.95
Toyota				
Tundra	4 WD	00-21	CSS-1069	154.95



RideCONTROL™
59500 Series

LoadLIFTER 5000™
57000 Series

- Load support for leaf spring suspensions - light to medium loads
- Leveling support for 1/2 ton trucks, vans, SUVs, mini-trucks & mini-vans
- 2,000 lbs load leveling capacity
- Load support for leaf spring suspensions with heavy loads
- Leveling support for 1 ton trucks, vans, motor homes & campers
- 5,000 lbs load leveling capacity

Model	Wheel Drive	Year	Rear Air Springs		Load Lifter 7500XL & 5000 Ultimate - Rear	
			Part #	List Price	Part #	List Price
Chevrolet & GMC						
Colorado / Canyon - Z71, YC1 - Not Cab & Chassis	2 WD	2004-12	AL-59539	\$ 510.95	—	—
Colorado / Canyon - Z71 & Z85 - Not Cab & Chassis	4 WD	2004-12	AL-59539	510.95	—	—
Silverado / Sierra 1500 - New Body Style (Except Trail Boss & AT4 Models)	2 & 4	2019-22	AL-57288	577.95	AL-88288	\$ 728.95
Silverado / Sierra 1500 - 8 ft Bed (Also 2019 LD)	2 & 4	2007-18	AL-59567	369.95	AL-88211	728.95
Silverado / Sierra 1500 - 68.4" & 78" Beds (& 2019 LD)	2 & 4	2007-18	AL-59565	510.95	AL-88204	728.95
Silverado / Sierra 1500 Classic - Not HD (1)	2 & 4	1999-07	AL-59501	510.95	—	—
Silverado / Sierra 1500 HD (1)	2 & 4	2001-05	AL-59501	510.95	AL-88250	728.95
Silverado / Sierra 1500 HD - Heavy / Commercial Use	2 & 4	2001-05	AL-57250	577.95	AL-88250	728.95
Silverado / Sierra 2500 - Not HD	2 & 4	1999-04	AL-57250	577.95	AL-88250	728.95
Silverado / Sierra 2500HD & 3500HD	4 WD	2020-22	AL-57341	696.95	AL-88341 AL-57541	860.95 979.95
Silverado / Sierra 2500HD & 3500HD - No Cab & Chassis	2 & 4	2011-19	AL-57338	696.95	AL-57538 AL-88338	979.95 860.95
Silverado / Sierra C/K 3500 - Cab & Chassis Only	2 & 4	2011-15	—	—	AL-88339	761.95
Silverado / Sierra 2500HD & 3500 - Not Cab & Chassis	2 & 4	2001-10	AL-57275	558.95	AL-88275	728.95
Van - Express / Savana - G-2500 Over 7,300 lbs GVWR	2 WD	1996-17	AL-57205	577.95	AL-88205	728.95
Van - G3500 - Passenger Van Only	2 WD	1996-17	AL-57205	577.95	AL-88205	728.95
Dodge / RAM						
Dakota Pickup (1)	4 WD	1987-04	AL-59501	510.95	—	—
RAM 1500 1/2 Ton Pickup - New Body Style	2 & 4	2019-21	AL-57375	613.95	AL-88375	761.95
RAM 1500 1/2 Ton Pickup - without Factory Air Suspension (19) (Also Fits 2019 Classic Models)	2 & 4	2009-18	AL-60818 AL-60818HD AL-57365	169.95 244.95 601.95	AL-88365	761.95
	2 WD	2002-08	AL-59551	510.95	AL-88257	728.95
	4 WD	2002-08	AL-59551	510.95	AL-88230	728.95
RAM 2500 Pickups - without Factory Air Suspension	2 & 4	2014-22	AL-57289	577.95	AL-57589 AL-88289	839.95 728.95
RAM 2500 Pickups	2 WD	2003-13	—	—	AL-88297	728.95
	4 WD	2003-13	AL-57295	577.95	AL-88295	728.95
RAM 2500 Pickups (2)	2 & 4	1994-02	AL-57215	577.95	AL-88215	728.95

Never exceed manufacturer's gross vehicle weight ratings - more models available by special order - please contact customer service (1) Requires 6" between tire & frame (2) Requires 8" between tire & frame (3) With axle to frame dimensions of 7.25" or less, use kit AL-57128 (7) Rear air springs will not fit if vehicle is equipped with B&W gooseneck hitch

Additional Air Lift Applications are available online at rigidhitch.com. If you have any questions please call our Customer Service Team

Air Lift Replacement Sleeve & Bellow Kits



Part #	Description	List Price
AL-50202	Replacement Sleeve Kit - Ride Control - Sold Each	\$ 107.95
AL-50203	Replacement Sleeve Kit - Ride Control - Sold Each	109.95
AL-50254	Replacement Sleeve Kit - Ride Control - Sold Each	148.95
AL-50201	Replacement Bellow Kit - Super Duty - Sold Each	193.95
AL-50252	Replacement Bellow Kit - Super Duty - Sold Each	193.95
AL-25301	Air Lift Parts Pack - 50 ft Hose, Tees, Elbows, Etc.	145.95



LoadLIFTER 7500 XL

- 20% more air spring volume than LoadLifter 5000 Air Spring
- All kits are compatible with most fifth wheel & gooseneck hitches
- Up to 7,500 lbs load leveling capacity



LoadLIFTER 5000[™]

- 80000 Series **ULTIMATE**
- Internal jounce bumper prevents damage when driving with an empty air bag
- Never bottom out with the Ultimate
- 5,000 lbs load leveling capacity

Model	Wheel Drive	Year	Front Air Spring		Rear Air Springs		Load Lifter 7500XL & 5000 Ultimate - Rear	
			Part #	List Price	Part #	List Price	Part #	List Price
Dodge / RAM - Continued								
RAM 3500 Pickups - without Factory Air Suspension Single & Dual Wheels - Not Cab & Chassis	2 & 4	2019-22	—	—	AL-57231	\$ 577.95	AL-57531 AL-88231	\$ 839.95 728.95
	2 WD	2014-18	—	—	—	—	AL-88297	728.95
	4 WD	2014-18	—	—	AL-57295	577.95	AL-57595 AL-88295	839.95 728.95
RAM 3500 Pickups - Single & Dual Wheels - Not Cab & Chassis	2 WD	2003-13	—	—	—	—	AL-88297	728.95
	4 WD	2003-13	—	—	AL-57295	577.95	AL-57595 AL-88295	839.95 728.95
Ford								
Excursion	4 WD	2000-05	🚚 AL-57154	\$ 577.95	—	—	🚚 AL-88340	549.95
F-150 1/2 Ton Pickup - Not Raptor (17)	2 WD	2015-20	—	—	AL-57268	577.95	AL-88268	499.95
	4 WD	2015-20	—	—	AL-57385	601.95	AL-88385	761.95
	2 WD	2010-14	—	—	—	—	AL-88228	728.95
	4 WD	2010-14	—	—	—	—	AL-88200	728.95
F-150 1/2 Ton Pickup - Not 2004 Heritage	2 WD	2004-09	—	—	AL-59544	510.95	AL-88228	728.95
	4 WD	2004-09	—	—	AL-59544	510.95	AL-88200	728.95
F-150 1/2 Ton Pickup - Including Heritage (1)	2 & 4	1997-04	—	—	AL-59501	510.95	—	—
F-250 & F-350 Super Duty Pickups - Single & Dual Rear Wheels - Not Cab & Chassis	4 WD	2017-19	—	—	AL-57399	613.95	AL-57577 AL-88399	949.95 761.95
	4 WD	2011-16	—	—	AL-57396	613.95	AL-57596 AL-88396	879.95 761.95
F-250 & F-350 Super Duty Pickups (4)(11)	2 & 4	2005-10	AL-80537 (4)	159.95	AL-57212	591.95	AL-88212	728.95
F-250 & 350 Super Duty with 5th Wheel or Gooseneck (16)	2 WD	2005-10	—	—	AL-57397	601.95	AL-88397	761.95
F-250 & 350 Super Duty with 5th Wheel or Gooseneck (16)	4 WD	2005-10	—	—	AL-57398	613.95	AL-88398	761.95
F-250 & 350 Super Duty with 5th Wheel (1)(4)(11)	2 & 4	2005-10	AL-80537 (4)	159.95	AL-57212	591.95	AL-88212	728.95
F-250 & F-350 Super Duty Pickups (2)(11)	2 WD	1999-04	—	—	AL-57215	577.95	AL-88215	728.95
F-250 & F-350 Super Duty Pickups (2)(11)	4 WD	1999-04	🚚 AL-57154	577.95	AL-57215	577.95	AL-88215	728.95
F-250 & F-350 Pickup with 5th Wheel (11)	2 & 4	1971-04	—	—	AL-57298	577.95	AL-88298	728.95
F-350 Super Duty with Dually	4 WD	2020-22	—	—	AL-57350	613.95	AL-57550 AL-88350	949.95 761.95
F-450 Super Duty Pickup - Not Cab & Chassis	2 & 4	2015-16	—	—	AL-57349	459.95	—	—
F-450 Super Duty Pickup - Not Cab & Chassis	4 WD	2011-14	—	—	AL-57396	613.95	AL-88396	761.95
F-450 Pickup - Not Cab & Chassis (4)	2 & 4	2008-10	AL-80537 (4)	159.95	AL-57347	601.95	AL-88347	761.95
F-450 & F-550 Commercial Vehicle (6)	2 & 4	2005-19	—	—	AL-57345	601.95	—	—
	2 & 4	1994-04	🚚 AL-57154	577.95	AL-57345	601.95	—	—
Ranger Pickup	2 & 4	2019-21	—	—	AL-57234	577.95	AL-88234	728.95
Van - E-250 & E-350 3/4 & 1 Ton	2 WD	1975-17	—	—	—	—	AL-88138	595.95
E-350 Class C Motor Home	2 WD	1975-17	—	—	—	—	AL-88138	595.95
Toyota								
Tundra Pickup (15)	2 & 4	2007-21	—	—	—	—	AL-88299	621.95

Never exceed manufacturer's gross vehicle weight ratings - more models available by special order - please contact customer service 🚚 Special order part (1) Requires 6" between tire & frame (2) Requires 8" between tire & frame (4) Front kit fits 4WD models only (6) Requires 9" between tire & frame (11) Not Elite / Signature Series and/or hitches with rail kits that mount to the outside of vehicle's frame (15) May not work with some 5th wheel hitches (16) Use with 5th wheel or goosenecks with rail kits that mount on outside of frame (17) Rear air springs will not fit if truck is equipped with gooseneck hitch

Air Lift Air Spring Spacers

- Works with all LoadLifter 5000 series & LoadLifter 7500 XL kits
- Choose 2", 4", or 6" heights
- Kits include 2 level spacers & required installation hardware
- Limited lifetime warranty

Part #	Description	List Price
AL-52420	2" Lift Air Spring Spacer Kit - Pair	\$ 111.95
AL-52440	4" Lift Air Spring Spacer Kit - Pair	125.95
AL-52460	6" Lift Air Spring Spacer Kit - Pair	136.95



Air Lift LoadController™ On-Board Air Compressor Systems



AL-25850



AL-25854

- Adjust your air spring pressure up or down with the touch of a button
- Compact display fits in any 2 1/8" gauge pod & eliminates the need for bulky mounting panels
- Automatically senses low pressure & activates to maintain minimum levels
- Air Lift compressor systems are compatible with all air springs
- Single path airflow lets both air springs inflate/deflate together
- Dual path systems let you adjust left & right air springs independently
- Systems include standard or heavy duty compressor, wire harness, manifold, air lines, controller, customizable gauge pod & hardware
- 2 year limited warranty

Part #	Description	List Price
AL-25850	LoadController Single On-Board System with Standard Duty Compressor	\$ 351.95
AL-25854	LoadController Single On-Board System with Heavy Duty Compressor	409.95

Note: LoadController systems do not include air springs - Sold separately - See previous pages

Air Lift LoadController™ II Manual Compressor Systems



AL-25812



AL-25651

- Convenient on-board suspension adjustment, from the drivers seat
- Kits contain 12 volt compressor, gauges, lines, fittings & all electrical
- Increases driving comfort & safety
- Includes low pressure sensor for minimum pressure maintenance
- Kits come pre-wired & plumbed for easy installation
- 2 year limited warranty

Part #	Description	List Price
AL-25592	LoadController II Single Gauge System - Controls Both Air Springs At The Same Time - Front-to-Back Manual Control	\$ 334.95
AL-25812	LoadController II Dual Gauge System - Allows Individual Pressure In Each Air Spring - Front-to-Back & Side-To-Side Manual Control	495.95
AL-25651	Heavy Duty System - For Motor Home, 5Th Wheel & Commercial Towing - Dual Controls For Rear Left & Right Air Springs	714.95

Note: LoadController systems do not include air springs - Sold separately - See previous pages

Air Lift SmartAir™ II Automatic Leveling On-Board Air System



AL-25490



AL-25491

- Kit includes pre-assembled wiring harness, sensor system & compressor
- Works with Super Duty & Ride Control
- 1 1/2 hr average installation time
- Unique non-contact height sensor maintains level ride
- No in-cab lines or controls needed
- 2 year limited warranty

Part #	Description	List Price
AL-25490	SmartAir II Single Path Leveling System - Compressor, Lines, Sensors & Wiring	\$ 629.95
AL-25491	SmartAir II Dual Path Leveling System - Compressor, Lines, Sensors & Wiring	1263.95

Note: SmartAir II systems do not include air springs - Sold separately - See previous pages
SmartAir II systems cannot be used with Air Lift 1000 helper springs

Air Lift WirelessOne™ On-Board Compressor System



AL-25980



AL-25980EZ

- Adjust your air spring pressure up or down with the touch of a button
- Easy installation - no air lines have to be run to the truck cab
- Provides 3 different memory settings for frequently used air pressures
- EZ model has upgraded compressor
- Key fob remote control with changeable backlight colors
- Single path airflow lets both air springs inflate/deflate together
- Includes standard compressor, wire harness, manifold, lines & controller
- 2 year limited warranty

Part #	Description	List Price
AL-25980	WirelessOne On-Board Compressor System - 2nd Generation	\$ 606.95
AL-25980EZ	WirelessOne On-Board Compressor System - 2nd Generation with Install Bracket	779.95

Note: WirelessOne system does not include air springs - Sold separately - See previous pages

Air Lift WirelessAir System - 2nd Generation



- WirelessAir™ provides one-touch inflation and deflation of your air springs from inside or outside the vehicle
- Inflate and deflate each air spring independently to different pressures - two user-defined memory buttons
- EZ Mount packages the manifold and upgraded, heavy-duty compressor into one convenient, pre-assembled and factory-tested bracket, giving you everything you need to have full control of your air springs in no time at all

Part #	Description	List Price
★ AL-74000EZ	App Enabled WirelessAir System with EZ Mount - Compressor, Remote Lines, Sensors & Wiring	\$ 1267.95

Note: WirelessAir system does not include air springs - sold separately - See previous pages

Stromberg Carlson Vented Steel Tailgate



- Increases rearward visibility
- Vented design improves mileage
- All steel tubular construction
- Black finish - can be painted to match

Description	Part #	List Price
2014-18 Chevrolet / GMC 1500 Pickups (And 2019 "LD")	VGM-14-100 ◆	\$ 345.95
2014-18 Chevrolet / GMC 2500 HD & 3500 HD Pickups	VGM-14-100 ◆	345.95
2007-13 Chevrolet / GMC LD & HD Pickups	VGM-07-100 ◆	345.95
1999-06 Chevrolet / GMC Pickups (Also 2007 Classic) (1)	VGM-99-100 ◆	345.95
1988-98 Chevrolet / GMC Pickups (Old Body Style) (2)	VGM-88-100 ◆	345.95
2009-18 Dodge RAM 1500 & 2010-18 2500/3500 Series	VGD-10-100 ◆	345.95
2002-08 Dodge RAM 1500 & 2003-09 2500/3500 Series	VGD-02-100 ◆	345.95
1995-01 Dodge RAM 1500 & 1995-02 2500/3500 Series	VGD-94-101 ◆	345.95
2015-19 Ford F-150 Pickups	VG-15-100 ◆	345.95
2004-14 Ford F-150 (New Body Style)	VG-04-100 ◆	345.95
1997-03 Ford F-150 & F-250 Pickups (Also 2004 Heritage)	VG-97-100 ◆	345.95
2017-19 Ford F-250 & F-350 Super Duty Pickups	VG-15-100 ◆	345.95
1999-16 Ford F-250 & F-350 Super Duty Pickups	VG-97-100 ◆	345.95

(1) 62.5" Gate - Will Not Fit with Pro-Tech Composite Bed (2) 64.5" Gate



Stromberg Carlson 4000 Series Louvered Tailgate



- Glass filled composite materials
- Rotary latches & cables included
- Single-hand easy release
- Key locks gate onto truck
- Limited 2 year warranty
- Louvered for lower wind resistance

Description	Part #	List Price
2014-18 Chevrolet / GMC 1500 Pickups (And 2019 "LD")	VGM-14-4000 ◆	\$ 550.95
2014-18 Chevrolet / GMC 2500 HD & 3500 HD Pickups	VGM-14-4000 ◆	550.95
2007-13 Chevrolet / GMC LD & HD Pickups	VGM-07-4000 ◆	550.95
1999-06 Chevrolet / GMC Pickups (Also 2007 Classic) (1)	VGM-99-4000 ◆	550.95
2009-18 Dodge RAM 1500 & 2010-15 2500/3500 Series	VGD-10-4000 ◆	550.95
2002-08 Dodge RAM 1500 & 2003-09 2500/3500 Series	VGD-02-4000 ◆	550.95
2015-19 Ford F-150 Pickups	VG-15-4000 ◆	550.95
2004-14 Ford F-150 Pickups (New Body Style)	VG-04-4000 ◆	550.95
1997-03 Ford F-150 & F-250 LD Pickups (Also 2004 Heritage)	VG-97-4000 ◆	550.95
2017-19 Ford F-250 & F-350 Super Duty Pickups	VG-15-4000 ◆	550.95
1999-16 Ford F-250 & F-350 Super Duty Pickups	VG-97-4000 ◆	550.95

(1) Will Not Fit with Pro-Tech Composite Bed



Erickson Blue & Silver Heavy Duty Tarps

- Tarps feature metal grommets every 3 feet along all 4 edges
- Blue tarps have 8 x 8 weave bonded between polyethylene coating
- Silver tarps have 14 x 14 criss-cross mesh of 1,000 denier nylon thread
- Silver-grey polyethylene coating is reflective & treated to resist UV rays

Part #	Description	List Price
E-57000	6 ft x 8 ft Blue Tarp - 8 x 8 Weave	\$ 7.75
E-57001	8 ft x 10 ft Blue Tarp - 8 x 8 Weave	11.05
E-57006	10 ft x 12 ft Blue Tarp - 8 x 8 Weave	10.95
E-57009	16 ft x 20 ft Blue Tarp - 8 x 8 Weave	43.55
E-57011	20 ft x 30 ft Blue Tarp - 8 x 8 Weave	58.95
E-57020	6 ft x 8 ft Silver Heavy Duty Tarp - 14 x 14 Weave	14.95
E-57021	8 ft x 10 ft Silver Heavy Duty Tarp - 14 x 14 Weave	25.95
E-57022	10 ft x 14 ft Silver Heavy Duty Tarp - 14 x 14 Weave	41.95
E-57023	12 ft x 18 ft Silver Heavy Duty Tarp - 14 x 14 Weave	66.95
E-57025	16 ft x 20 ft Silver Heavy Duty Tarp - 14 x 14 Weave	98.95



Five Star Arched Aluminum Loading Ramps



SHIPPING CHARGES APPLY

- All aluminum ramp sets - sold in pairs
- Vinyl coated ends protect tailgate
- Ideal for loading lawn tractors, ATVs & golf carts into pickup bed

Part #	Description	List Price
FS-512H * ♦	Heavy-Duty Arched Ramps - Pair - 5' x 12" - 2,500 lbs Capacity	\$ 399.95
FS-612 ♦	Arched Ramps - Pair - 6' Long x 12" Wide - 1,000 lbs Capacity	309.95
FS-712 ♦	Arched Ramps - Pair - 7' Long x 12" Wide - 1,500 lbs Capacity	384.95
FS-912 ♦	Arched Ramps - Pair - 9' Long x 12" Wide - 1,500 lbs Capacity	549.95

* Note: FS-512H has hook ends - no vinyl coating as on other ramps

Five Star Aluminum Bi-Fold & Tri-Fold Loading Ramps



FS-451

SHIPPING CHARGES APPLY

- Bi-fold is 20" wide folded, 40" open
- Tri-fold are 17" wide folded, 51" open
- Vinyl coated ends protect tailgate
- 1,000 lbs distributed load capacity

Part #	Description	List Price
FS-400 ♦	Bi-Fold Ramp - 6' Long x 40" Wide - 20" Wide Ramp Areas	\$ 295.95
FS-451 ♦	Tri-Fold Ramp - 6' Long x 51" Wide - 17" Wide Ramp Areas	328.95
FS-751 ♦	Tri-Fold Ramp - 7' Long x 51" Wide - 17" Wide Ramp Areas	364.95

Erickson Steel Loading Ramp



E-07464

E-07441

- E-07435 - anti-skid surface prevents slipping, even when wet
- E-07464 - black powder coated finish with rubber tipped fingers

Part #	Description	List Price
E-07435 ♦	Tri-Fold Arched Ramp - Pair - 72" x 9" - 1,000 lbs Capacity	\$ 385.95
E-07464 ♦	Bi-Fold Mesh Ramp - Single - 80" x 11" Wide - 800 lbs Capacity	239.95

Erickson Aluminum Loading Ramps



E-07458

E-07488

SHIPPING CHARGES APPLY

- E-07447 center folding mild arched ramp with non slip finish
- E-07463 tri-fold ramp can be taken apart to make 3 separate ramps
- E-07488 has removable polyethylene runners for carbide skis
- All come fully assembled & include 2 safety straps or chains

Part #	Description	List Price
E-07441 ♦	Bi-Fold Arched/Folding Ramp - Single - 11" W x 90" L - 750 lbs Capacity	\$ 270.95
E-07447 ♦	Center-Fold Mild Arched Ramp - Single - 12" W x 85" L - 770 lbs Capacity	249.95
E-07459 ♦	Center-Fold Ramp - Single - 30" W x 72" L - 1,200 lbs Capacity	665.95
E-07458 ♦	Tri-Fold Ramp - Single - 45" W x 69" L - 1,500 lbs Capacity	475.95
E-07463 ♦	Tri-Fold Ramp - Single - 50" W x 77" L - 1,500 lbs Capacity	361.95
E-07488 ♦	Tri-Fold Ramp with Polyethylene Runners - Single - 54" W x 84" L - 1,500 lbs Capacity - Great for Snowmobiles/ATV	819.95

Ramp Ends, Mat Kits & Anti-Skid Tape



K-05674

AST-460

- Do-it-yourself ramp kit with steel ramp ends turns 2 x 8's or 2 x 10's into sturdy loading ramps using your own lumber (not included)
- Anti-skid tape has black coarse grit - improves traction & safety
- Anti-skid tape is ideal for ramps, bumpers, steps - just peel & stick

Part #	Description	List Price
K-05674	2 x 8 Ramp Kit - Includes 2 Ramp Ends & Hardware - Steel	\$ 41.95
AST-60	Anti-Skid Tape - Self-Adhesive - 2" x 60 ft Roll	57.95
AST-460	Anti-Skid Tape - Self-Adhesive - 4" x 60 ft Roll	126.95

Erickson Big Bed the Tailgate Sawhorse

- Tailgate kit extends truck bed 3 ft
- Requires drilling of tailgate
- Great for work table, hauling canoes & extension ladders



Part #	Description	List Price
E-07610	The Tailgate Sawhorse - Includes Hardware	\$ 42.95

Highland Adjustable Heavy Duty Truck Cargo Net

- Adjusts to fit all trucks
- UV & weather resistant netting
- Adjustable straps for tighter fit
- Attach to stake pockets or anchors



94242

Part #	Description	List Price
94242	Adjustable Heavy Duty Truck Cargo Net	\$ 48.95

Keeper Cargo Bars for Trucks & SUVs

- Holds cargo securely in place for safe transport
- Uses ratcheting action to tighten and adjusts from 40" to 70"



K-05059

Part #	Description	List Price
K-05059	Ratcheting Cargo Bar with Rubber Foot Pads	\$ 52.95
K-05060	Ratcheting Cargo Bar with Foot Pads & Storage Net	65.95

Buyers Kabgard™ Cab Protectors

- Quick, no drill installation
- Mounts in existing stake pockets
- Black powder coat resists rust
- Optional LED light bars offers 22 flash patterns - 11 strobe, 11 traffic
- Durable anodized aluminum housing



Part #	Description	List Price
85104 ♦	1999-2021 Chevrolet/GMC 1500/2500 Pickups - All Cab Styles 1997-2019 Ford F-150 & 1997-99 Super Duty Reg. Cab 2019-2021 Dodge RAM 1500 1997-2001 Dodge RAM 1500 Reg. Cab & 1997-2000 Quad Cab 2001 Dodge RAM 1500 Quad Cab (155" Wheelbase Only) 1997-2001 Dodge RAM 2500 Reg. Cab	\$ 427.95
85204 ♦	2003-2021 Chevrolet/GMC 2500 HD/3500 Pickups - All Cab Styles 2003-2016 Ford F-250/F-350 Super Duty - All Cab Styles 2001-2018 Dodge RAM Quad Cab & 2002-2017 2500 Reg. Cab 2003-2019 Dodge RAM 2500 Quad Cab 2003-2019 Dodge RAM 3500 Reg. & Quad Cab, 2006 Mega Cab	427.95
8894037	37" Light Bar - 24 Amber LEDs - Mounting Brackets & Switch Panel Sold Separately - See Below	665.95
8894047	47" Light Bar - 32 Amber LEDs - Mounting Brackets & Switch Panel Sold Separately - See Below	808.95
6391204	Switch Panel - 4 Rocker Switches	48.95
6391206	Switch Panel - 6 Push-Button Switches	149.95
8894050	Mounting L-Brackets - Used to Mount Light Bars Above	35.95



8894037



6391206

B&W Pickup Cab Protectors

- Mounts to pickup's bed rails
- Mounting kit included
- Includes LED lights & chrome accents
- Tie down brackets & grab handles
- Textured black painted finish
- Beacon & light bar brackets available



Part #	Description	List Price
PUCP7543BA ♦	2020-21 Chevrolet/GMC 2500 & 3500 Trucks Except with CarbonBed	\$ 709.95
PUCP7540BA ♦	2019 Chevrolet/GMC 1500 LD & 1500 Limited 1988-2018 Chevrolet/GMC 1500 & 2000-2010 2500 & 3500	709.95
PUCP7541BA ♦	2011-2019 Chevrolet/GMC 2500 HD & 3500 HD Trucks	709.95
PUCP7502BA ♦	2017-2020 Ford F-250 & F-350 Super Duty Trucks	709.95
PUCP7500BA ♦	1999-2016 Ford F-250 & F-350 Super Duty Trucks	709.95
PUCP7522BA ♦	2009-2018 Dodge RAM 1500 (Except Rambox & 5' 7" Bed) 2010-2020 Dodge RAM 2500 & 3500 Trucks (Except Rambox)	709.95
CPXA6001B	Light Bar Kit - Works with All Above	34.95
CPXA6002B	Beacon Bracket - Works with All Above	18.95



CPXA6001B



CPXA6002B

Note: all racks above available in white by special order



Hauler Racks Aluminum Universal Van Rack

- Mounts to van's rain gutters
- Light weight, rust proof anodized & bright dipped aluminum
- HD 2-clip mounts - 800 lbs capacity
- 4 adjustable load secure posts
- Cannot be used on Sprinter vans

Part #	Description	List Price
ULRE	Fits All Full-Size Vans & Mini-Vans with Rain Gutters	\$ 339.95

Note: Permanent mount models available - Please contact customer service



Buyers Universal Steel Gutter Mount Van Rack

- Mounts to van's rain gutters
- 6" extra-wide mounting plates with 3-bolt gutter clamp - no drilling
- Carries 600 lbs evenly distributed
- E-coat & powder coat white finish
- Multiple built-in tie down points
- Kit includes 2 cross bars
- Optional 3rd bar sold separately

Part #	Description	List Price
1501310	Fits All Full-Size Vans & Mini-Vans with Rain Gutters	\$ 317.95
1501311	Optional 3rd Cross Bar for Vans with Crowned Roof	163.95



Keeper Rack Ratchet For Pickup Truck Racks

- Rack ratchet permanently attaches to square or round truck racks
- Ideal for securing ladders, lumber or pipe for transport
- 8 ft webbing retracts & stores on ratchet - mounting hardware included
- 500 lbs working load capacity - 1,500 lbs break strength

Part #	Description	List Price
K-05530	Rack Ratchet - 8 ft Strap - 500 lbs Working Load Limit	\$ 35.95



Erickson Aluminum or Steel Truck Racks

- Fits all long & short bed pickups
- Includes 4 adjustable load support brackets
- Works with bed liners & tool boxes
- Yellow chromate plated hardware
- Both rated 800 lbs capacity

Part #	Description	List Price
E-07705	Aluminum Truck Rack - 66.4" x 12.6" x 34" Assembled	\$ 665.95
E-07706	Steel Truck Rack - 78" x 14.7" x 33.5" Assembled	629.95



Erickson Steel Truck Rack

- Assembled size: 135" x 54.8" x 32.9"
- Patented adjustable clamping system fits all pickups
- Works with bed liners & tool boxes
- Black powder coat finish ensures no rusting
- Yellow chromate plated nuts & bolts

Part #	Description	List Price
E-07707	Steel Truck Rack - 800 lbs Capacity	\$ 1055.95



Buyers Steel Pickup Truck Ladder Rack

- Fits full size GM, Ford & Dodge pickups with long or short beds
- Integrated no-drill mounting system
- High impact "Wrinkle Style" powder coat with rust inhibitor E-coat
- Over cab design - built-in tie points
- Built-in grab handles at rear
- Rack includes 4 crossbars - 1 adjustable & 1 removable (rear)
- 162" length with 6" grab handles
- 56" wide crossbars, 38" tall
- 1,000 lbs capacity

Part #	Description	List Price
1501150	Pickup Ladder Rack - 1,000 lbs Capacity - Fits GMC & Dodge RAM 1500, 2500 & 3500 And Ford F-150, F-250 & F-350	\$ 803.95



Buyers Aluminum Universal Mount Truck Ladder Rack

- Fits all full size pickups
- No-drill installation*
- 800 lbs capacity, evenly distributed
- Available in clear anodized or black powder coat finish
- Includes stainless steel hardware

Part #	Description	List Price
1501400	Aluminum Ladder Rack - Clear Anodized Finish	\$ 1201.95

* Except 2017 & Later GMC Pickups with Enclosed Bed Rails

Hauler Racks Hauler II Aluminum Universal Heavy Duty Truck Rack

- All aluminum universal rack
- Anodized & bright dipped aluminum
- Heavy duty support braces for optimum structural integrity
- 3 cross bars for maximum strength
- Models in stock to fit all full size pickups - other sizes available
- 1,200 lbs rack capacity



Part #	Description	List Price
T10U2863	Fits 1997-2020 Full-Size Pickups - Regular Cab with 6.5 ft Bed	\$ 827.95
T11U2863	Fits 1997-2020 Full-Size Pickups - Extended & Crew Cab with 6.5 ft Bed or Regular Cab with 8 ft Bed	859.95
T12U2863	Fits 1997-2020 Full-Size Pickups - Extended & Crew Cab with 8 ft Bed	883.95
SPBKIT	Mount Kit Required for Chevy & GMC Applications	No Cost

Note: Additional models available - Please contact customer service



Hauler Racks Universal Aluminum Truck Racks

- Light weight & rust proof anodized & bright dipped aluminum construction
- Will not fit truck beds less than 6 ft
- UETR2865 mounts to truck bed rails
- UTRAHDFULL pockets mount to lip & bed of truck for easy removal
- Aluminum bed mounting pockets allow for secure, easy installation

Part #	Description	List Price
UETR2865	Universal Econo Truck Rack Fits Most Full Size Pickups - Capacity 800 lbs	\$ 409.95
UTRAHDFULL	Fits 1997-2020 Full-Size Pickups with 8 ft or 6.5 ft Beds Including Nissan Titan & Toyota Tundra - 1,000 lbs Capacity	549.95

Note: Additional models available - Please contact customer service



Hauler Racks Removable Truck Side Ladder Rack

- Aluminum bed mounting pockets allow for easy installation & removal
- Light weight & rust proof anodized & bright dipped aluminum construction
- Load secure posts adjust over a 32 inch range
- Pockets mount to lip & bed of truck
- 500 lbs rack capacity

Part #	Description	List Price
TLRSA	Fits 1997-2020 Full-Size Pickups with 8 ft or 6.5 ft Beds and Most Downsize Pickups with 7 ft or 6 ft Beds	\$ 339.95

Note: Will not fit Ford Ranger pickups - Please contact customer service



Rack 'em Aluminum Trailer Ladder Rack Brackets

- Designed for use on enclosed trailers - installs in minutes
- Includes 4 mounting brackets & hardware to fit 2 x 4's (not included)
- Customer-supplied lumber can be cut to accommodate any width trailer
- Mounts to rain gutter of trailer & includes stainless hardware

Part #	Description	List Price
PK-28B	Roof Rack Bracket Kit - Uses 2 x 4 Lumber (Not Included)	\$ 226.95



Rigid Hitch In-Bed Spare Tire Bracket

- Mounts spare tire in pickup bed
- Gets tire out from under truck
- Black powder coat finish
- Universal - fits all brands of trucks*

Part #	Description	List Price
RHTC-35L*	Lockable In-Bed Spare Tire Bracket - Lock Not Included	\$ 38.95

* Note: Not recommended for trucks with aluminum beds



Keep your vehicle in top form by buying a custom suspension kit. We offer the top brands Air Lift, Timbren, & SuperSprings. Scan the QR code to go right to the Suspension Part Finder on our website and select your vehicle. Otherwise give our Customer Service Team a call.



TBS-69



TBSD-69



TBS-69-LP-BLK

UWS Single Lid Crossover Tool Boxes

- Aluminum one-piece tub & lid designed to support heavy loads
- Stainless steel paddle lock lift handles provide strength & security
- Self opening lid with gas shocks opens to 90° for added convenience
- One year warranty
- Microseal stripping on lid seals out moisture, dust & dirt
- Foam filled lid creates a solid structure - no bending or warping
- Built-in tool trays & screwdriver holders for added convenience
- Assembled in USA

Part #	Description	List Price
TBS-69 ♦	Single Lid Tool Box - Bright Aluminum - 69 L x 19 1/4" W x 13 1/2" H	\$ 599.95
TBSD-69 ♦	Single Lid Deep Tool Box - Bright Aluminum - 69 L x 19 1/4" W x 19 1/2" H	745.95
TBS-69-LP ♦	Low Profile Single Lid Box - Bright Aluminum - 69 L x 19 1/4" W x 13 1/2" H	599.95
TBS-69-LP-BLK ♦	Low Profile Single Lid Box - Black Powder Coat - 69 L x 19 1/4" W x 13 1/2" H	729.99
TBS-69-LP-MB ♦	Low Profile Single Lid Box - Matte Black Finish - 69 L x 19 1/4" W x 13 1/2" H	729.95
TBS-72 ♦	Single Lid Tool Box - Bright Aluminum - 72 L x 19" W x 13 1/2" H	599.95

Tool boxes must be shipped via truck - no UPS, Spee-Dee or Fed Ex. Many additional tool boxes available from UWS in a variety of widths, depths, door & latch configurations and finishes. Please contact customer service for pricing and details.



1712230



1712255

Buyers Receiver Mounted & All Purpose Polymer Chests

- Constructed of heavy duty impact resistant black polyethylene
- Boxes have hasp(s) for padlock
- Full length stainless steel hinge
- Built-in carrying handles
- Overlapping lid design seals out dirt and moisture
- All purpose chests mount to pickup beds, trailers, garages, etc.
- Mounting hardware not included

Part #	Description	List Price
1712230	Polymer Chest - (1) Hasp - 32 / 29.5" W x 13.5" T x 15 / 9.25" D	\$ 144.95
1712240 ♦	Polymer Chest - (2) Hasps - 44 / 41.25" W x 17.25" T x 19 / 13.25" D	187.95
1712255 ♦	Polymer Chest - (2) Hasps - 51 / 47.25" W x 26" T x 23 / 21" D	352.95

Boxes/chests must be shipped via truck - No UPS, Spee-Dee or Fed Ex



Mounting Brackets Sold Separately

Buyers Underbody Polymer Tool Boxes

- Constructed of molded high-density ribbed polyethylene
- D-bulb door seal protect from moisture & road dirt
- Won't rust - great for plow trucks
- Stainless steel recessed locking t-handle & 3-point latch with roller
- Strong double-wall door with 1/4" stainless steel full width hinge
- Boxes & brackets sold separately

Part #	Description	List Price
1717100 ♦	Polymer Underbody Box - 18" x 18" x 24" - Black	\$ 253.95
1717105 ♦	Polymer Underbody Box - 18" x 18" x 36" - Black	291.95
1717110 ♦	Polymer Underbody Box - 18" x 18" x 48" - Black	330.95
1701000	Mounting Brackets for 24" & 36" Polymer Boxes	130.95
1701001	Mounting Brackets for 48" Polymer Boxes	181.95

All tool boxes must be shipped via truck - No UPS, Spee-Dee or Fed Ex

Buyers Polymer Trailer Tongue Tool Box



- Extra strong & durable
- Will not dent or rust
- Black high-density polyethylene
- Mounts to a-frame style trailers
- Recessed steel hasp to protect padlock (lock not included)

Part #	Description	List Price
1701680	Trailer Tongue Tool Box - Dimensions: 18" Wide at Front, 36" Wide at Rear x 18" Tall x 19" Deep	\$ 175.95

Note: This item CAN be shipped by UPS - Oversize Charges Apply!

Buyers Steel Trailer Tongue Tool Boxes

- Designed to mount to the front of a-frame style trailers
- Convenient way to add secure storage to your trailer
- Made of 14/12-gauge black powder coated steel
- Dual striker stainless steel locking paddle latch

SHIPPING CHARGES APPLY



Part #	Description	List Price
1701280	Steel A-Frame Trailer Tongue Box - 34" W x 16" T x 14 1/4" D	\$ 377.95
1701281	Steel A-Frame Trailer Tongue Box - 26" W x 12" T x 13 1/4" D	427.95
1701285	Steel A-Frame Trailer Tongue Box - 48" W x 16" T x 16" D	516.95

All Tool Boxes Must Be Shipped Via Truck - No UPS, Spee-Dee or Fed Ex

Buyers Steel & Aluminum Underbody Tool Boxes

- Steel boxes are 14 gauge with 12 gauge door
- Black powder coated finish
- Recessed door & beveled door edges protect from moisture & road dirt
- "Aircraft cable" door retainers
- Door has rain channel design & 1/2" automotive-style neoprene seal
- Stainless steel hinge & latch on all
- Replaceable doors - aluminum doors interchange with steel boxes

Description (Dimensions: Height x Depth x Width)	Steel	List Price	Brite Tread Aluminum	List Price
	Underbody Box - 18" x 18" x 24" - 1 Paddle Latch	1702100	\$ 371.95	—
Underbody Box - 18" x 18" x 24" - 1 T-Handle Latch	1702300	371.95	1705100	\$ 488.95
Underbody Box - 18" x 18" x 30" - 1 Paddle Latch	1702103	421.95	—	—
Underbody Box - 18" x 18" x 30" - 1 T-Handle Latch	1702303	421.95	1705103	524.95
Underbody Box - 18" x 18" x 36" - 1 Paddle Latch	1702105	452.95	—	—
Underbody Box - 18" x 18" x 36" - 1 T-Handle Latch	1702305	419.95	1705105	581.95
Underbody Box - 18" x 18" x 48" - 2 Paddle Latches	1702110	569.95	—	—
Underbody Box - 18" x 18" x 48" - 2 T-Handle Latches	1702310	554.95	1705110	801.95
Underbody Box - 18" x 18" x 60" - 2 Paddle Latches	1702115	699.95	—	—
Underbody Box - 18" x 18" x 60" - 2 T-Handle Latches	1702315	670.95	1705115	792.95
18" x 18" Universal Mounting Bracket Kit - Pair	1701006	143.95	—	—
18" x 24" Universal Mounting Bracket Kit - Pair	1701011	179.95	—	—

All tool boxes must be shipped via truck - No UPS, Spee-Dee or Fed Ex



1702105



1705105



SHIPPING CHARGES APPLY


1701006

Buyers Contractor-Style Aluminum Tool Boxes

- Full-length lower compartment provides access for longer items
- Stainless steel locking t-handles
- Mounting legs & hardware included for easy installation
- 1705641 has 2 bottom drawers with adjustable dividers
- 21" tall x 13 1/2" deep at the base
- Upper compartment features top opening door with gas shocks - 1 door on 72", 2 doors on 88" & 96"
- Full weather stripping keeps moisture & dust out
- .063" thick aluminum diamond tread

Part #	Description	List Price
1705640	Aluminum Tool Box - 72" Wide - Full Length Lower	\$ 1045.95
1705641	Aluminum Tool Box - 72" Wide - 2 Drawers Lower	1784.95
1705650	Aluminum Tool Box - 88" Wide - Full Length Lower	1721.95
1705660	Aluminum Tool Box - 96" Wide - Full Length Lower	1727.95

All tool boxes must be shipped via truck - No UPS, Spee-Dee or Fed Ex



1705640

SHIPPING CHARGES APPLY



1705641

Buyers XD Series Aluminum Barn Door Tool Boxes

- .125" thick aluminum construction for box & doors - extruded door frame
- Automotive style bulb seal on doors
- Stainless steel hinge with 1/4" pin
- Die cast 3-point latch system with compression sealing roller
- Bolt-on doors for easy replacement
- Other sizes available by special order

Part #	Description	List Price
1705405	18" High x 18" Deep x 36" Long Barn Door Tool Box	\$ 913.95
1705410	18" High x 18" Deep x 48" Long Barn Door Tool Box	1040.95
1705415	18" High x 18" Deep x 60" Long Barn Door Tool Box	1154.95



SHIPPING CHARGES APPLY

Buyers Slant Back Steel Underbody Tool Boxes



- Angled top allows room for passage of fuel fill hoses on single rear wheel flat bed trucks
- 14 gauge steel box & 12 gauge steel door with bottom hinge
- Replaceable doors
- Recessed door with beveled edges & 1/2" gasket seals weather out
- Stainless steel continuous hidden hinge & locking t-handle latch
- "Aircraft cable" door retainers
- Black powder coat finish

Part #	Description	List Price
1703351	14" High x 12" Deep x 18" Wide Slant Back Tool Box	\$ 428.95
1703352	14" High x 12" Deep x 24" Wide Slant Back Tool Box	428.95

Buyers Black Matte Underbody Truck Tool Box



1732500

- Secure, durable 14 gauge steel body with weather-resistant matte black powder-coated finish
- Box contents stay safe & secure behind a recessed drop door and continuous hidden hinge.
- Protect against weather & theft with the 3-point locking, die cast compression latch
- Can be mounted on either a flat surface or under-bed to suit a variety of vehicles and applications (under-bed installation requires mounting brackets, sold separately)
- Built for long life with aircraft-grade cables and a replaceable gasket sealing system
- Made in the USA

Part No.	Description	List Price
1732500	24" L x 18" W x 18" D Textured Underbody Truck Box	\$ 594.95
1732503	30" L x 18" W x 18" D Textured Underbody Truck Box	640.95
1732505	36" L x 18" W x 18" D Textured Underbody Truck Box	727.95
1732510	24" L x 24" W x 24" D Textured Underbody Truck Box	854.95
1734500	24" L x 24" W x 24" D Textured Underbody Truck Box	953.95
1734503	30" L x 24" W x 24" D Textured Underbody Truck Box	985.95
1734505	36" L x 24" W x 24" D Textured Underbody Truck Box	1112.95

UWS Aluminum Transfer Tank & Tool Chest Combo



- Heavy duty aluminum alloy provides maximum protection & durability
- Commercial grade vented cap & mount flanges - 2" NPT bungs
- Foam filled lid creates a solid structure - no bending or warping
- Microseal stripping on lid seals out moisture, dust & dirt
- .063" aluminum one-piece tub & lid is designed to support heavy loads
- Stainless steel paddle lock lift handles provide strength & security

Part #	Description	List Price
TT-75-COMBO	Chest & 75 Gallon Tank - 48" W x 24" H x 27" D	\$ 1399.95
TT-85-COMBO	Chest & 85 Gallon Tank - 48" W x 26" H x 34" D	1399.95
TT-100-COMBO	Chest & 100 Gallon - 59.5" W x 24" H x 31" D	1399.95

All transfer tanks must be shipped via truck - no UPS, Fed Ex or Spee-Dee
Additional sizes & black finish available - please contact customer service


Buyers Booster Cables with Permanent Mount Plug-In Connector



- 22 ft booster cables plus 6 ft truck-mounted permanent connector
- 600 Amp heavy-duty clamps
- Works with side or top post batteries
- Polarity protected weather-proof connection to power source
- Ideal for fleet service applications
- Includes rubber cover for plug

Part #	Description	List Price
5601025	Booster Cables with Plug-In Connector - 22 ft Cables	\$ 268.95

Hayden Automotive Dual Electric Fan




- Super quiet hi-flow "S" blade design
- Reversible push / pull blades
- High quality, long life motors
- Complete kit with mounting hardware
- Thin, aerodynamic profile for applications with limited space
- Dual 12" diameter fans - 16.6 Amp draw
- Thermostatic control sold separately

Part #	Description	List Price
HTC-3800	Dual Electric Fan - 25 1/4" - 28 3/8" W 13 3/16" T x 2 5/8" D	\$ 172.95
HTC-3647	Thermostatic Controller - Adjusts From 160°F to 230°F	64.95

Hayden Transmission Oil Coolers

- Tube and fin & stacked plate styles
- Quik-mount system included

Part #	Trans Cooler	Application	Dimensions	List Price
HTC-401	Ultra-Cool	Sub-Compact & Compact Cars	3/4" x 5" x 12"	\$ 35.95
HTC-403	Ultra-Cool	Up to Full-Size Vehicles, Towing Up to 2,500 lbs	3/4" x 7 1/2" x 12"	44.95
HTC-404	Ultra-Cool	Up to Class "C" Motor Homes, Towing Up to 5,000 lbs	3/4" x 7 1/2" x 15"	49.95
HTC-676	Rapid-Cool	Sub-Compact & Compact Cars	3/4" x 4" x 11"	56.95
HTC-677	Rapid-Cool	Up to Full-Size Vehicles, Towing Up to 2,500 lbs	3/4" x 5 1/2" x 11"	64.95
HTC-678	Rapid-Cool	Up to Class "C" Motor Homes, Towing Up to 5,000 lbs	3/4" x 8" x 11"	76.95
Parts & Accessories for Ultra-Cool & Rapid-Cool				
HTC-210	Quik Mount Kit - Nylon Rods, Pads & Fasteners			6.95
HTC-251	Re-Installation Kit - Hoses, Fittings & Mounting Parts			26.95
HTC-390	Fitting - 5/8"-18 - GMC Inverted Flare - Full Thread			14.95
HTC-391	Fitting - 5/8"-18 - Jeep 45° Flare			10.95
HTC-392	Fitting - Jeep with Hose Splicers - Hose Barbs Both Ends			13.95
HTC-393	Fitting - 1/2"-20 - GMC Inverted Flare - Full Thread			15.95
HTC-394	Fitting - 1/2"-20 - Ford Inverted Flare - Partial Thread			18.95
HTC-395	Fitting - 5/8"-18 - Ford Inverted Flare - Partial Thread			18.95
HTC-396	Fitting - 9/16"-18 - Dodge & Jeep			13.95



HTC-403



HTC-677



HTC-251

Buyers Rear Night Vision Observation Systems

- Both models feature 7" LCD color monitor, auto reverse "on", audio, adjustable mounts & wireless remote
- Durable camera is rated IP68 for water & dust resistance - 2 year warranty
- 8883010 has 65 ft cable, is multiple camera capable with license plate-mounted night vision camera
- 8883200 features wireless night vision camera with audio

Part #	Description	List Price
8883010	Rear Observation System - with License Plate Camera	\$ 399.95

Note: More options are available on our website www.RigidHitch.com



8883010

Hopkins vueSMART Trailer Camera

- Easy do-it-yourself installation uses existing trailer light
- No re-wiring required
- Adapts to work on any trailer with universal mounting bracket
- Hopkins Towing Solutions mobile app is accessible to any smart device
- HiDef camera delivers the widest angle behind the trailer with a full 152°
- LED lights help with backing up at nighttime
- Take a picture or record video at any moment
- Waterproof design stands up to the harshest environments
- 1 year warranty

Part #	Description	List Price
50050	vueSMART Trailer Camera - Color & Wireless	\$ 149.95



Hopkins Smart Hitch™ Camera & Sensor System

- Allows one person to easily back up and connect to a trailer
- 3.5" color monitor & 20 ft cable
- Fits most GM, Ford & Dodge pickups and SUVs produced in last 10 years
- Camera mounts behind license plate
- Camera has Smartzone™ sensors - alerts distance & direction of objects
- No splicing - plugs in behind tow package connector

Part #	Description	List Price
50002	Smart Hitch Camera & Sensor - Camera & Color Monitor	\$ 219.95

If this camera is to be used on an extended vehicle, a 5 ft extension cable may be required. Available from Hopkins free of charge.



Master Lock Hitch Alignment 7 Back Up Camera

- Slides into 1 1/4" or 2" receiver tube for use while not towing
- Magnetic base mounts to any metal surface to guide trailer hook up
- Camera is powered by vehicle 4-flat
- 3 1/2" color monitor plugs into cigarette lighter / power outlet
- 50 ft Transmitting range @ 2.4 Ghz

Part #	Description	List Price
4843DATSEN	Hitch Alignment / Back Up Camera	\$ 219.95





UWS is a leading manufacturer and designer of USA-Made truck tool boxes. Our products are built to the highest quality standards, offering tough and reliable storage solutions for professional tradesmen and truck enthusiasts alike.



ARIES is a fast-paced marketer and innovator of truck, Jeep, SUV and CUV accessories. From automotive enthusiasts to professional builders, our products are built for the champions of individualism, innovation and attitude.



LUVERNE is a leading manufacturer of functional aftermarket accessories for pickup trucks, commercial vans and SUVs. We have been manufacturing in the USA since 1963. Our brand is nationally known and respected for quality craftsmanship and hardworking products that get the job done.





HDX Drop Nerf Step Bars

- Die stamped steel step areas for maximum traction
- Over 2" more of toe/heel step area than others
- Removable step plate for easy cleaning
- Fits tight to rocker panel for a better fit & rugged look
- Bolt-on, no-drill installation on most applications

R7 Nerf Step Bars

- OEM style design with 7" wide step area
- Injection molded polymer step pad
- Recessed board design conceals brackets for a clean look
- Includes injection molded bracket covers

Pro Traxx 5 Oval Nerf Step Bars

- 5" oval tube - 30° OEM Style bends at each end of the tube
- Fully welded domed ends & injection molded step pads
- Includes injection molded bracket covers
- Bolt-on, no-drill installation on most applications

Platinum 4 Oval Nerf Step Bars

- OEM style oval step tubes with 90° mandrel bends
- Injection molded polymer step pad
- Recessed step area
- Bolt-on, no-drill installation on most applications

Sure-Grip Running Boards

- Corrosion-proof extruded aluminum base board
- Cradle mounted boards with textured rubber step area
- Injection molded polymer end caps

HDX Modular Grille Guard



- 3-piece modular design ships parcel post - not LTL
- 2" tube full wraparound wings provide superior strength and protection
- Full punch plate grille delivers total front-end protection
- 1-1/4" tube wing supports enhance structural rigidity
- Heavy duty 2 3/4" wide upright rubber strips give an added barrier of protection
- Electrostatic base coat provides long lasting corrosion protection
- Mount kit and hardware included for a complete professional installation



Rigid Hitch is proud to offer the complete line of Westin step products, grille guards, winch mounts, bumpers & other accessories. Please contact customer service for pricing and details



ACCESS® ORIGINAL ROLL-UP COVER

- Sits 1-1/2" above box
- Premium XT-DIAL™ Tension Adjuster
- Patented AUTOLATCH™ II Dual Locking System
- Premium nylon straps feature a cab guard design
- TIGHT BITE™ Clamps maintain a superior grip



ACCESS® LORADO® ROLL-UP COVER

- Sits 1" above box
- Premium XT-DIAL™ Tension Adjuster
- Patented AUTOLATCH™ II Dual Locking System
- Premium nylon straps feature a cab guard design
- TIGHT BITE™ Clamps maintain a superior grip



LITERIDER® ROLL-UP COVER

- Sits 1-1/2" above box
- EZ-DIAL™ Tension Adjuster
- AUTOLATCH™ Locking System with one Slide Lock
- QUICK CLIP™ Storage Straps with strong buckles
- TIGHT BITE™ Clamps maintain a superior grip



LOMAX® FOLDING HARD COVER

- Sits less than 1/2 in. above box
- Easy on and off design
- Water-shedding design, no gutters or drains
- Sleek, retractable storage clips
- TIGHT BITE™ Clamps maintain a superior grip



LOMAX® STANCE™ HARD COVER

- Sits less than 1/2 in. above box
- Vertical open position behind the cab
- Water-shedding design, no gutters or drains
- Molded storage brackets with retractable bungees
- TIGHT BITE™ Clamps maintain a superior grip



ADARAC™ ALUMINUM SERIES

- Works with all ACCESS® Roll-Up Covers and most inside the rail roll up covers
- Adjustable and removable contoured uprights for a sleek aerodynamic design
- Aluminum stake pockets on most applications
- Available in silver or matte black



ADARAC™ ALUMINUM PRO SERIES

- Works with LOMAX®, LOMAX® Pro and all ACCESS® Roll-Up Covers and most inside the rail covers
- Adjustable and removable vertical uprights for maximum capacity
- Aluminum stake pockets on most applications
- Available in silver or matte black



Literider®, Access® & Lorado® Roll-Up Truck Bed Covers



- Rails & dial tension adjusters attach easily to inside edge of bed
- Roll-up bar, bows & cover easily roll up together & out of the way in seconds - stores neatly behind cab
- Covers bed quickly - no snaps
- Does not interfere with the normal operation of the tailgate
- Can be used in conjunction with bed rails, bed caps & tailgate protectors
- Access & Lorado Low Profile covers are available by special order



Find additional bed cover applications on www.RigidHitch.com



30946



50710



Year	Model	Literider	Access	Lorado
Chevrolet & GMC				
2019-22	1500 with 6' 6" Box with or without Multipro Tailgate	👍👍 32389	👍👍 12389	—
2019-22	1500 with 5' 8" Box with or without Multipro Tailgate	32369	👍👍 12369	👍👍 42369
2014-18	1500 with 8 ft Long Box (Also 2019 LD Models)	32339	12339	👍👍 42339
2014-18	1500 with 6' 6" Box (Also 2019 LD Models)	32329	12329	👍👍 42329
2014-18	1500 with 5' 8" Box (Also 2019 LD Models)	32319	12319	👍👍 42319
2007-13	1500 with 8 ft Long Box (4)	32299	12299	👍👍 42299
2007-13	1500 with 6' 6" Box (4)	32289	12289	👍👍 42289
2007-13	1500 with 5' 8" Box (4)	32309	12309	👍👍 42309
2015-19	2500 / 3500 with 8 ft Long Box (4)	32339	12339	👍👍 42339
2015-19	2500 / 3500 with 6' 6" Box (4)	32329	12329	👍👍 42329
2007-14	2500 / 3500 with 8 ft Long Box (4)	32299	12299	👍👍 42299
2007-14	2500 / 3500 with 6' 6" Box (4)	32289	12289	👍👍 42289
2007-14	2500 / 3500 with 5' 8" Box (4)	👍👍 32309	12309	👍👍 42309
2015-22	Colorado & Canyon with 6 ft Box	32359	12359	👍👍 42359
2015-22	Colorado & Canyon with 5 ft Box	32349	12349	👍👍 42349
Dodge / RAM				
2019-21	RAM 1500 Classic 8 ft Box (3)	34189	👍👍 14189	👍👍 44189
2009-18	RAM 1500 Regular & Quad Cab 8 ft Box (3)	34189	👍👍 14189	👍👍 44189
2019-20	RAM 1500 Classic 6' 4" Box ft Box (3)	34179	14179	👍👍 44179
2009-18	RAM 1500 Regular & Quad Cab 6' 4" Box (3)	34179	14179	👍👍 44179
2019-20	RAM 1500 Classic 5' 7" Box (3)	34169	👍👍 14169	👍👍 44169
2009-18	RAM 1500 Crew Cab 5' 7" (3)	34169	👍👍 14169	👍👍 44169
2010-18	RAM 2500 & 3500 Reg & Quad Cab 8 ft Box (3)	34189	👍👍 14189	👍👍 44189
2010-18	RAM 2500 & 3500 Reg & Quad Cab 6' 4" Box (3)	34179	14179	👍👍 44179
Ford				
2015-20	F-150 Regular & Super Cab 8 ft Box	31389	👍👍 11389	—
2015-20	F-150 Regular & Super Cab 6.5 ft Box	31379	11379	—
2015-20	F-150 Supercrew & Super Cab 5.5 ft Box	31369	👍👍 11369	—
2004-14	F-150 Regular & Super Cab 8 ft Box (1)	👍👍 31289	👍👍 11289	👍👍 41289
2004-14	F-150 Regular & Super Cab 6.5 ft Box (1)	👍👍 31279	11279	👍👍 41279
2004-14	F-150 Supercrew & Super Cab 5.5 ft Box (1)	31269	👍👍 11269	👍👍 41269
2017-22	Super Duty F-250, F-350, F-450 with 8' Long Box	31409	11409	👍👍 41409
2017-22	Super Duty F-250, F-350, F-450 with 6' 8" Short Box	31399	👍👍 11399	👍👍 41399
2008-16	Super Duty Long Box	31349	11349	👍👍 41349
2008-16	Super Duty Short Box	31339	👍👍 11339	👍👍 41339
2019-22	Ranger with 5' Bed	—	👍👍 11419	—
2019-22	Ranger with 6' Bed	—	👍👍 11429	—
Trailseal® Tailgate Gasket				
All	10 ft Roll - Adhesive	30946	List Price \$30.00	
Ez-Retriever® Cargo Reaching Tool				
5 Feet Long - Can Reach Up to 8 Feet		50710	List Price \$41.95	

👍👍 Special Order (1) Will not fit 2004 Heritage or Flareside / Stepside models (2) Excludes Mega Cab models (3) Except with Rambox cargo management system (4) With or without cargo rails

Roctection™ Hitch Mounted Mud Flaps

- Reversible decorative trim plates
- Large built-in stabilizer plate
- Easy to assembly, remove and re-install
- Rated to withstand heat up to 200° F & remains flexible at -40° F
- Built of strong rustproof aluminum with zinc plated hardware

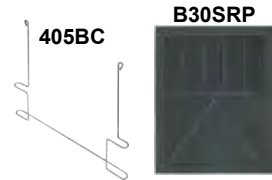


Part #	Description	List Price
C100001	Hitch Mounted Mud Flaps - Black Lightly Textured yet Smooth Rubber Surface	\$ 409.95

All mud flaps & splash guards must have at least 6" of clearance from exhaust outlet to prevent melting

Buyers Universal Fit Rubber Mud Flaps

- Heavy duty rubber for maximum style & protection
- Fits vans, pickups, RVs & SUVs
- Universal installation - hardware included on select models - mounting brackets not included



Part #	Description	List Price
B30SRP	Heavy Anti-Spray Mud Flaps - 24" W x 30" L - Pair - 1/2" Thick Black Rubber	\$ 93.95
B36LP	Regular Duty Mud Flaps - 24" W x 36" L - Pair - 1/4" Thick Black Rubber	71.95
405BC	Anti-Sail Mud Flap Brackets - 21 1/8" H x 26 3/8" W - Pair - Use with 24" Wide Flaps	62.95

Buyers Steel & Aluminum Mud Flap Kits

- 2" steel tube welds to hoist sub frame in front of rear wheels
- Used on dump bodies & flat beds
- 2 shields, 2 tubes & 2 end cap plugs



Part #	Description	List Price
SG2228	Steel Mud Flap Kit - Pair - 28" L x 22" W - Black Powder Coat Finish	\$ 297.95
SG2229	Aluminum Mud Flap Kit - Pair - 28" L x 22" W - .100" Thick Diamond Plate Aluminum	338.95

Rockstar Hitch-Mounted Mud Flaps for 2" Receivers

- Attaches with adjustable clamping system - installs in about 15 minutes
- Convenient frame openings offer quick access to hitch pin & wiring
- 1/2" thick rubber reduces sailing
- Available with smooth or diamond plate rust-proof aluminum frame
- Adapter available for 2 1/2" receivers



Year	Application	Smooth Part #	List Price	Diamond Plt Part #	List Price
Chevrolet / GMC					
2020-22	2500 / 3500 Except Dually (Heat Shield Included)	A1020111	\$ 409.95	A1020112	\$ 569.95
2015-19	2500 / 3500 Except Dually (Heat Shield Included)	A1020071	478.95	A1020072	524.95
2007-14	2500 / 3500 Except Dually (Heat Shield Included)	A1020021	478.95	A1020022	524.95
Dodge / RAM					
2019-22	2500 / 3500 Except Dually	A1040061	389.95	A1040062	411.95
2009-18	2500 / 3500 Except Dually	A1040021	454.95	A1040022	500.95
Ford					
2017-22	F-250 / F-350 Super Duty Except Dually & Tremor Package	A10100712	509.95	A10100722	411.95
2004-16	F-250 Super Duty	A1010021	454.95	A1010022	500.95
2004-16	F-350 Super Duty Except Dually	A1010031	454.95	A1010032	500.95
Universal Model					
ALL	Most Pickups & SUVs Except Dually	A1000011	454.95	A1000012	500.95
ALL	Most Pickups Including Dually Models	A10000111	559.95	A10000121	606.95
Special Order Item					



Splash Stop Hitch-Mounted & Frame-Mounted Protective Brushes

- Features rust-free aluminum housing with polypropylene brushes
- Receiver-mounted model attaches quickly & easily to 2" ball mount
- Helps protect your towed vehicle and trailer from mud, gravel & debris
- Helps keep rear of tow vehicle clean - won't interfere with hitch



341516

Part #	Description	Dimensions	List Price
341516	Splash Stop - 16" - Mounts on 2" Ball Mount	66, 73 or 80"	\$ 227.95
3007299	Splash Stop - Mounts to Frame - 2 Brushes	(2) 11" x 4 ft	76.95
3006154	Splash Stop - Mounts to Frame - 2 Brushes	(2) 16" x 4 ft	79.95
3006155	Splash Stop - Mounts to Frame - 2 Brushes	(2) 22" x 4 ft	99.95



"Rock Tamers" Hitch-Mounted Mud Flaps

- Center hub fits 2", 2 1/2" or 3" ball mount
- Arms are adjustable to set mud flap height & width - matte black finish
- Stainless steel mounting hardware
- Rods are heavy gauge aluminum
- Adjustable width fits small to dually vehicles 66 3/4" to 97" outside flaps are 24" x 24"
- Flaps may be cut to any length using pre-molded cut lines



RT200
Sold as a pair

RT231

RT240

Part #	Description	Receiver Size	List Price
ERT-108	Rock Tamers - Assembly Required	2" x 2"	\$ 441.95
ERT-110	Rock Tamers - Assembly Required	2 1/2" x 2 1/2"	441.95
★ ERT-112	Rock Tamers - Assembly Required	3" x 3"	441.95
RT034	2" Receiver Center Hub		106.95
RT057	2 1/2" Receiver Center Hub		141.95
★ RT059	3" Receiver Center Hub		157.95
RT045	Stainless Sleeved Flap Support Rod		51.95
RT017	Flat End Cap		6.95
RT028	Stainless Steel Rock Tamers Trim Plate		31.95
RT054	Trim Plate Bolt Kit - Mounts 1 Trim Plate to 1 Mud Flap - Includes (8) RT049 Trim Plate Bolts, (8) RT030 Trim Plate Spacers, (8) RT031 Flat Washers & (8) RT032 Nylon Insert Hex Nuts		14.95
RT052	Ball Mount Clamp Bolt Kit - Includes 1 RT035 Bolt, 1 RT036 Jam Nut, 1 RT037 Split Washer & 1 RT038 Flat Washer		6.95
RT200	Rock Tamers Exhaust Outlets - Pair		62.95
RT231	Stainless Rock Tamers Heat Shield - Protects Mud Flaps From High Exhaust Temperatures		30.95
RT240	Rock Tamers Light Bars - 2 LED Strips - Each 24" x 1" wide 24 LEDs - Additional Set of Tail, Stop and Turn Lights		137.95

All mud flaps & splash guards must have at least 6" of clearance from exhaust outlet to prevent melting

Erickson Blue & Silver Heavy Duty Tarps

- Tarps feature metal grommets every 3 feet along all 4 edges
- Blue tarps have 8 x 8 weave bonded between polyethylene coating
- Silver tarps have 14 x 14 criss-cross mesh of 1,000 denier nylon thread
- Silver-grey polyethylene coating is reflective & treated to resist UV rays



E-57006



E-57022

Part #	Description	List Price
E-57000	6 ft x 8 ft Blue Tarp - 8 x 8 Weave	\$ 7.75
E-57001	8 ft x 10 ft Blue Tarp - 8 x 8 Weave	11.05
E-57006	10 ft x 12 ft Blue Tarp - 8 x 8 Weave	16.55
E-57009	16 ft x 20 ft Blue Tarp - 8 x 8 Weave	43.55
E-57011	20 ft x 30 ft Blue Tarp - 8 x 8 Weave	58.95
E-57020	6 ft x 8 ft Silver Heavy Duty Tarp - 14 x 14 Weave	14.95
E-57021	8 ft x 10 ft Silver Heavy Duty Tarp - 14 x 14 Weave	25.95
E-57022	10 ft x 14 ft Silver Heavy Duty Tarp - 14 x 14 Weave	41.95
E-57023	12 ft x 18 ft Silver Heavy Duty Tarp - 14 x 14 Weave	66.95
E-57025	16 ft x 20 ft Silver Heavy Duty Tarp - 14 x 14 Weave	98.95

Camco TST Lavender Tank Deodorizer

- Eliminates odors and lubricates sensors in the holding tank
- RV-41555 4 oz treats 40 gallons
- RV-41555 1 pod treats 40 gallons

Part #	Type	Description	List Price
RV-41559	Drop-in Pods	15 per Package	\$ 21.95
RV-41555	Liquid	64 oz. Bottle	18.95



Camco TST Orange Tank Deodorizer

- Eliminates odors and breaks down waste in the RV holding tanks
- 4 oz liquid treats 40 gallons
- 1 drop in pod treats 40 gallons

Part #	Type	Description	List Price
RV-41183	Drop-in Pods	30 per Bucket	\$ 33.95
RV-41195	Liquid	64 oz Bottle	15.95
RV-41197		1 Gallon	33.95



Thetford Aqua-Max Holding Tank Deodorant

- Keep your RV or boat smelling fresh and clean.
- America's most popular holding tank deodorant - 100 percent biodegradable
- Liquefies waste fast. Works 'round the clock and in all conditions
- Previously Aqua-Kem

Part #	Type	Description	List Price
27108	Powdered Formula	2 oz. Packets - 8 per Box	\$ 38.95
21316	Toss-ins	16 per Package	28.95
27401	Liquid	8 oz. Bottles - 6 per Box	49.95
27100		32 oz Bottle	17.95
27185		64 oz. Bottle	49.95



Walex Porta-Pak Holding Tank Deodorizer

- Breaks down waste and paper
- Formaldehyde-free
- Slide zipper bag for easy storage
- Biodegradable! Safe on equipment, valves and seals

Part #	Type	Description	List Price
27824	Drop-in Pods	10 per Package	\$ 23.95



Thetford Grey Water Odor Control

- Sink and shower additive that dissolves grease and cooking and cleaning residues.
- Prevents grease build-up in holding tank
- Eliminates and prevents odors in drains and vents
- Won't damage valve seals.

Part #	Type	Description	List Price
27414	Liquid	24 oz - Bottle	\$ 16.95



Camco TST Grey Water Odor Control

- Sink and shower additive that dissolves water tank, sink and shower drain lines with this concentrated treatment.
- Only 4 ounces per 40 gallons eliminates foul odors, leaving a fresh lemon scent.

Part #	Type	Description	List Price
RV-40252	Liquid	32 oz - Bottle	\$ 9.95
RV-40256		64 oz - Bottle	16.95



RV Fresh Water Essentials

Part #	Description	List Price
22733	Tastepure™ Drinking Water Hose - 25' 1/2" ID Drinking Water Hose - Made with NSF certified hose; drinking water safe	\$ 45.95
40043	Tastepure™ Water Filter with Hose Protector - In-line RV water filter protects against bad taste, odors, sediments, bacteria, chlorine and more. Lasts an entire season	63.95
40045	Tastepure™ Water Filter only (KDF) 2 Pack - In-line RV water filter protects against bad taste, odors, sediments, bacteria, chlorine and more. Lasts an entire season	79.95
40055	Brass Water Pressure Regulator - Factory pre-set at 40-50 PSI.	29.95
40058	Brass Adjustable Water Pressure Regulator - Factory pre-set at 40-50 PSI.	92.95
40003	Water Tank Filler With Shut-Off Valve - Fill the water tank in a fraction of the usual time	9.95
42994	Collapsible 3 Gallon Bucket - Heavy-duty waterproof material - Zippered storage bag included..	34.95

RV Plumbing

Part #	Product Title	Description	List Price
23686	EZ Coupler Adapters	<ul style="list-style-type: none"> Just twist them on for leak-proof connections Hose Coupler – Bulk 	\$ 31.95
23707		<ul style="list-style-type: none"> Just twist them on for leak-proof connections Valve Adapter – Bulk 	33.95
25947		<ul style="list-style-type: none"> Just twist them on for leak-proof connections EZ Coupler Bayonet Fitting 	31.95
25610	Accessories for Tote-N-Stor	<ul style="list-style-type: none"> 15" Garden Hose 	13.95
20099		<ul style="list-style-type: none"> Cap & Strap 3/4" CD/1 	3.25
24654		<ul style="list-style-type: none"> Standard Straight Hose Adapter, CD/1 	10.95
24655		<ul style="list-style-type: none"> 3" Cap with Garden Hose Fitting 	12.95
20138	Standard hose Clamp	<ul style="list-style-type: none"> The 57 Series is part stainless steel clamp screw is 5/16" hex-head; plated carbon steel band: 1/2" band width, 201/301 stainless steel; housing: 201/301 stainless steel; for hose size Fits 29/16" – 3-1/2"; Each 	4.25
21160	Water System Siphon Kit	<ul style="list-style-type: none"> Diverts Pump intake to antifreeze bottle 	68.95
20112	SHURflo Revolution 4008 Series Pump	<ul style="list-style-type: none"> SHURflo's Revolution fresh water pump design was created with a unique one-piece diaphragm and internal by-pass, assuring long life and top performance in all plumbing systems. The Revolution pump is constructed for high flow demand, low noise and no rapid cycling. The Revolution fresh water automatic demand pump is super quiet, thermally protected and can run dry without damage. Dim.: 4.90" x 8.10" x 4.30"; Flow Rate 3.0 GPM. 115 VAC. 	219.95
21025	SHURflo Wingnut Swivel	<ul style="list-style-type: none"> Straight Adapter 	8.95
21026		<ul style="list-style-type: none"> Elbow Adapter 	8.95
21277	Valterra Quick Fill Pigtailed with Shut-Off Valve	<ul style="list-style-type: none"> Quick Fill Pigtail with shut-off includes a large 3/8" opening valve and 5/8" tubing for the maximum fill rate. Quick Fill Pigtail reduces back flow pressure, cutting fill time in half. Easily slips into all water tank fill fittings. 	16.95
27789	JR Products Replacement Cap & Strap	<ul style="list-style-type: none"> The original replacement for most gravity style fresh water fills. Cap has a tab style, non-threaded type twist lock to assure a good seal to your water fill. Strap is heavy duty plastic, which holds up to the UV rays and weather better than most rubber styles. 	16.95
28452	Pheonix Outside Shower	<ul style="list-style-type: none"> White UV resistant housing (prevents discoloring), 60 inch vinyl hose, hand held with trickle shut off, washerless valve faucet. Box size of 10-3/4" W x 5-3/4" H x 3-11/16" D. White handles. 	166.95
28546	JR Products Exterior Shower/Washdown	<ul style="list-style-type: none"> Great for washing off the sand after a day on the beach, cleaning up tools, cooking utensils and evening dishes or just cooling off. The hatch is durable, resists salts and chemicals and is UV protected. It is paintable with little or no preparation and will not yellow or fade. The updated design also keeps the shower hose inside the hatch rather than feeding it into the RV, which also increases the possibilities for installation. The unit is both IAPMO and CSA approved. Polar White, packaged 	197.95
10-1503	Single Function White Hand Held Shower Head	<ul style="list-style-type: none"> Single function spray only. Trickle shut-off. 	24.95
10-1511	Shower Replacement Hose	<ul style="list-style-type: none"> Clear Coated Vinyl Hose, 60" 	19.95
10-1514		<ul style="list-style-type: none"> White Coated Vinyl Hose, 60" 	27.95
Aqua Pro RV Plumbing Parts			
20847	RV Water Regulator	<ul style="list-style-type: none"> Lead Free. Protect your RV plumbing system from damage due to high pressure. Outlet pressure is preset to 45 psi. Fits all standard garden hose and hose bib type connections. The Easy Gripper makes installation easy, and eliminates the need for tools. Made of high quality, food grade, non toxic materials that meet IAPMO and NSF requirements. Standard models include an Easy-Gripper and a washer w with strainer, rated for 150 psi, max, and have a 1-yr warranty. 	\$ 40.95
20647	Brass Hose Elbow	<ul style="list-style-type: none"> 90° hose saver prevents hose from kinking or pinching. Features pre-assembled EZ hose gripper for ease of use. Built-in strainer on one end. Great for RV's homes or boats. 	20.95
27838	White Cap & Plug	Plug & Strap, Bulk Male threaded replacement plugs for most water fills with brass garden hose connections. Female threaded cap for use on any male threaded garden hose end or water regulator. Includes strap.	3.15
27839		Plug & Strap, CD/1 Male threaded replacement plugs for most water fills with brass garden hose connections. Female threaded cap for use on any male threaded garden hose end or water regulator. Includes strap.	6.95
27917		Cap & Strap, CD/1 Male threaded replacement plugs for most water fills with brass garden hose connections. Female threaded cap for use on any male threaded garden hose end or water regulator. Includes strap.	6.95
27884	Aluminum Surface Mounting Flange w/ 1/2" FPT	<ul style="list-style-type: none"> Aluminum has a "brushed" finish. Surface mount models are 3" outside dia., and require a 1-1/4" dia. cut-out. 	49.95
27895	Plastic Surface Mounting Flange w/ 1/2" MPPT:	<ul style="list-style-type: none"> Bulk Plastic is UV Stabilized for durability. Surface mount models are 3" outside dia., and require a 1-1/4" dia. cut-out. 	49.95
27893		<ul style="list-style-type: none"> CD/1 Plastic is UV Stabilized for durability. Surface mount models are 3" outside dia., and require a 1-1/4" dia. cut-out. 	63.95

RV Sewer

Part #	Product Title	Description	List Price
20643	Valterra Recessed Sewer Hose Hatch	<ul style="list-style-type: none"> • Paintable UV stabilized plastic • Attaches to PVC pipe (sold separately) • Includes installation screws and putty tape. • Cutout: 5-7/8" W x 4-3/4" H; OD: 7-5/8" W x 6-1/2" H. Carded. 	\$ 104.95
31793	Ultra-Fab Recessed Sewer Hose Universal Access Door	<ul style="list-style-type: none"> • For use on all RVs, trucks, cargo haulers, trailers, and specialty vehicles of all types • Built-in lock secures important cargo areas. • Easy installation. 5" x 5" opening and 8" x 7" frame. • 1-yr. mfr. warranty. 	61.95
24649	Duraflex Sewer & Drain Fittings	• 45° Hose Adapter, Bulk	\$ 9.95
24650		• Straight Hose Adapter, Bulk	8.95
24651		• Garden Hose Cap, Bulk	9.95
24652		• Plain Termination Cap, Bulk	5.75
24656		• 3" Termination Cap w/Bayonet Hooks, Carded	11.95
27899		• Slip Socket Flange, 3"	9.95
27906		• 3" Sewer Hose-to-Hose Coupler	6.95
24646		Duraflex Waste Valve 1.5" Plastic	<ul style="list-style-type: none"> • Threaded handles for easy replacement. • Stainless steel shafts.
24648	Duraflex Waste Valve 3" Plastic		53.95
25533	Rotating Rigid Pipe Adapter	<ul style="list-style-type: none"> • Termination Adapter • 3" Male Thread x Bayonet Hooks 	24.95
39144	Easy Slip Sewer Hose Fittings	<ul style="list-style-type: none"> • Elbow & 4-in-1 Adapter • Adapter fits into 3" slip or 3", 3-1/2" and 4" threaded pipe. 	34.95
39163		<ul style="list-style-type: none"> • Internal Hose Coupler • Connect two hoses together quickly with an airtight odor and leak seal. Tapered ends accept all 3" sewer hoses. 	24.95
39172		<ul style="list-style-type: none"> • Straight Hose Bayonet Adapter • Securely connects 3" sewer hose to RV. Tapered end allows end hose to slide on easily, odor tight seal. 	24.95
28070	EZ Coupler Bayonet Sewer Kits	• EZ Coupler Extension Hose 10	76.95
28071		• EZ Coupler 90° Adapter	48.95
28291		• Bayonet Sewer Kit 20'	151.95
28350	Valterra Wye Rotating Bayonet Fitting	<ul style="list-style-type: none"> • Joins two outlet hoses to one sewer fitting or single hose. • Required when RV (usually a fifth wheel) has a second grey water tank that terminates separately from main black/gray tanks. • Allows RVer to easily hook-up both drain lines to the sewer. • Uses standard bayonet connections. 	53.95
39812	Camco RhinoFLEX® Wye	<ul style="list-style-type: none"> • Allows two sewer hoses with lug fittings to connect to the same dump station. • Perfect for a motorhome that has two separate holding tank valves. 	41.95
39082	Camco Rhino Blaster	<ul style="list-style-type: none"> • Rhino Blasters create a high-flow water blast into RV's discharge pipe, for powerful cleaning of the black or grey water tanks. 	69.95
39085	Camco Rhino Blaster with Gate Valve		129.95
22990	RhinoFLEX® 25', Clean Out Gray/Black Water Hose	<ul style="list-style-type: none"> • 25 ft / 5/8" dia • Ideal for flushing black water, grey water or tote tanks. • Keep contaminants separate from your drinking water hose or garden hose. • Compatible with standard garden hose threads. Bright orange color helps prevent hose mix-ups. 	37.95
43031	Sidewinder Plastic Sewer Hose Support	<ul style="list-style-type: none"> • Holds up to a 10 ft hose • Designed to go around any obstacle and allow proper drainage. • Plastic support with strong snapfit hinges has deep cradles to hold sewer hose. • Sturdy, lightweight plastic that won't creep closed. 	75.95
39691	Camco Heavy Duty Sewer Hose - 15' w/ Straight Hose with Adapter	<ul style="list-style-type: none"> • 15 mils of brown HTS™ vinyl, created for the seasonal RVer who makes weekend trips during the camping season. 	55.95
39631	Camco Heavy Duty Sewer Hose - 20' Hose Only		57.95
39611	Camco Standard Sewer Hose - 20 ft Hose Only	<ul style="list-style-type: none"> • RV Standard hose is 12 mils of black HTS vinyl, created for the occasional RVer. 	35.95
39625	360 Revolution Sewer Hose Kit - 20 Ft Hose Kit	<ul style="list-style-type: none"> • Includes two 10 ft heavy duty vinyl sewer hoses with preattached swivel lug and swivel bayonet fittings, translucent elbow and 4 storage caps. • Includes wire guards to protect your hands. 	99.95
39761	Rhinoflex Sewer Hose Kit- 15 Ft Hose Kit	<ul style="list-style-type: none"> • Includes RhinoFLEX sewer hose, swivel bayonet adapter, 4-in-1 elbow, two locking rings and two storage caps. 	115.95
39553	Sewer Hose Twist-It Clamps - 2 pack	<ul style="list-style-type: none"> • Connect fittings to sewer hose using these 3" rust proof clamps with UV stabilized resin thumb grips 	10.95
39533	Sewer Hose Rinse Cap	<ul style="list-style-type: none"> • Locks into bayonet fitting securely, and connects to a garden hose. • Thoroughly rinse your sewer hose before storing. 	24.95
41282	Camco Bumper Plugs	<ul style="list-style-type: none"> • 4" Rubber bumper plug with tabs, Pk/2: 	33.95
40325	Camco Bumper Cap with Insect Screen	<ul style="list-style-type: none"> • Smaller holes provide ventilation while keeping flying and nesting insects out, Pk/2 	14.95
40074	Flexible Swivel Stik w/Shut-off Valve	<ul style="list-style-type: none"> • Dislodges and flushes the stubborn waste deposits and odor-causing particles left after holding tank is emptied. 	77.95
40275	Camco Tst® 1 Ply Toilet Tissue - 4 Rolls per Package	<ul style="list-style-type: none"> • For use in RV and marine sanitation systems. • Fast-dissolving, clogresistant, biodegradable and septic tank safe. • Contains no dyes or perfumes and is 1 ply tissue with 280 sheets per roll. 	6.95

RV Water Heaters / LP Gas

Part #	Product Title	Description	List Price
21157	Aqua Pro Winterizing Kits	<ul style="list-style-type: none"> These kits feature 1/4 turn valves to quickly and easily bring water heater back "on line." 8" Permanent By-Pass Kit for 6-gal 	71.95
21158		<ul style="list-style-type: none"> These kits feature 1/4 turn valves to quickly and easily bring water heater back "on line." 12" Perm. By-Pass Kit for 10-gal 	95.95
27913	Aqua Pro 8" Seasonal Water Heater By-Pass Kit	<ul style="list-style-type: none"> 8" Temporary By-Pass Kit 	16.95
35963	Camco Permanent by-pass kit - 12" - for 10 gallon tanks	<ul style="list-style-type: none"> Simple, permanent installation of this kit reduces the amount of antifreeze required to winterize by bypassing your RV water heater. Save gallons of antifreeze by not filling your water heater with antifreeze when you winterize. 	75.95
35953	Camco Permanent by-pass kit - 8" - for 6 gallon tanks		75.95
RV-36543	Camco Pump Converter Winterizing Kit	<ul style="list-style-type: none"> Winterize your RV annually with ease. This permanent kit installs with an adjustable wrench and comes complete with brass valve, siphon hose, Teflon tape and pump adapters. 	49.95
RV-36133	Camco Blow Out Plus - Black Plastic with Valve	<ul style="list-style-type: none"> Use prior to winterizing your RV to clear water lines. Completely clear your water lines with RV blow-out plugs Screw the plug into the city water inlet, open all drains and faucets, attach and activate oil-less compressor until all lines are clear. 	8.95
RV-36153	Camco Blow Out Plus - Brass with Schrader Valve		13.95
09273	Thermocouple Kit - 18"	<ul style="list-style-type: none"> Replace your thermocouple with confidence. Universal thermocouple kits with positioning adapters fit RV gas water heaters and furnaces. 	17.95
02103	Rv Water Heater Elements	Screw-in 1000W 120V HWD <ul style="list-style-type: none"> UL recognized RV water heater HWD replacement kit. Instructions included. 	24.95
02143		Screw-in 1500W 120V HWD <ul style="list-style-type: none"> UL recognized RV water heater HWD replacement kit. Instructions included. 	22.95
04363		Universal - 1500W 120V HWD <ul style="list-style-type: none"> UL recognized RV water heater HWD replacement kit. Instructions included. 	25.95
09883	5" Screw-In Element Wrench	<ul style="list-style-type: none"> Fits all standard screw-in type elements. Zinc-plated. 	12.95
RV-62115	White Flush Mount Water Heater Door	<ul style="list-style-type: none"> Suburban Water Heater 3 & 6-Gallon Flush Mount Door, Polar White. 	114.95
RV-51082	Marshall Excelsior	<ul style="list-style-type: none"> Stage Auto Change Over Regulator 1/4" INV x 3/8" FP 	131.95
RV-51086		<ul style="list-style-type: none"> 2 Stage End Vent Regulator 1/4" FPT x 3/8" FPT 	116.95
57497	Marshall Excelsior Gas Adapter	<ul style="list-style-type: none"> 1/4" Female inverted flare x 1/4" MPT Adapter 	4.95
57068	Cavagna Type 1 Acme Nut Pigtails	<ul style="list-style-type: none"> Type 1 ACME Nut Pigtail x 1/4" Inverted Flare 12" Pigtail 	28.95
57069		<ul style="list-style-type: none"> Type 1 ACME Nut Pigtail x 1/4" Inverted Flare 15" Pigtail 	32.95
57070		<ul style="list-style-type: none"> Type 1 ACME Nut Pigtail x 1/4" Inverted Flare 18" Pigtail 	30.95
57541	Marshall Excelsior Adapter Mer472 Stay-Longer Propane Kit	<ul style="list-style-type: none"> Brass tee connection (ME420) .9 GPM excess flow male hard nose POL x female POL x 1"-20 male x 1/4" female inverted flare. 5 foot hose (MER401-60) .9 GPM excess flow male POL x 1/4" male inverted flare. 	169.95
57236	20 lb & 30 lb Propane Tank Cylinder Stabilizing Base	<ul style="list-style-type: none"> Helps prevent accidental tipping of propane cylinder when cylinder is fully inserted into the base. 	27.95
27840	Teflon Tape for LP Gas	<ul style="list-style-type: none"> Yellow Teflon Tape 1/2" x 260 	11.95
50426	Rectorseal #5 Pipe Thread Sealant	<ul style="list-style-type: none"> Rectorseal #5, 1-3/4 oz. Tube 	19.95

RV Air Conditioning / Heat

Part #	Product Title	Description	List Price
RV-60277	Coleman-Mach Standard H/C Thermostat	<ul style="list-style-type: none"> 12-V Standard H/C Thermostat 	147.95
RV-67306	Coleman-Mach Electric Heat Kit	<ul style="list-style-type: none"> For Heat Ready Ceiling Assemblies 	142.95
61452	Spaceport White Outlet Vent for Ducted A/C Systems	<ul style="list-style-type: none"> Easy to install; just remove screws of old vent and replace with the Spaceport. 6-7/16" overall diameter - 4-5/8" hole size. 	19.95
61451	Aireport Grille White Vent	<ul style="list-style-type: none"> All Aireports are interchangeable after installation. 7" overall diameter - 4-1/4" hole size. 	10.95

RV Vents

Part #	Product Title	Description	List Price
Roof Vents			
67277	Maxx Air II	<ul style="list-style-type: none"> Twice as much vent area as our original vent cover. Stainless steel snap lock pins remove for easy access. Solid one-piece, sleek aerodynamic design. Hinged hardware included for easy opening and cleaning. 6-year warranty. 	\$ 120.95
64643	MaxxAir Original White Vent Cover	<ul style="list-style-type: none"> Mounts on most popular 14" x 14" standard roof vents Six-year Limited Warranty. 19.5" L x 18.5" W x 9" H. Features the exclusive Zero-Leak Mounting System that eliminates the need to drill any holes in your RV's roof surface. 	101.95
67310	VentMate Vent systems	<ul style="list-style-type: none"> Matches both White and Smoke vent lids from VentMate or CP Products for Jensen, Elixir or Ventline. 	96.95
65483	VentMate 6" Replacement Fan Blades	<ul style="list-style-type: none"> 6" fan blades for 12-V powered roof vents and range hoods. White, impact-resistant plastic. Ventline, 1/8" Round Bore, CCW 	7.95
40433	Camco White Roof Vent Cover	<ul style="list-style-type: none"> Leave the vent open rain or shine. High-flow ventilation and aerodynamic design. 	85.95
40443	Camco Black Roof Vent Cover	<ul style="list-style-type: none"> Removable louvers for easy cleaning. Mounts to existing 14" x 14" roof vents. UV stabilized resin for years of rugged use. 	89.95
40480	Camco RV Roof Vent Kit	<ul style="list-style-type: none"> Replaces Ventline, Jensen and Elixir vents One-piece seamless frame vent kit is leak resistant and weather tight. Built-in screen allows air through and keeps insects out. UV-resistant translucent lid. Fits 14" x 14" opening. 	135.95
69632	Heng's Industries Standard Mount Universal Vents	<ul style="list-style-type: none"> Metal Vent 14" x 14", White - Galvanized Base, Non-powered (Screen Frame is Pure White). Interior garnish w/ wider 1-1/4" flange and radius corner. 	138.95
Replacement Vent Lids - Fit 14" x 14" plastic frame vents.			
Packaged in a bag of one with header card			
63110	Vent Mate Lid for Pre-1995 Jensen Style Vents – White		34.95
63116	Vent Mate Lid for Old-Style (Pre-'95) Elixir Vents – White		43.95
69282	Vent Mate Standard Lid for Heng's & 95+ Jensen Style Vents – White		36.95
69283	Vent Mate Standard Lid for Heng's & 95+ Jensen Style Vents – Smoke		41.95
63113	Vent Mate Low Profile Lid for Ventline, 1995+ Elixir and Heng's Universal Vents – White		41.95
63115	Vent Mate Low Profile Lid for Ventline, 1995+ Elixir and Heng's Universal Vents – Smoke		28.95
69278	Vent Mate Standard Profile Lid for Ventline, 1995+ Elixir and Heng's Universal Vents – White.		41.95
69279	Vent Mate Standard Profile Lid for Ventline, 1995+ Elixir and Heng's Universal Vents – Smoke		33.95
RV-40156	Camco White Vent Lid for Elixir pre '94	<ul style="list-style-type: none"> Replace the RV vent lid. 	22.95
RV-40155	Camco White Ventline pre '08/Elixir '94 up	<ul style="list-style-type: none"> Impact-resistant vent lids come pre-assembled and include all mounting hardware Easy installation on all 14" x 14" RV vents. 	27.95
RV-40154	Jensen pre '94 pin, White	<ul style="list-style-type: none"> Hardware is rust resistant 	21.95
Exhaust Vents			
66289	Heng's White Exhaust System	<ul style="list-style-type: none"> With damper. Dim.: 4.62" x 10.88". Cutout: 4" x 10.86". 	53.95
Plumbing Vents			
62334	VentLine Plumbing Vent	<ul style="list-style-type: none"> Plastic vent fits pipes 1-1/2". 	16.95
RV-40033	Replace All Plumbing Vent Kit	<ul style="list-style-type: none"> Replace damaged RV plumbing vents with quality original factory replacement vents. Kit fits 1" to 2-3/8" O.D. pipe and includes vent plus all hardware and putty tape needed for installation. 	8.95
Vent Mate Refrigeration Vent Lids			
65528	Fits Dometic, New Style	<ul style="list-style-type: none"> Made of high impact plastic. UV stabilized. Refrigerator Vent Lid 	40.95
65529	Fits Dometic, Old Style	<ul style="list-style-type: none"> Polar White. 	46.95

RV Maintenance

Part #	Product Title	Description	List Price
47448	Quick Roof for Rubber Roofs	6" x 24" <ul style="list-style-type: none"> Quick Roof for Rubber Roofs easily repairs EPDM rubber roofs. With its self-adhesive application, Quick Roof for Rubber Roofs repairs and waterproofs tears and punctures. Just clean the repair area as directed, remove release paper, and press Quick Roof's fully cured EPDM rubber surface in place for a permanent repair. 	\$ 30.95
RV-41453	Camco Pro Tec Rubber Roof Care System	<ul style="list-style-type: none"> Cleaner and Protectant Complete 2-Step System. Deep cleans RV rubber roofs. 	77.95
21335	Thetford Premium RV Rubber Roof Cleaner & Conditioner	64 oz Bottle <ul style="list-style-type: none"> Deep cleans rubber, fiberglass & aluminum roofs. Active UV blocker and conditioner extend roof life. Removes oxidation, bird droppings & dirt buildup 	54.95
RV-41135	Camco Rubber Seal Conditioner	16 oz Can <ul style="list-style-type: none"> Protects and shields against UV rays. Foaming action extends seal life. 	22.95
47574	Thetford Rubber Seal Conditioner	14 oz Can <ul style="list-style-type: none"> Prevents fading, cracking and deterioration. Long-lasting UV protection. Cleans, conditions and shines. No wiping required. 	32.95
45839	Protect-All Slide-Out Dry Lube	16 oz Can <ul style="list-style-type: none"> Specially formulated to do two jobs. Lubricates and protects all metal parts of the RV slide out assembly. Penetrates around moving parts and leaves a dry lubrication film to prevent rust and corrosion. Extreme pressure lubricant that's an excellent treatment for leaf springs, steering and suspension components, battery connections and any other metal surfaces that are subject to rust and corrosion. 	43.95
RV-41105	Camco Slide Out Lube	15 oz Can <ul style="list-style-type: none"> Helps slide outs to operate smoothly without sticking. Protects against rust and corrosion, repels dirt and grime. 25% more than a 12 oz can. 	22.95
47573	Thetford RV Slide-Out Lubricant	13 oz Can <ul style="list-style-type: none"> Lubricates slide rails and gears. Stops squeaks and binding. Sprays upside down. Prevents rust. 	34.95
RV-41028	Camco Pro-Strength Awning Cleaner	1 Gallon <ul style="list-style-type: none"> Restores the appearance of RV awnings . Removes mold stains, dirt, tree sap & road grime. Safe for all fabrics. 	29.95
21336	Thetford Premium RV Awning Cleaner	64 oz Bottle <ul style="list-style-type: none"> Removes tough stains, bugs, bird droppings and more! Active UV blocker keeps awning looking better longer. Safe for all vinyl & fabric awnings 	33.95
RV-41007	Camco Pro-Strength Black Streak Remover	1 Gallon <ul style="list-style-type: none"> Easily removes black streaks, bugs, tar, grease, oil and dirt 	34.95
21334	Thetford Premium RV Black Streak & Bug Cleaner	64 oz Bottle <ul style="list-style-type: none"> Removes stubborn streaks, sunbacked bugs & more. Works on gelcoat, fiberglass, decals & painted aluminum. Won't harm seals around windows or decals 	30.95
40498	Camco Pro-Strength Wash & Wax	1 Gallon <ul style="list-style-type: none"> Provides a clean, shiny finish. 100% Carnauba wax; No buffing needed. 	47.95
21333	Thetford Premium RV Wash & Wax	64 oz Bottle <ul style="list-style-type: none"> 2-in-1 professional-strength formula. Quickly & easily removes heavy soils. Leaves a protective shine 	32.95
43633	Camco RV Wash Brush with Adjustable Handle	<ul style="list-style-type: none"> Adjusts from 43 to 71" long. Flow through handle, wash head will not spin while in use. 	69.95

RV Butyl Tape / Putty Tape

Part #	Product Title	Description	List Price
79233	1/8" x 3/4" x 30' Butyl Tape	<ul style="list-style-type: none"> Ideal for sealing uniquely shaped joints. Installs quickly, without gaps. Apply along unusual patterns. The sealant is on a continuous roll, the installer can work fast and be visually assured that there are no skips or runs in the seal. 	\$ 27.95
48461	1/8" x 3/4" x 30' Trimmable Butyl Tape -180	<ul style="list-style-type: none"> This trimmable butyl is an off-white, non-hardening elastic butyl based material. It provides excellent sealing adhesion to any type of metal, wood, concrete, glass, plastics and porous surfaces. Can be used under moldings; around windows, doors and vents. It can be trimmed easily with any stiff, pointed non-scratching object. 	17.95
48463	3/16" x 1" x 20' Trimmable Butyl Tape -180	<ul style="list-style-type: none"> This butyl increases in adhesion with age, after it is applied. One year shelf life. Easier to work with in warmer climates. 	20.95
40006	1/8" x 1" x 30' Putty Tape -160	<ul style="list-style-type: none"> This natural colored putty tape is a heavy, flexible, non-hardening butyl material that remains pliable as packaged. It releases easily from its siliconetreated backer. For use under moldings; around windows, doors and vents. 	56.95
40026	3/16" x 1" x 20 Putty Tape -160	<ul style="list-style-type: none"> It can be used to seal and waterproof overlapping metals and can be easily shaped and formed to seal difficult areas. One year shelf life. Gray 	21.95

RV Tire Covers

Part #	Product Title	Description	List Price
86022	Adco Polar White Ultra Tire Gards - Sold as a Pair	27-29 inch Tire Diameter <ul style="list-style-type: none"> Protect your vehicle's tires from blowouts due to environmental damage. Premature cracking of sidewalls can be eliminated with these durable, heavy-duty vinyl covers. Features overlapping seams, double-needle stitching and reinforced grommets. Bungee ball locking system allows for a tailored look and eliminates loss to wind. Sizes listed are tire diameter, not tire size. Order by tire diameter, adding 1 to 2 inches to diameter for protruding wheel covers. 	\$ 27.95
86021	Adco Polar White Ultra Tyre Gard- Sold as a Pair	27"-29" Tire Diameter, 14"-15" Rim Diameter <ul style="list-style-type: none"> Protect your vehicle's tires from blowouts due to environmental damage. Premature cracking of sidewalls can be eliminated with these durable, heavy-duty vinyl covers. Features overlapping seams, double-needle stitching and reinforced grommets. Bungee ball locking system allows for a tailored look and eliminates loss to wind. Order by tire diameter, adding 1" - 2" to diameter for protruding wheel covers. 	17.95
86608	Adco Polar White Double Axle Standard Tyre Gard	<ul style="list-style-type: none"> 30-32" Tire Diameter Protect your vehicle's tires. Heavy duty flannel-backed vinyl repels liquid and saves tires from the sun's damaging UV rays and other environmental hazards. Helps prevent premature cracking of sidewalls that can lead to on-road blowouts. Save installation time by covering multiple tires at once. 3 year warranty. 	20.95
86605	Adco Polar White Large Double Axle Tyre Gard	<ul style="list-style-type: none"> Fits 30" to 32" tire diameter, 16" to 17.5" rim diameter Protect your stored vehicle's tires. Features overlapping seams, double-needle stitching and reinforced grommets. Heavy duty flannel-backed vinyl repels liquid and saves tires from the sun's damaging U.V. rays and other environmental hazards. Helps prevent premature cracking of sidewalls that can lead to on-road blowouts. Save installation time by covering multiple tires at once. 3 year mfr. warranty. Order by tire diameter, adding 1" to 2" to diameter for protruding wheel covers. 	56.95
RV-45321	24-26" Tire Protectors Cover	<ul style="list-style-type: none"> Arctic White - 2 per Package Vinyl cover helps keep dirt, rain and sun away from spare tire. Heavy nylon thread helps ensure weatherproofing of seams. 	48.95
RV-45322	27-29" Tire Protectors Cover	<ul style="list-style-type: none"> Arctic White - 2 per Package Vinyl cover helps keep dirt, rain and sun away from spare tire. Heavy nylon thread helps ensure weatherproofing of seams. 	58.95
RV-45323	30-32" Tire Protectors Cover	<ul style="list-style-type: none"> Arctic White - 2 per Package Vinyl cover helps keep dirt, rain and sun away from spare tire. Heavy nylon thread helps ensure weatherproofing of seams. 	58.95

RV Outdoor & Awning

Part #	Product Title	Description	List Price
77412	Foldaway Steps- 20" W Tread; 21-1/2" x 7-1/4" x 12" Overall	<ul style="list-style-type: none"> Self-storing Standard Steps pull out and extend with one fluid motion. Steps can be bolted to floor or welded to frame. 	\$ 189.95
77414	Foldaway Steps - 24" W Tread; 25-1/2" x 7-1/4" x 12" Overall	<ul style="list-style-type: none"> Perforated tread with anti-slip safety strip for added traction. Standard Double Step, 11-3/4" total drop from frame, only 7.25" when folded 	278.95
25405	Camco Grip Tape	<ul style="list-style-type: none"> Help prevent slips and falls with this self-adhesive tape. Use for added safety on steps, ladders and walkways. 	24.95
42925	Camco Gray Step Rug - 18" wide	<ul style="list-style-type: none"> Cut down on tracked-in dirt. For manual or electric RV steps - Adjusts to fit almost any RV step. Just wrap around existing step and hook springs into the holes that fit your step. 	27.95
42944	Camco Brown Premium Turf Step Rug - 22" x 23"	<ul style="list-style-type: none"> Artificial turf dries quickly and helps trap dirt and debris. Premium backing to help keep the rug in place, hemmed edges. 	43.95
42251	Camco Awning De-Flapper Max	<ul style="list-style-type: none"> Protects the valuable RV awning from costly rips and tears while preventing noisy wind flapping. 	55.95
80888	Jr Products Awning Roller	<ul style="list-style-type: none"> Non-Removable, Each 	22.95
45640	Cp Products Collapsible Utility Container	<ul style="list-style-type: none"> Pops open for instant indoor or outdoor storage. 19" x 24" with a built-in zippered lid and carry handles. Made of Polyethylene material, spiral rib support container wall for added strength. Includes one plastic stake & storage bag Collapses to 2" - Holds 33 gallon leaf and lawn bags. 	46.95

Husky Suspension Pro Power Jack

- The Suspension Pro Power Jack has weather-protected switches to let you operate lights and jack independently.
- Full 18" stroke - Travel speed 54 seconds
- UV resistant cover - Hardened steel gears & stainless steel fasteners
- Durable powder coat finish & Water-resistant & Weather protected switches
- 3 multi-bulb work lights
- 3/4" high-strength drive screw
- 12V operation
- Self-lubricating drive nut
- Internal automatic thermal protection & Resettable circuit breaker
- Soldered electrical connections
- Accessories include an in-line circuit breaker, star washers and an emergency crank handle.

Part #	Description	Capacity	Color	List Price
81200	SP3000 Pro Power Jack - 19 A current draw at full load <ul style="list-style-type: none"> • 2" outer tube diameter and fits all A-frame couplers. • 5-1/2" zinc plated removable foot. 	3,000 lbs	Black	\$ 308.95
81201	SP3500 Pro Power Jack - 27 A current draw at full load <ul style="list-style-type: none"> • 2-1/4" jack diameter zinc plated leg with a 5-1/2" foot pad. • Adjustable drop-down leg increases length by 6" 	3,500 lbs	Black	329.95
81497	Optional Husky Connector Storage Kit			14.95

Husky Electric Tongue Jack with Wireless Remote and Smartstop

- 2 1/4" Jack Diameter - Fits all 2" & 2 5/16" A-frame couplers
- High Speed, 12 V Operation - Travels 10" in 38 seconds
- 25 A Current Draw at Rated Load
- Hardened Steel Gears and Stainless Steel Fasteners
- Durable Husky® Silver Powder Coat
- Water Resistant Cover
- Soldered Electrical Connections
- 6 ft, 10 Gauge Power Supply Wire.
- Remote: Includes 2 key-fobs • Controls on/off, up/down, 40' range
- FCC, IC approved
- Assist in hitching/unhitching
- Makes leveling more convenient when leveling front/rear
- Control the jack from inside while leveling refrigerator.

Part #	Description	Capacity	Color	List Price
87641	HB4500R Brute Jake with remote <ul style="list-style-type: none"> • Includes level 	4,500 lbs	Gray	\$ 535.95

RV Stabilizers, Jacks & Accessories

Part #	Product Title	Description	List Price
75203	Husky Adjustable Locking 5th Wheel Stabilizer	<ul style="list-style-type: none"> • Locking Fifth Wheel Stabilizer features screw adjustment to provide fine adjusting of height and applied load for better stabilization. • The cup is lockable with the included locking, torque handle to help prevent theft. • Designed as stabilizers for 5th wheel trailers with a king pin height of 38-1/2" to 50". • Easy to use with a simple, but effective, chain system that links and locks tripod legs to the proper height. • Their maximum vertical load rating is 1,250 lbs. • Made of rust resistant steel. 	\$ 182.95
76942	Husky 5th Wheel Stabilizer	<ul style="list-style-type: none"> • Reduces side-to-side and fore-to-aft movement of your coach. • Designed as stabilizers for 5th wheel trailers with a king pin height of 38-1/2" to 50". • Easy to use with a simple, but effective, chain system that links and locks tripod legs to the proper height. • These stabilizers work in conjunction with your coach's supporting jacks and are not intended to support the full weight of your coach. • Their maximum vertical load rating is 1,250 lbs. • Made of rust-resistant steel. 1/box. 	139.95
44531	Camco Adjustable Stabilizer	<ul style="list-style-type: none"> • Large reinforced base for better ground contact. • Adjusts from 9" to 14", 5000 lb capacity • Measures 6" x 6" 	65.95
44561	Camco Cast Aluminum Stabilizing Jack Stands	2 Pack <ul style="list-style-type: none"> • Stabilize and level your RV. Each jack supports up to 6000 lb • Adjustable from 11" to 17" 	75.95
44560		4 Pack <ul style="list-style-type: none"> • Stabilize and level your RV. Each jack supports up to 6000 lb • Adjustable from 11" to 17" 	129.95
48867	Camco Eaz-Lift Slide Out Support	<ul style="list-style-type: none"> • Protects slide out mechanism by providing support to slide outs when extended. • Adjusts in height from 19" to 47". Supports up to 5000 lb each. • Fits up to a 5 1/2" slide out rail 	135.95
43671	Camco Adjustable Self-Stor Step Brace	<ul style="list-style-type: none"> • Stabilizes RV steps and helps keep the coach from rocking. • Swings up to store securely under RV steps, extends 7" to 14". 	49.95
57883	Camco Stabilizer Base Pad	4 Pack <ul style="list-style-type: none"> • Use with most RV cross-frame or "T" type stabilizing jacks. • Wide base design safely increases stability. • 7" wide, Anti-rattle rubber sleeve. • Installs in minutes with included hardware. 	87.95
44595	Camco Stabilizer Jack pad with Storage Strap	Standard (6.2"x 6.2"pad), 4 pack <ul style="list-style-type: none"> • Helps prevent jacks from sinking into soft ground. • Keep your RV stable and level. • Built in handle, heavy duty construction, grid support for increased strength. 	42.95
44543	Camco Stabilizer Jack Pad with Handle	Large (14.4"x 12.0"pad) 2 pack <ul style="list-style-type: none"> • Placement handle provides an extra 13" of reach. • Place jack pads without crawling under vehicle. • Optimized design for increased strength. 	65.95
44635	Camco Tongue Jack Stand	<ul style="list-style-type: none"> • Evenly distributes the weight of the tongue. • Heavy duty way to stabilize your tongue without the need for cinder block or wood. • 5000 lb capacity, • UV resistant resin for many years of use. 	38.95
57363	3/4" Scissor Jack Socket	<ul style="list-style-type: none"> • Reduces time and effort to raise or lower scissor jacks. • Fits your 3/8" or 1/2" power drill, no more elbow grease. 	15.95

RV Levels

Part #	Product Title	Description	List Price
49448	Prime Products Graduated Levels	White <ul style="list-style-type: none"> Large, easy to read, graduated level comes with adhesive back and screw holes for permanent mounting. 3.75" L x 1.5" H, White or Black. Two/Card. 	\$ 22.95
49458		Black <ul style="list-style-type: none"> Large, easy to read, graduated level comes with adhesive back and screw holes for permanent mounting. 3.75" L x 1.5" H, White or Black. Two/Card. 	22.95
45960	RV Designer Stick-on Level	White <ul style="list-style-type: none"> 2" x 1" Peel and stick. Two per package 	16.95
40127	Hopkins 3-Way Surface Level	<ul style="list-style-type: none"> Gives readings 3 ways: horizontally, vertically and from the top like a bull's-eye. Easy to read. One per card. 	13.95
25573	Camco Bullseye Level	<ul style="list-style-type: none"> Reads 360 degree at once. 	7.95
25503	Camco Utility Trailer Level - 2 per Card	<ul style="list-style-type: none"> Graduated markings to help you determine how much to adjust your vehicle. Mount with screws or self-adhesive tape. 	21.95
25505	Camco RV EZ Level	<ul style="list-style-type: none"> Place our new factory calibrated RV EzLevel in the center of the RV for fast, accurate and easy leveling of the entire RV, ensuring not only a level refrigerator but a good night's sleep. Solid state electronics to level both axes simultaneously 	149.95

RV Levelers, Wheel Chocks & Wheel Stops

Part #	Product Title	Description	List Price
Levelers			
77433	Lynx Levelers RV Leveling Kit - Set of 10 with Nylon Bag	<ul style="list-style-type: none"> Modular designed levelers not only configure to fit any leveling function, but they also withstand tremendous weight. To use: simply set them into a pyramid shape to the desired height that the RV needs to be raised and drive onto the stack. 8-1/2" x 8-1/2" with 1-1/2" thickness to give 1" lift. The 10 pack comes in an easy to store nylon bag and weighs less than ten pounds. 	\$ 97.95
44512	Camco Fasten Leveling Blocks	2x2, Yellow 10 pack <ul style="list-style-type: none"> Ten strong and durable interlocking blocks stack to desired height for customizable leveling. Has T-handle for carrying. 	119.95
44501	Camco Leveling Blocks	4 Pack <ul style="list-style-type: none"> Four strong and durable interlocking blocks stack to desired height for customizable leveling. 	45.95
44573	Yellow Tri-Leveler	<ul style="list-style-type: none"> Raise your RV up to 3-7/8" on any tire for a more level position. Lightweight, durable resin has a non slip surface and load capacity of 3500 lb. 	59.95
44423	Curved Leveler & Chock	<ul style="list-style-type: none"> Easy drive-on leveler adds up to 4" in height. Designed for use with trailers up to 30,000 lbs Compact length makes leveler compatible with tandem wheel spacing without modification. 	89.95
Wheel Chocks			
38511	Husky Wheel Chocks	Clamshell - 2 Wheel Chocks <ul style="list-style-type: none"> Bright Color High-Impact Plastic - Cross Ribbed 7-1/4" L x 5" W x 4-1/4" H 	30.95
95036		Carton - 6 Wheel Chocks <ul style="list-style-type: none"> Bright Color High-Impact Plastic - Cross Ribbed 7-1/4" L x 5" W x 4-1/4" H 	66.95
39323	Valterra Wheel Chock	<ul style="list-style-type: none"> Prevents your tire from rolling or sliding. Has ribbed surface for better grip. Nylon cord allows you to easily remove the chock when finished. 	11.95
44472	Camco Yellow Wheel Chock with Rope	<ul style="list-style-type: none"> Keeps trailer in place so you can re-hitch with confidence. Strong and durable with UV inhibitors. Rope makes for convenient placement and removal 	12.95
44475	Camco Super Wheel Chock	<ul style="list-style-type: none"> Keeps trailer in place so you can re-hitch with confidence. Strong and durable with UV inhibitors. Rope makes for convenient placement and removal 	29.95
Wheel Stops			
44652	Small Wheel Stop - 1 1/2" to 3 1/2" tire spacing	<ul style="list-style-type: none"> Stabilize the trailer with a single piece of equipment. Secure tandem tires to prevent movement. Fit 26" to 30" diameter tires. 	57.95
44622	Wheel Stop - 3 1/2" to 5 1/2" tire spacing	<ul style="list-style-type: none"> Stabilize the trailer with a single piece of equipment. Secure tandem tires to prevent movement. Fit 26" to 30" diameter tires. 	75.95

RV Hardware

Part #	Product Title	Description	List Price
42197	Camco Short Fold-Away Grab Handle	<ul style="list-style-type: none"> Provides a secure hold for entering and exiting your RV. Easily installs to the Side of any RV. Durable and weather resistant All installation hardware included. 	\$ 54.95
42183	Camco RV Screen Door Cross Bar	<ul style="list-style-type: none"> Provides a sturdy feel and protection to RV screen door, easy installation instructions and hardware included. Bar adjusts from 21-5/8" to 28-5/8" 	\$ 43.95
40349	RV Designer Right Hand Screen Door Latch	<ul style="list-style-type: none"> Fits Amerimax & Philips Doors 	56.95
43462	RV Designer Right Hand Screen Door Latch	<ul style="list-style-type: none"> Fits Philips Doors 	57.95
45093	JR Products Right Hand Screen Door Latch	<ul style="list-style-type: none"> Exact replacement for Amerimax style doors and can also be used on other styles as a replacement. The latch location is determined by looking at the closed door from inside your RV. The latch location is the side of the door that it is mounted on. This would mean that a right hand latch will be mounted on the right hand side of the screen door as you view it from inside the RV. 	43.95
45216	JR Products Sliding Mirror Door Catch	<ul style="list-style-type: none"> Universal factory replacement catch found on most RV sliding mirrored wardrobe doors. It mounts easily to the door frame and clips around the metal portion of the door when closed providing a secure catch while traveling. Replaces both small and large catches. 	16.95
20-1479	Kwikee Hook & Keeper	<ul style="list-style-type: none"> 4" White 	23.95
40567	Kwikee Drop Grip Catch	Package of 2 <ul style="list-style-type: none"> Plastic catch only 	21.95
40532	JR Products 3 1/2" Plastic T-Style Door Holder	3-1/2" Polar White <ul style="list-style-type: none"> Plastic T-Style Door Holder. Packaged with mounting screws. 	12.95
40534	JR Products 6" Plastic T-Style Door Holder	6" Polar White <ul style="list-style-type: none"> Plastic T-Style Door Holder. Packaged with mounting screws. 	15.95
46920	JR Products Ultimate Door Holder	<ul style="list-style-type: none"> 4" Polar White 	19.95
41248	JR Products C-Clip Style Door Holder	<ul style="list-style-type: none"> 3" Polar White 	12.95
47837	JR Products 90° Angled Plastic T-Style Door Holders	<ul style="list-style-type: none"> 3.5" Polar White 	21.95
46918	JR Products Metal T Door Holder	<ul style="list-style-type: none"> 4" Metal 	19.95
46819	RV Designer Entry "T" Door Handles	<ul style="list-style-type: none"> Plastic T Type door holder, 1-3/4" wide. Screws included, Pk/1. 	19.95
20-0698		<ul style="list-style-type: none"> Plastic T Type door holder, 1-3/4" wide. Screws included, Pk/1. 	15.95
46093	RV Designer Baggage Door catch	Stainless Steel Package of 2 <ul style="list-style-type: none"> Catch flips open to hold upward opening baggage compartment door in open position. Spring returns catch to closed position when not in use. 2-1/2" x 1/2". 	28.95
46091		White Plastic Package of 2 <ul style="list-style-type: none"> Catch flips open to hold upward opening baggage compartment door in open position. Spring returns catch to closed position when not in use. 2-1/2" x 1/2". 	18.95
RV-41820		White Plastic Package of 2 <ul style="list-style-type: none"> Holds baggage door open. Baggage Door Catch. Squared 	16.95
45078	JR Products Square Style Door Catch	<ul style="list-style-type: none"> Stainless Steel, Pair 	21.95
41251	JR Products Baggage Catch	Polar White, Pair <ul style="list-style-type: none"> Original replacement baggage door catches. Can be mounted above or beside doors. Easily mounts to any exterior to hold open baggage doors while loading and unloading. Specially designed spring-loaded clip holds doors securely and lays flat when not in use. Stylish look adds to your RV's appearance. Bullet Style, Baggage Door Catch, with mounting screws 	14.95
41255		Beige, Pair <ul style="list-style-type: none"> Original replacement baggage door catches. Can be mounted above or beside doors. Easily mounts to any exterior to hold open baggage doors while loading and unloading. Specially designed spring-loaded clip holds doors securely and lays flat when not in use. Stylish look adds to your RV's appearance. Bullet Style, Baggage Door Catch, with mounting screws 	17.95
45277	JR Products Cabinet Catch	<ul style="list-style-type: none"> Secure concealed catch used on many styles of cabinets and doors. Operated by pulling on the cabinet then latches securely into place when the cabinet is closed. Includes mounting screws. Packaged. 	34.95
48098	RV Designer Cabinet Door & Drawer Push Latch	<ul style="list-style-type: none"> Used to hold cabinet doors & drawers closed. Push Latch (with small and large catch): 5 pound 	39.95
46108	Roller Catch with Prong	<ul style="list-style-type: none"> Double roller cabinet catch, 1-1/4" x 1". Antique finish. With screws. 	11.95

RV Hardware

Part #	Product Title	Description	List Price
48731	CP Products Bright Aluminum Heavy Duty Pedestal Bases	<ul style="list-style-type: none"> Surface Mount Base, Round, 7-1/2" Diameter 	18.95
48732		<ul style="list-style-type: none"> Flush Mount (Recessed) Base, Round, 6-1/4" Dia., Hole Insert is 2.2" Diameter, 2" deep 	18.95
49177	JR Products 5/8" Standard Compartment Key Lock	<ul style="list-style-type: none"> Keyed alike using 751 style key. Universal fit with flat and offset blades. Chrome plated zinc units. Original replacement. Packaged. 	20.95
49178	JR Products 7/8" Standard Compartment Key Lock		20.95
49179	JR Products 1 1/8" Standard Compartment Key Lock		22.95
49180	JR Products 1 3/8" Standard Compartment Key Lock		23.95
49188	JR Products Screen Door Slider	<ul style="list-style-type: none"> OEM replacement for 12" wide tracks. No tools required for replacement. White, packaged. 	52.95
49192	JR Product Screen Door Latch	<ul style="list-style-type: none"> Universal. Secures the screen door to the entry door. Direct replacement for Philip's style doors. Mounting screws included. Mounting holes: 2.30" on center. Right hand, packaged. 	39.95
69-8044	Trimark Style White Flush Slam Lockset	<ul style="list-style-type: none"> Designed for travel trailer entrance door applications Built-in deadbolt and provides the ultimate in security, safety and style. Safety-oriented design provides exit from inside should unit accidentally be locked. Set includes 2 brass keys and all mounting screws. Cut-out size 3-3/4" H x 2-3/4" W. Installed visible trim edge is 4-3/8" H x 3-1/2" W. Accommodates door thickness from 1-1/4" to 1-1/2". 	80.95
69-8043	Trimark Style Black Flush Slam Lockset	<ul style="list-style-type: none"> Designed for travel trailer entrance door applications Built-in deadbolt and provides the ultimate in security, safety and style. Cut-out size 3-3/4" H x 2-3/4" W. Installed, visible trim edge is 4-3/8" H x 3-1/2" W. 	80.95
49475	Global Travel Trimark Style Chrome Lockset	<ul style="list-style-type: none"> Entrance lock with paddle and deadbolt. Directly replaces most entrance locks on travel trailers and 5th wheels. Set includes 2 brass keys and all mounting screws. Cut-out size 3-3/4" H x 2-3/4" W. Installed visible trim edge is 4-3/8" H x 3-1/2" W. Accommodates door thickness from 1-1/4" to 1-1/2" Replacement for Fastec, Trimark and Bauer Locks. 	119.95

Ultra-Fab Products Ultra MX Hauler

- Securely holds motorcycle for transport or for making repairs
- Heavy duty steel construction
- Easy bolt-together assembly
- Mounts in standard 2" receivers
- Included ramp works on either side of carrier
- Durable powder coat finish
- 500 lbs load capacity
- 1 year manufacturer's warranty



Part #	Description	Attachment	List Price
80763	Ultra MX Hauler - 500 lbs Capacity	2" Receiver	\$ 360.95

Husky Heavy Duty Cargo Carrier

- Heavy duty, all steel square tubular construction.
- Fits 2" square extension bar
- Corrosion-resistant
- Powder-coated
- Folds up when not in use
- Inside rack measurement: 58" L x 19" W x 5.5" D
- 500 lbs capacity



Part #	Description	Attachment	List Price
81149	60" x 20" x 6" Heavy Duty Cargo Carrier - 500 lb Capacity	2" Receiver	\$ 299.95

Camco EAZ-Lift Cargo Carrier

- Mounts to any 2-inch hitch receiver to add extra storage space when traveling.
- 500 lbs load rating.



Part #	Description	Attachment	List Price
48475	60" x 20" x 6" Heavy Duty Cargo Carrier - 500 lb Capacity	2" Receiver	\$ 229.95

RV Electrical

Part #	Product Title	Description	List Price
Power Cords / Adapter / Circuit Analyzer			
14391	RV Converter/Chargers 9200 Series	<ul style="list-style-type: none"> 60 Amp Converter/Charger with built-in Charge Wizard 	823.95
14247	Arcon 110-Volt Power Cords	<ul style="list-style-type: none"> 30A, 25', Power Cord, Stripped 	133.95
14248		<ul style="list-style-type: none"> 30A, 25', Extension Cord 	164.95
14249		<ul style="list-style-type: none"> 30A, 50', Extension Cord 	257.95
51785	Detachable 25 ft RV Power Cords	<ul style="list-style-type: none"> Detachable 30amp Power Cord 25' Rating: 10/3 STW 	173.95
51817		<ul style="list-style-type: none"> Detachable 50amp Power Cord 25' Rating: 6/3+8/1 STW 	450.95
55310	Camco Power Grip Circuit Analyzer	<ul style="list-style-type: none"> Protect your electrical equipment from improperly wired electrical boxes. Provides surge protection. 	219.95
55025	Camco Power Grip Power Maximizer Adapter	<ul style="list-style-type: none"> Draws the combined power from a 15 and 30 AMP outlet, which allows your RV to receive up to 45 AMPs Maximize your RV's power source. 	165.95
Generator Adapters			
14398	Acron Generator Adapters	<ul style="list-style-type: none"> L5-30 x 30A RV Round Adapter 	48.95
14977		<ul style="list-style-type: none"> L5-30 x 30A RV 12" Pigtail, Yellow 	50.95
55272	Camco Power Grip 12" Generator Adapter	30 AMP 3 Prong-M/90F, 125V/3750W <ul style="list-style-type: none"> Connects a L5-30 30 AMP locking receptacle to a TT-30 30 AMP standard cord set plug. 	69.95
55384		30 AMP 4 Prong-M/90F, 125V/3750W <ul style="list-style-type: none"> Connects a L5-30 30 AMP locking receptacle to a TT-30 30 AMP standard cord set plug. 	69.95
Adapters			
14246	Acron 110V Economy Series Flat Wire Pigtail Adapter	<ul style="list-style-type: none"> Easy grip on both ends. Flexible flat bonded 10.3 gaugewire. Bulk Black, 30A Female – 15A Male, 12" 	32.95
14237	Arcon 110V Pigtail Adapters	<ul style="list-style-type: none"> 30A Female Only, 18", Bulk, Stripped 	29.95
14238		<ul style="list-style-type: none"> 30A Male Only, 18", Bulk, Stripped 	28.95
14362	110V Premium Series Temp. Pigtail Adapters	<ul style="list-style-type: none"> 15A Female-30A Male, 18" 	32.95
14367		<ul style="list-style-type: none"> 30A Female-50A Male, 18" 	73.95
14245		<ul style="list-style-type: none"> 30A Female-15A Male, 9" 	49.95
14365		<ul style="list-style-type: none"> 30A Female-15A Male, 18" 	38.95
14371		<ul style="list-style-type: none"> 50A Female-30A Male, 18" 	66.95
14368		<ul style="list-style-type: none"> 30A Female-50A Male, 18" 	95.95
14372	110V Premium Flat Pigtail Adapters	<ul style="list-style-type: none"> 50A Female-30A Male, 18" 	80.95
14366		<ul style="list-style-type: none"> 30A Female-15A Male, 12" 	44.95
13993	Arcon 110V Temporary Adapter	<ul style="list-style-type: none"> Triangle Adapter, 30A Female-15A Male; Packaged 	10.95
18203	Arcon Replacement Plug & Receptable	<ul style="list-style-type: none"> Replacement Plug 30A 	46.95
18206		<ul style="list-style-type: none"> Replacement Receptacle 30A 	49.95
55183	Power Grip 18" Dogbone	30A M/50A F, 125V/3750W <ul style="list-style-type: none"> Electrical adapter with handles make unplugging easier 	74.95
55173		50A M/30A F, 90M/90F, 125V/3750W <ul style="list-style-type: none"> Electrical adapter with handles make unplugging easier 	69.95
15901	Round Cable Hatch with Back	<ul style="list-style-type: none"> Polar White 	22.95
65841		<ul style="list-style-type: none"> Deluxe, Polar White 	25.95
Battery Boxes, Trays & Straps			
13228	Strap-style Battery Boxes	<ul style="list-style-type: none"> GC2 Battery Box, (for 6-volt golf cart battery) 11.5" L x 8" W x 9.5" H 	51.95
55372	Camco Battery box - Fits size 27, 30 & 31 batteri	<ul style="list-style-type: none"> Includes lift-off lid, durable woven hold-down strap, foot clamps and stainless steel screws. Large - 7 1/4" wide X 13 1/4" long X 8 5/8" tall Add: 2" additional head room for battery terminals 	23.95
55394	Camco Battery Tray	Standard - Fits size 24 batteries <ul style="list-style-type: none"> Stainless steel hardware and heavy-duty acid resistant plastic, Coast Guard approved. 	27.95
55404		Large - Fits size 27, 30 & 31 batteries <ul style="list-style-type: none"> Stainless steel hardware and heavy-duty acid resistant plastic, Coast Guard approved. 	30.95
55364	Camco Replacement Battery Strap	<ul style="list-style-type: none"> 1-1/2" wide x 39" long with hardware 	15.95
11796	Battery Hold-down Strap	<ul style="list-style-type: none"> 54" Strap with Hardware 	14.95
12024		<ul style="list-style-type: none"> 42" Strap with Hardware 	12.95

RV 12-Volt Euro Style Lights

- Sleek Euro-style lights feature an easy-to-use on/off switch
- Mounting screws not included

Part #	Description	List Price
Single Light - 8" L x 4-3/4" W		
20725	• Bright White LED, White Lens with White Base	\$ 51.95
20711	• Soft White LED, Optic Lens with White Base	49.95
20713	• Soft White LED, White Lens with White Base	49.95
18122	• Optic Lens with White Base • Uses replacement bulb #1141 - Squeeze-remove lens	20.95
18121	• White Lens with White Base • Uses replacement bulb #1141 - Squeeze-remove lens	18.95
Double Light - 11" L x 4-3/4" W		
20726	• Bright White LED, White Lens with White Base	88.95
20712	• Soft White LED, Optic Lens with White Base	91.95
20714	• Soft White LED, White Lens with White Base	149.95
18124	• Optic Lens with White Base • Uses replacement bulb #1141 - Squeeze-remove lens	35.95
18123	• White Lens with White Base • Uses replacement bulb #1141 - Squeeze-remove lens	33.95

RV 12-Volt Economy Interior Lights


- Light up an interior with these easy-to-use, functional lights.
- Features include a 3-position slide switch
- Mounting screws not included

Part #	Description	List Price
Single Light - 6-1/4" L x 5-1/2" W x 1-5/8" H.		
20667	• Bright White LED, Optic Lens with White Base	\$ 51.95
20715	• Soft White LED, Optic Lens with White Base	50.95
11824	• Optic Lens with White Base • Uses replacement bulb #1016 - Squeeze-remove lens • Uses replacement lens Part # 11826 (Optic Lens)	21.95
14655	• White Lens with White Base • Uses replacement bulb #1016 - Squeeze-remove lens • Uses replacement lens Part # 18530 (White Lens)	23.95
Double Light - 11-1/2" L x 5-1/2" W x 1-5/8" H		
20668	• Bright White LED, Optic Lens with White Base	95.95
20716	• Soft White LED, Optic Lens with White Base	94.95
18124	• Optic Lens with White Base • Uses replacement bulb #1141 - Squeeze-remove lens • Uses replacement lens Part # 11826 (Optic Lens)	35.95
18123	• White with White Base • Uses replacement bulb #1141 - Squeeze-remove lens • Uses replacement lens Part # 18530 (White Lens)	33.95

RV 12-Volt Universal Porch/Utility Lights

Part #	Description	List Price
With Rocker Switch - 5-3/4" x 3-1/2"		
20673	• Bright White LED, Clear Lens	53.95
18104	• Clear Lens, with Switch • Uses replacement bulb #1003 - Snap-in Lens • Uses replacement lens Part # 18106	23.95
18111	• Amber Lens, with Switch • Uses replacement bulb #1003 - Snap-in Lens • Uses replacement lens Part # 18107	20.95
Without Rocker Switch - 5-3/4" x 3-1/2"		
20672	• Bright White LED, Clear Lens	45.95
18102	• Clear Lens, without Switch • Uses replacement bulb #1003 - Snap-in Lens • Uses replacement lens Part # 18106	23.95
18109	• Amber Lens, without Switch • Uses replacement bulb #1003 - Snap-in Lens • Uses replacement lens Part # 18107	20.95
Round Scare / Porch Light - 8-1/2" dia. x 1-1/2" deep		
20671	• Bright White 18 LED Light 2.7W, 215 Lumens (Mounting Screws not included)	94.95

Replacement Incandescent Bulbs

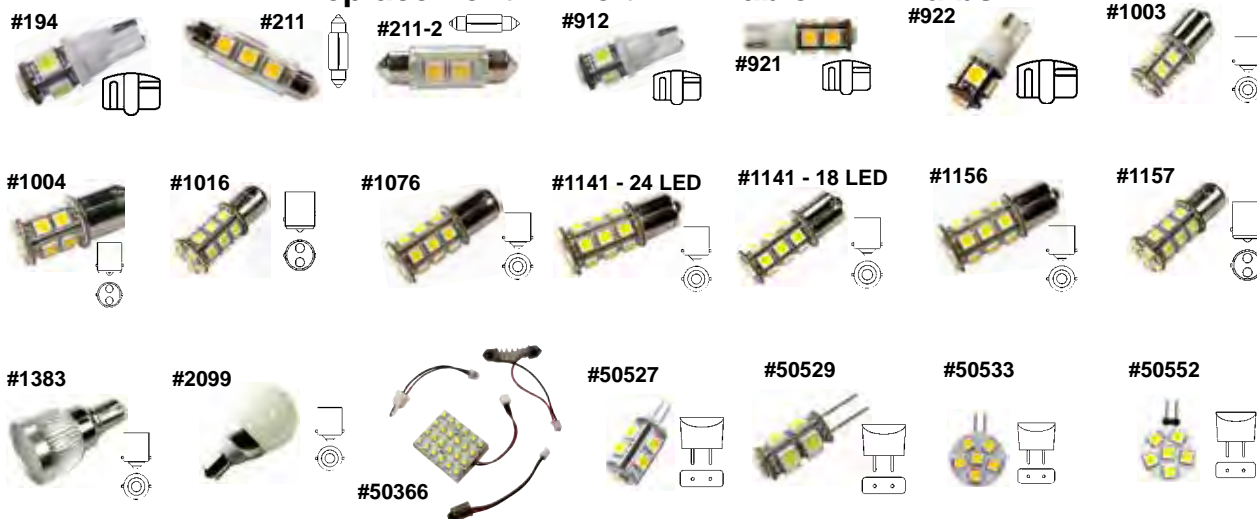


Part #	Picture	Bulb #	List Price
16760	E	93	\$ 4.95
16763	G	211	4.95
16764	G	211-2	4.95
16765	H	906	4.95
16801	I	912	4.95
16802	I	921	4.95
16795	I	922	2.95

2 Bulbs per Package

Part #	Picture	Bulb #	List Price
16768	J	1003	3.95
16774	F	1076	6.95
16775	M	1139-IF	8.95
16777	E	1141	4.95
16798	U	3157	8.95
16747		JC10W	5.95

Replacement 12 Volt Dimmable LED Bulbs



Part #	Bulb #	LEDs	Watts	Lumens	Beam Angle	Polarity Sensitive	List Price
Bright White LEDs							
50557	194	5	1.0	60	360	Yes	15.95
50567	921	9	1.6	105	360	Yes	17.95
50435	1003	13	2.4	160	360	Yes	20.95
50725	1016	24	3.6	285	360	Yes	40.95
50368	1141	24	3.6	285	360	Yes	41.95
50373	1141	18	2.7	215	360	Yes	20.95
50387	1156	24	3.6	285	360	Yes	40.95
50509	1157	24	3.6	285	360	Yes	40.95
50529	JC10W	9	1.6	105	360	Yes	15.95
50552	JC10W	6	1.2	75	120	No	14.95
Soft White LEDs							
50664	211	3	0.6	35	360	Yes	13.95
50687	211-2	2	0.4	25	360	Yes	11.95
50610	912	5	1.0	60	360	Yes	15.95
50564	921	9	1.6	105	360	Yes	17.95
50568	922	5	1.0	60	360	Yes	15.95
50455	1003	13	2.4	160	360	Yes	20.95
50773	1016	24	3.6	285	360	Yes	40.95
50492	1076	24	3.6	285	360	Yes	38.95
50367	1141	24	3.6	285	360	Yes	41.95
50369	1141	18	2.7	215	360	Yes	66.95
50524	1383	24	5.0	400	30	No	66.95
50829	2099	24	3.6	270	360	No	60.95
50527	JC10W	9	1.6	105	360	Yes	15.95
50533	JC10W	6	1.2	75	120	No	13.95
50366	N/A	24	1.9	70	181	Yes	16.95

Drill Bits

- Jobber length drill bits
- Heavy duty surface treated

Part #	Description	List Price
4610	Type 190 - 135° Split Point - 1/4" Drill Bit - Sold Each	\$ 3.25
4690	Type 190 - 135° Split Point - 3/8" Drill Bit - Sold Each	6.25
4730	Type 190 - 135° Split Point - 7/16" Drill Bit - Sold Each	7.95
4770	Type 190 - 135° Split Point - 1/2" Drill Bit - Sold Each	10.95
29160	Type 130 - 118° H.S.S. - 1/2" Shank - 9/16" Drill - Sold Each	21.95
29200	Type 130 - 118° H.S.S. - 1/2" Shank - 5/8" Drill - Sold Each	28.95



Reamers

- Special hi-tungsten steel
- Use to enlarge pilot holes

Part #	Start Hole Size	Finish Size	Shank Diameter	List Price
6401	3/8"	1/2"	1/2"	\$ 77.95
6421	7/16"	5/8"	1/2"	86.95



Performance Tool Step Drill Bit Sets

- Titanium nitride coated for cooler & longer running
- Double flute design gives you faster, smoother cutting
- Use on metal, wood or plastic
- W-9003 has 3 bits - 6-step 3/16 to 1/2", 9-step - 1/4 to 3/4", 13-step - 1/8 to 1/2" and reusable nylon storage pouch
- W-9004 has 2 bits - 12-step 3/16 to 7/8" and 11-step 1/4 to 1 3/8"

Part #	Description	List Price
W-9003	3 Bits Step Drill Bit Set - 1/4" Hex Shanks	\$ 18.95
W-9004	2 Bits Step Drill Bit Set - 3/8" Shanks	38.95



Performance Tool Left-Handed Drill Bit Sets

- 135 degree split point design for drilling of most metals
- High speed M2 steel with titanium nitride coating for long life
- Includes metal storage case
- Use for extracting broken bolts
- 13-Piece set: 1/16", 5/64", 3/32", 7/64", 1/8", 9/64", 5/32", 11/64", 3/16" & 13/64"


Part #	Description	List Price
W-9011	Left-Handed Drill Bit Set - 13 Bits - Metal Storage Case	\$ 20.95



Fishwires

- Used for fish wiring bolts into vehicle frames
- 3/8" fishwires can be used for 7/16" & metric bolt sizes

Part #	Description	List Price
FW-38	10 Pack of 3/8" Fishwires - 20" Length	\$ 13.95
FW-12	10 Pack of 1/2" Fishwires - 20" Length	13.95



Performance Tool Hitch Ball Wrench & Sockets

- Select sizes for installing hitch balls
- Sizes for 3/4", 1" & 1 1/4" shank balls

Part #	Description	List Price
74342	Hitch Ball Wrench - 1 1/8" & 1 1/2" Boxed Ends	\$ 29.95
WRENCH30	Torx #30 L-Shape Wrench	2.95
HEXBIT12	1/2" Hex Bit Socket - Fits 1/2" Drive Ratchet	12.95
M-812	1 1/8" Impact Socket - 6-Point - 1/2" Drive	8.95
M-817	1 1/2" Impact Socket - 6-Point - 1/2" Drive	22.95
M-1263	1 7/8" Impact Socket - 6-Point - 3/4" Drive	56.95
M-964	1/2" I.D. to 3/4" O.D. Impact Adapter	7.95



Performance Tool Power Tool Extension Bars

- Turns your drill into a nut driver
- 1/4", 3/8" & 1/2" drives
- 2" long hex shank
- Chrome vanadium steel construction

Part #	Description	List Price
M-1390	Set of 3 Power Extension Bars - 1/4", 3/8" & 1/2" Drives	\$ 6.95



20117

Circuit Testers & Trailer Emulator



80911

TK-6562

- LED lights show circuit functions
- Great for testing vehicle sockets
- 20117 7-way model tests stop, turn, tail, brake & accessory circuits
- TK-6562 tester simulates load of electric trailer brakes
- Ideal for setting up brake controls without hooking up a trailer

Part #	Description	List Price
80911	Handy Pocket-Size 4-Flat Tester	\$ 12.95
20117	7-Way Flat Pin Tester - Manufactured by Tow Ready	32.95
TK-6562	7-Way Tester / Trailer Emulator - Manufactured by Tekonsha	71.95

200-072

Crimpers & Strippers



100-002

- Crimping pliers
- Cuts, crimps & strips wire
- Self-adjusting stripper
- 10 gauge to 22 gauge wire

Part #	Description	List Price
100-002	Crimping Pliers - Cuts, Crimps And Strips Wire	\$ 12.95
200-072	Self-Adjusting Stripper & Crimper	33.95

W-2978

Performance Tool Hybrid LED Circuit Tester



W-2992

Performance Tool LCD Digital Circuit Tester



W-2981

12 Volt Circuit Testers



- Tests 12 volt & 42 volt standard & hybrid electrical systems
- Automatic voltage identification
- Extra long 12 ft coiled lead
- Blue LED indicates 12 Volts DC, red LED indicates 42 Volts
- Crystal clear acrylic handle for 360 degree visibility

Part #	Description	List Price
W-2978	Hybrid LED Circuit Tester - 12 to 42 Volts	\$ 24.95

- Economy LCD circuit tester with LED back light - indicates red for power or green for ground
- Used to detect power, voltage, ground & circuit integrity
- Surge protected circuitry displays DC voltage from 3 to 48 Volts
- Conduct circuit tests with increased accuracy & ease
- Coiled lead stretches from 3 to 7 ft

Part #	Description	List Price
W-2992	LCD Digital Circuit Tester - 3 to 48 Volts	\$ 29.95

- Handle glows to indicate power
- Great quality

Part #	Description	List Price
W-2981	Heavy Duty Circuit Tester - Straight Probe - Tests 6, 12 & 24 Volts AC & DC - Reinforcing Spring	\$ 7.95

Tekonsha Current Monitor



- Assists in determining if tow vehicle's 7-way socket is wired correctly
- Includes nylon storage bag
- Meters display Volts & Amperes
- Simulates trailer brakes on 1-4 axles
- Excellent diagnostic tool for install, set-up & troubleshooting of electric trailer brake controllers

Part #	Description	List Price
TK-6565	Current Monitor - 7-Way RV-Style Plug & 18 ft Cord	\$ 357.95

Tekonsha Trailer Tester



- Helps quickly identify problems in trailer wiring
- Test left/right turn, tail/marker, brake & backup circuits
- Self-contained 5 Amp/hr battery
- Will diagnose a trailer for overload, open & short circuits
- Comes complete with battery charger

Part #	Description	List Price
TK-8010	Trailer Tester - Includes Battery & Charger	\$ 458.95

Hopkins Tow Doctor Tow Vehicle Test Unit



- Tests all tow vehicle functions - ground, auxiliary power, brake controller, turn & backup lights
- Comes with storage case
- Adapts to 4, 6, or 7-way plugs
- Shows where there is a problem

Part #	Description	List Price
LM-50918	Tow Doctor - Vehicle Wiring Test Unit - Includes Adapters for 4 Flat, 6 & 7-Way RV Round	\$ 299.95

Hopkins Trailer Doctor Test Unit

- Tests all trailer functions
- LED lights on the tester illuminate to show function operation
- Amperage meter shows Amp draw
- Includes battery terminal clips
- Can be used with any 12 Volt battery

Part #	Description	List Price
LM-50928	Trailer Doctor - Includes 4-Flat, 6 & 7-Way Adapters	\$ 519.95



Performance Tool Jump Starter Power Banks

- Jump start most passenger cars, trucks, vans & SUVs
- Each model includes smart clamp technology - prevents sparking, reverse polarity, overload damage
- LEDs indicate proper hook-up
- 3-mode LED light: on, strobe, S.O.S.
- Lithium battery for longer shelf life
- 5 Volt USB port to charge various models of smart phones
- 12 Volt output for vehicle jump & other 12 Volt devices

Part #	Description	List Price
W-16750	350 Peak Amp Jump Starter with Smart Safety Clamps	\$ 103.95
W-16751	600 Peak Amp Jump Starter with Smart Safety Clamps	138.95



Performance Tool Trim Panel Replacement Clip Assortments

- Trim panel clip assortments available for General Motors, Ford, Chrysler, Toyota & Honda vehicles
- Made of OEM quality nylon for OEM installation, fit & finish
- All essential retainers, fasteners & clips needed for interior upholstery body panels
- Includes convenient organizer with illustrated quick reference guide

Part #	Description	List Price
W-5240	Trim Clip Assortment for GM Vehicles - 350 Pieces	\$ 55.95
W-5241	Trim Clip Assortment for Ford Vehicles - 415 Pieces	35.95
W-5242	Trim Clip Assortment for Chrysler Vehicles - 215 Pieces	35.95
W-5243	Trim Clip Assortment for Toyota Vehicles - 340 Pieces	46.95
W-5244	Trim Clip Assortment for Honda Vehicles - 418 Pieces	46.95



Performance Tool Door Upholstery Tool

- Heavy duty chrome plated shaft
- Large easy grip handle
- Removes panels without marring upholstery or damaging clips

Part #	Description	List Price
W-80645	Door Upholstery Tool	\$ 7.95



Performance Tool 5-Piece Composite Trim Removal Tool Set

- 5 unique tools for removing internal or external trim & molding fasteners
- Anti-marring design prevents damage to paint, upholstery or chrome finish
- Ideal for use when removing rear trim panels to install t-connectors
- Multiple width, length & angled tools for hard to reach fasteners

Part #	Description	List Price
W-80648	Composite Trim Removal Tool Set - 5 Piece Set	\$ 20.95



Performance Tool 12 Volt Electric Scissor Jack

- Ideal for emergency roadside tire changes
- 2 ton capacity - lifting range 5" to 14"
- Includes jack, emergency hand crank, carrying case & 3 extra fuses
- Push button control with 12 ft cord

Part #	Description	List Price
W-1609	12 Volt Electric Scissor Jack - 4,000 lbs Capacity	\$ 119.95



Performance Tool Jack Stands

- Heavy duty steel jack stands
- 2, 3 or 6 ton capacity

Part #	Description	List Price
W-41021	2 Ton Steel Jack Stands - Pair - 10 3/8" to 16 3/8" Range	\$ 46.95
W-41004	3 Ton Steel Jack Stands - Pair - 12" to 17 1/4" Range	59.95
W-41006	6 Ton Steel Jack Stands - Pair - 15 1/2" to 23 1/2" Range	97.95





Performance Tool Wheel Bearing Service Tools

- Bearing packer quickly packs bearings with new grease
- Accommodates most roller & ball bearings
- Bearing race & seal driver helps install races & seals without damage
- Six discs to fit common sizes
- Seal puller features 2 tip sizes

Part #	Description	List Price
W-1218	Universal Bearing Packer	\$ 8.95
W-1219	Seal Puller	9.95
W-83020	Bearing Race & Seal Driver - Includes Handle & 6 Discs: 1.565", 1.75", 1.965", 2.325", 2.47" & 2.555"	41.95



Performance Tool Lock On Grease Coupler

- Allows you to lock on the fitting with just a slight push, releases with the same minimal effort
- Fits most grease guns & accessories
- Positive seal prevents leakage while pumping grease up to 10,000 psi
- Once locked on, both hands can be used to operate the grease gun

Part #	Description	List Price
W-54228	Lock On Grease Coupler - Fits Most Grease Guns	\$ 68.95



Performance Tool Hardware Assortments

- Handy plastic boxes filled with assortments of hair pins, grease fittings or rubber grommets
- Grease fittings include 45°, 90° & straight styles
- Rubber grommets help protect wiring

Part #	Description	List Price
W-5210	Hair Pin Assortment - 150 Pieces	\$ 9.95
W-5214	Rubber Grommet Assortment - 125 Pieces	10.95
W-5215	Grease Fitting Assortment - 70 Pieces	14.95



Performance Tool Parts Tray & Retriever Tools

- Magnetic parts tray helps keep small parts secure & organized
- Retriever set helps recover parts from hard to reach areas
- Lighted pickup tool has bright LED with magnetic tip
- Indispensable tools for the home or workshop

Part #	Description	List Price
W-1265	Magnetic Parts Tray - 9 1/2" X 5 1/2" - Double Magnet	\$ 12.95
W-83194	40" Flex Magnetic Claw Retriever - 4 Claw Pickup	13.95
W-1479	2-Piece Retriever Set - 24" Retriever Claw & 24" Magnet	6.95
W-1929	Lighted Magnetic Pickup Tool - Extends to 27 1/2"	8.95



Performance Tool C-Frame Creeper Seat

- Features 11 1/2" x 12 1/2" tool tray
- Padded seat for comfort

Part #	Description	List Price
W-85007	C-Frame Creeper Seat with Tool Tray	\$ 52.95



Sherline Load-Master Trailer Tongue Weight Scale

- Scale makes it easy to measure weight at hitch or at trailer jack
- Solid billet steel & aluminum
- Gauge reads directly in pounds
- Great for trailer dealers, hitch installers or rental shops

Part #	Description	List Price
LM-1000	Trailer Tongue Weight Scale - 0 to 1,000 lbs Capacity	\$ 169.95
LM-2000	Trailer Tongue Weight Scale - 0 to 2,000 lbs Capacity	169.95
LM-5000	Trailer Tongue Weight Scale - 0 to 5,000 lbs Capacity	169.95

Wiring Reference

For additional wiring information please head to <https://www.curtmfg.com/towing-electrical-wiring> or scan the QR Code.



7-Way RV Blade Traditional Configuration

Vehicle side Trailer side



Function	Color
+12 volt	Black
Electric brakes	Blue
Reverse lights	Yellow
Left turn / brakes	Red
Right turn / brakes	Brown
Taillights	Green
Ground	White

7-Way RV Blade SAE J2863 Configuration

Vehicle side Trailer side



Function	Color
+12 volt	Orange
Electric brakes	Blue
Reverse lights	Grey
Left turn / brakes	Yellow
Right turn / brakes	Green
Taillights	Brown
Ground	White

The Difference in Configurations

Traditional configuration

The traditional 7-way RV blade format is typically used on 5th wheel trailers, travel trailers and campers.

SAE J2863 configuration

The SAE J2863 7-way RV blade format is typically used on gooseneck trailers, utility trailers, cargo trailers and equipment trailers.

7-Way Round

Vehicle side Trailer side



Function	Color
Auxiliary power	Red
Electric brakes	Blue
Reverse lights	Black
Left turn / brakes	Yellow
Right turn / brakes	Green
Taillights	Brown
Ground	White

6-Way Round

Vehicle side Trailer side



Function	Color
+12 volt	Black
Electric brakes	Blue
Left turn / brakes	Yellow
Right turn / brakes	Green
Taillights	Brown
Ground	White

6-Way Square

Vehicle side Trailer side



Function	Color
+12 volt	Red
Electric brakes	Blue
Left turn / brakes	Yellow
Right turn / brakes	Green
Taillights	Brown
Ground	White

5-Way Flat

Vehicle side Trailer side



Function	Color
Reverse lights	Blue
Left turn / brakes	Yellow
Right turn / brakes	Green
Taillights	Brown
Ground	White

4-Way Flat

Vehicle side Trailer side



Function	Color
Left turn / brakes	Yellow
Right turn / brakes	Green
Taillights	Brown
Ground	White

4-Way Round

Vehicle side Trailer side



Function	Color
Left turn / brakes	Yellow
Right turn / brakes	Green
Taillights	Brown
Ground	White

Pickup Cab Size & Bumper Identification Chart

Chevrolet / GMC

Regular Cab	2 Full Size Doors Only
Extended Cab (2-Door)	2 Full Size Doors Only
Extended Cab (3-Door)	2 Full Size Doors, 1 Half Door
Extended Cab (4-Door)	2 Full Size Doors, 2 Half Doors
Double Cab (4-Door)	2 Full Size Doors, 2 Half Doors
Crew Cab (4-Door)	4 Full Size Doors

Dodge / Ram

Ram Pickup

Regular Cab	2 Full Size Doors Only
Club Cab (Extended Cab)	2 Full Size Doors Only
Quad Cab (4-Door)	2 Full Size Doors, 2 Half Doors
Crew Cab	4 Full Size Doors

Dakota

Regular Cab	2 Full Size Doors Only
Club Cab	2 Full Size Doors Only
Quad Cab (4-Door)	4 Full Size Doors

Ford

Regular Cab	2 Full Size Doors Only
Super Cab (2-Door)	2 Full Size Doors Only
Super Cab (3-Door)	2 Full Size Doors, 1 Half Door
Super Cab (4-Door)	2 Full Size Doors, 2 Half Doors
Crew Cab (4-Door)	4 Full Size Doors
Super Crew (4-Door)	4 Full Size Doors

Mazda

Regular Cab	2 Full Size Doors Only
Extra Cab (2-Door)	2 Full Size Doors Only
Extra Cab (4-Door)	4 Full Size Doors

Nissan

Pickup

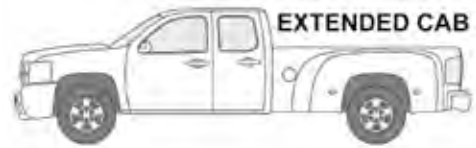
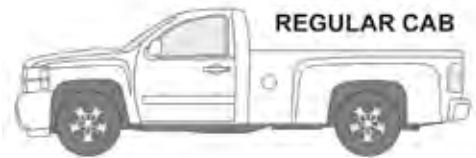
Regular Cab	2 Full Size Doors Only
King Cab (Extended Cab)	2 Full Size Doors, or with 1 Half Door

Frontier Pickup

2-Door	2 Full Size Doors
4-Door	4 Full Size Doors

Toyota

Regular Cab	2 Full Size Doors Only
Extended Cab	2 Full Size Doors, or with 1 Half Door
4-Door	4 Full Size Doors



DUALY - DUAL REAR WHEELS




BUMPER STYLES



STANDARD



STEP




TUBE



DEEP DROP / COWBOY

Rigid Hitch Spring Axle Quote Request

Please complete the following form and fax to:
877-895-9150



Rigid Hitch
3301 W Burnsville Parkway
Burnsville, MN 55337

If you have additional questions call Customer Service Toll-Free 800-624-7630

First Name _____

Last Name _____

Company _____

Rigid Hitch Account Number _____

Email _____

Phone Number _____

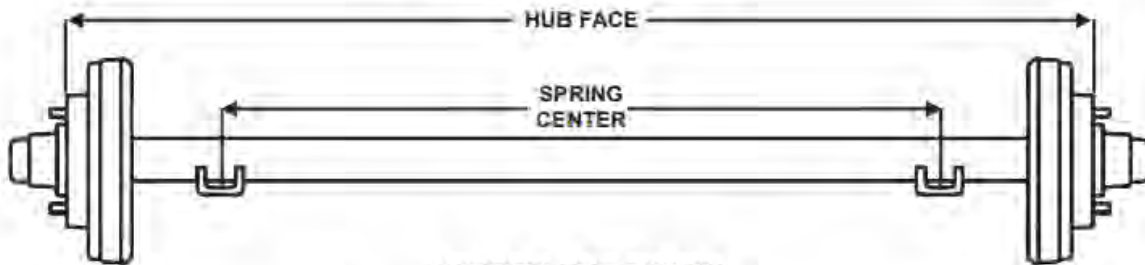
Address _____

City _____

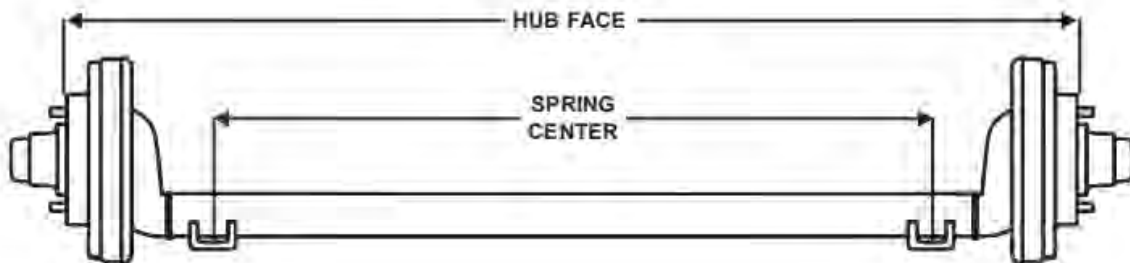
State _____

Zip Code _____

STANDARD AXLE BEAMS



UNDERSLUNG SHOWN



Axles Needed _____

Capacity

- | | |
|------------------------------------|---|
| <input type="checkbox"/> 2,000 lbs | <input type="checkbox"/> 8,000 lbs Big Brake (12 1/4" x 3 3/8") |
| <input type="checkbox"/> 3,500 lbs | <input type="checkbox"/> 8,000 lbs Hybrid (12" x 2") |
| <input type="checkbox"/> 5,200 lbs | <input type="checkbox"/> 10,000 lbs |
| <input type="checkbox"/> 6,000 lbs | <input type="checkbox"/> 12,000 lbs |
| <input type="checkbox"/> 7,000 lbs | <input type="checkbox"/> 16,000 lbs |

Axle Style

- | | |
|--|--|
| <input type="checkbox"/> Straight Axle | <input type="checkbox"/> Drop Axle (4" Drop) |
|--|--|

Brake Flange

- | | |
|------------------------------|-----------------------------|
| <input type="checkbox"/> Yes | <input type="checkbox"/> No |
|------------------------------|-----------------------------|

Spring Seats

- | | |
|--------------------------------|---------------------------------|
| <input type="checkbox"/> Loose | <input type="checkbox"/> Welded |
|--------------------------------|---------------------------------|

Spring Location

- | | |
|------------------------------------|-------------------------------------|
| <input type="checkbox"/> Overslung | <input type="checkbox"/> Underslung |
|------------------------------------|-------------------------------------|

Spring Centers (See Image for Measurement Details) _____

Hub Face (See Image for Measurement Details) _____

U-Lube

- | | |
|------------------------------|-----------------------------|
| <input type="checkbox"/> Yes | <input type="checkbox"/> No |
|------------------------------|-----------------------------|

Axle Type

- | | | |
|------------------------------------|--------------------------------|--------------------------------|
| <input type="checkbox"/> Beam Only | <input type="checkbox"/> Idler | <input type="checkbox"/> Brake |
|------------------------------------|--------------------------------|--------------------------------|

Tire Size (Required for 2000 lbs or 3500 lbs axles) _____

Wired for Brakes (For Idler)

- | | |
|------------------------------|-----------------------------|
| <input type="checkbox"/> Yes | <input type="checkbox"/> No |
|------------------------------|-----------------------------|

Brake Type (For Brake Axles)

- | | | |
|------------------------------------|---|-----------------------------------|
| <input type="checkbox"/> Hydraulic | <input type="checkbox"/> Hydraulic Free Backing | <input type="checkbox"/> Electric |
|------------------------------------|---|-----------------------------------|


Spring Type

- | | | |
|-------------------------------------|----------------------------------|-------------------------------------|
| <input type="checkbox"/> Double Eye | <input type="checkbox"/> Slipper | <input type="checkbox"/> No Springs |
|-------------------------------------|----------------------------------|-------------------------------------|

Bolt Pattern

- | | |
|---|---|
| <input type="checkbox"/> 4 Bolts x 4" (440) | <input type="checkbox"/> 5 Bolts x 5 1/2" (555) |
| <input type="checkbox"/> 5 Bolts x 4 1/2" (545) | <input type="checkbox"/> 6 Bolts x 5 1/2" (655) |
| <input type="checkbox"/> 5 Bolts x 5" (550) | <input type="checkbox"/> 8 Bolts x 6 1/2" (865) |

Rigid Hitch Torsion Axle Quote Request



Please complete the following form and fax to:
877-895-9150

Rigid Hitch
3301 W Burnsville Parkway
Burnsville, MN 55337

If you have additional questions call Customer Service Toll-Free 800-624-7630

First Name _____

Last Name _____

Company _____

Rigid Hitch Account Number _____

Email _____

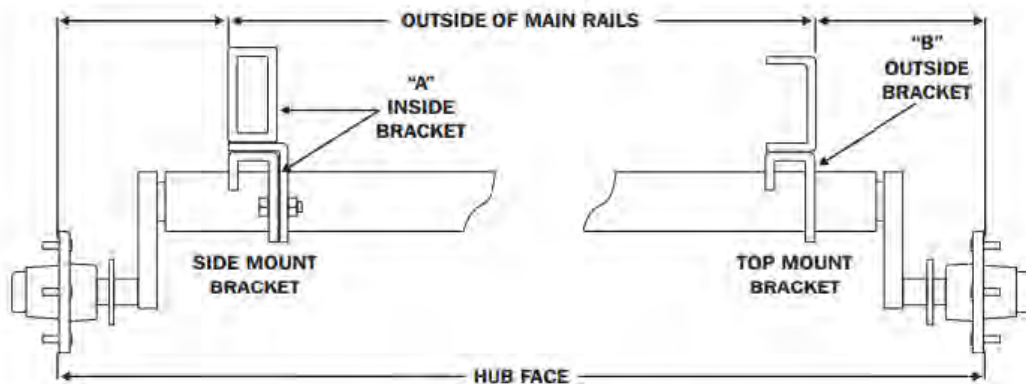
Phone Number _____

Address _____

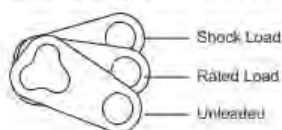
City _____

State _____


Zip Code _____



Total Swing Arm Travel



Standard Starting Angles



Axles Needed _____

Capacity

- | | |
|------------------------------------|---|
| <input type="checkbox"/> 2,000 lbs | <input type="checkbox"/> 8,000 lbs Big Brake (12 ¼" x 3 3/8") |
| <input type="checkbox"/> 3,500 lbs | <input type="checkbox"/> 8,000 lbs Hybrid (12" x 2") |
| <input type="checkbox"/> 5,200 lbs | <input type="checkbox"/> 10,000 lbs |
| <input type="checkbox"/> 6,000 lbs | <input type="checkbox"/> 12,000 lbs |
| <input type="checkbox"/> 7,000 lbs | <input type="checkbox"/> 16,000 lbs |

U-Lube

- | | |
|------------------------------|-----------------------------|
| <input type="checkbox"/> Yes | <input type="checkbox"/> No |
|------------------------------|-----------------------------|

Brake Flange

- | | |
|------------------------------|-----------------------------|
| <input type="checkbox"/> Yes | <input type="checkbox"/> No |
|------------------------------|-----------------------------|

Hub Face (See Image for Measurement Details) _____

Inside Bracket "A" (See Image for Measurement Details) _____

Outside Bracket "B" (See Image for Measurement Details) _____

Bracket Type

- Standard (Flush)
- Low Profile (1" from the tube)
- High Rise Only for 2,000 & 3,500 lbs (3" raised from the tube)

Starting Angle

- | | | | | | | |
|--------------------------------|--------------------------------|----------------------------|----------------------------------|----------------------------------|----------------------------------|----------------------------------|
| <input type="checkbox"/> 22 Up | <input type="checkbox"/> 10 Up | <input type="checkbox"/> 0 | <input type="checkbox"/> 10 Down | <input type="checkbox"/> 22 Down | <input type="checkbox"/> 32 Down | <input type="checkbox"/> 45 Down |
|--------------------------------|--------------------------------|----------------------------|----------------------------------|----------------------------------|----------------------------------|----------------------------------|

Axle Type

- | | | |
|------------------------------------|--------------------------------|--------------------------------|
| <input type="checkbox"/> Beam Only | <input type="checkbox"/> Idler | <input type="checkbox"/> Brake |
|------------------------------------|--------------------------------|--------------------------------|

Brake Type (For Brake Axles)

- | | | |
|------------------------------------|---|-----------------------------------|
| <input type="checkbox"/> Hydraulic | <input type="checkbox"/> Hydraulic Free Backing | <input type="checkbox"/> Electric |
|------------------------------------|---|-----------------------------------|

Bolt Pattern

- | | |
|---|---|
| <input type="checkbox"/> 4 Bolts x 4" (440) | <input type="checkbox"/> 5 Bolts x 5 1/2" (555) |
| <input type="checkbox"/> 5 Bolts x 4 1/2" (545) | <input type="checkbox"/> 6 Bolts x 5 1/2" (655) |
| <input type="checkbox"/> 5 Bolts x 5" (550) | <input type="checkbox"/> 8 Bolts x 6 1/2" (865) |

Tire Size (Required for 2000 lbs or 3500 lbs axles) _____



APPLICATION FOR CREDIT

ALL FIELDS BELOW MARKED WITH A STAR (*) ARE REQUIRED FOR A COMPLETE CREDIT APPLICATION. FAILURE TO INCLUDE ALL NECESSARY INFORMATION MAY REQUIRE US TO RETURN THIS APPLICATION TO YOU AND POSSIBLY DELAY ANY PENDING ORDERS UNTIL THE APPLICATION IS RETURNED.

IF YOUR BUSINESS IS TAX EXEMPT, PLEASE INCLUDE A COPY OF THE OFFICIAL TAX EXEMPTION FORM FROM YOUR STATE WITH THIS CREDIT APPLICATION. YOU MAY ALSO DOWNLOAD A MULTI-STATE TAX EXEMPTION FORM FROM OUR WEBSITE.

BILLING ADDRESS

SHIPPING ADDRESS, IF DIFFERENT

NAME*			NAME*		
STREET ADDRESS*			STREET ADDRESS*		
CITY*	STATE*	ZIP CODE*	CITY*	STATE*	ZIP CODE*

PHONE* _____ FAX* _____

E-MAIL ADDRESS _____

INDIVIDUAL PARTNERSHIP CORPORATION FEDERAL I.D. NO.* _____

Please provide a brief description of your business: (ex. new car dealer, auto parts, equipment rental, etc.)*

NAME OF OWNER(S):* _____

Years established under present ownership:* _____ Desired credit limit:* \$ _____

TRADE REFERENCE*

Name* _____

Phone Number* (Required for verification) _____

Fax Number* _____

TRADE REFERENCE*

Name* _____

Phone Number* (Required for verification) _____

Fax Number* _____

TRADE REFERENCE*

Name* _____

Phone Number* (Required for verification) _____

Fax Number* _____

BANK REFERENCE*

Name* _____

Phone* _____ Fax* _____

Account Number* _____

Payment Terms: Payment in full is due by the end of the month following purchase. A 1% discount is allowed if payment is made by the 10th of the month following purchase. (Does not apply if purchase is paid for by credit card.) A service charge of 1.5% (18% A.P.R.) will be charged on all past-due balances (minimum of \$0.75 per past-due month). Accounts with balances past due will be shipped C.O.D. or credit card only.

I / We hereby agree to the above payment terms, and authorize Rigid Hitch, Inc. to verify information about me / us, including requesting reports from credit reporting agencies. If in default, I / We agree to accept late charges of 18% per annum to the unpaid balance and collection costs and attorney fees that may be incurred in recovering the account balance. I / We agree to contact Rigid Hitch, Inc. in writing should there be any change in the ownership or management of this business that may affect this account.

*** SIGNATURE REQUIRED FOR CREDIT APPROVAL ***

Authorized Signature X	Title	Date
----------------------------------	-------	------

RIGID HITCH INC. • 3301 WEST BURNSVILLE PARKWAY • BURNSVILLE MN 55337
TELEPHONE (952) 895-5001 • (800) 624-7630 • ACCOUNTING DEPT. FAX (952) 736-2206 • www.rigidhitch.com

Credit App Catalog.cdr 2-2C

Rigid Hitch Terms & Conditions

Terms

Payment in full is due by the end of the month following purchase. We offer the option to pay for your purchases or pay your account balance with Visa, MasterCard, American Express, Discover or Check by Phone (ACH).

Discount

1% allowed if payment is made by the 10th of the month following purchase. This discount does not apply if purchase is paid for by credit card.

Finance Charge

1½% per month charged on all past due balances (18% annual rate). Accounts with balances past due will be shipped C.O.D. or credit card only. A charge of \$35.00 will be made for all returned NSF checks.

Ordering

All orders are processed the same day they are received, stock permitting. No claims for shortages or damages will be honored unless reported within 10 business days.

Hours

Monday - Friday Phone hours: 8:00 am - 5:00 pm CT
Will Call Department: 8:00 am - 5:00 pm CT

Freight

Rigid Hitch Now Offers Free Ground Shipping on Orders of \$99 or More!

This offer applies to orders shipped within the U.S. to the 48 contiguous states for accounts which are not past due. This offer cannot be combined with any other promotional offer unless otherwise specified and is subject to change without notice. This offer applies to select products which are in stock and shipped from our Burnsville, MN warehouse. Products which do not qualify for free shipping are clearly marked in the catalog with a blue diamond (◆) indicating shipping charges apply to those items. This offer does not apply to special order items or items which might be shipped directly from the manufacturer. **This offer does not include accessorial charges that may apply to residential deliveries or deliveries requiring the use of trucks equipped with lift gates.** Return shipping costs will be at the customer's expense. If you return a product that qualified for free shipping, the outbound shipping costs will be deducted from your return refund.

This offer does not apply to orders shipped C.O.D. or third party billing. In some cases, Rigid Hitch, at its discretion, may choose to ship an order via UPS, FedEx, Spee-Dee Delivery, USPS or Truck, depending on cost. If a specific carrier or special service (i.e. next day air) is requested, customer is responsible for the full amount of those shipping charges, however Standard Freight Terms may still apply.

Standard Freight Terms apply if an order does not qualify for free shipping. Those orders of \$500.00 or more qualify for a freight allowance of up to 10% of the parts total on an invoice, not to exceed actual freight charges. This freight allowance will be deducted from the shipping charges at the time of shipping providing the account is not past due.

Sales and Use Tax Information

Rigid Hitch Inc. is required to collect sales tax in those states/localities that impose a sales tax. If your business is tax exempt, please supply our Accounts Receivable department with the official exemption form from your state/locality or download the multi-state form from our website. Refunds on previous sales tax charged can only be made within 30 days of date of purchase.

Return Authorization

An item may be returned for a refund within 90 days from the date the order was received. All returns require a Returned Materials Authorization (RMA) number and must be shipped freight prepaid. Some restrictions may apply. Please contact Customer Service.

Products must be returned with the original box, packaging, manuals and accessories. Merchandise must be in new / uninstalled condition. The value of any missing hardware or other components will be deducted from the credited amount of a return. All credits issued will be based on the original purchase price and will have a 15% restocking charge applied. If you return a product that qualified for free shipping when ordered, the actual outbound shipping costs will be deducted from the amount of the refund.

Pricing

Effective January 2022 and subject to change without notice. PDF and Excel versions of the price file are available upon request.

Minimum Advertised Price (MAP)

Rigid Hitch Inc. adheres to all manufacturers request to follow designated MAP programs and expects their customers to follow these programs as well. Rigid Hitch Inc. reserves the right to audit customers advertised pricing to ensure compliance. If found to be outside of compliance, Rigid Hitch Inc. reserves the right to cancel any pending orders, restrict future orders, or suspend a reseller's account if Rigid Hitch Inc. reasonably believes a reseller has violated the provisions of the MAP policy; or a reseller intends to violate the MAP policy.

Rigid Hitch Limited Five Year Warranty

Each RIGID HITCH is warranted against defects in material and workmanship under normal use for a period of five years from the date of purchase by the original consumer. RIGID HITCH'S obligation under this warranty is limited to replacement of defective parts FREE OF CHARGE at RIGID HITCH, INC. factory, but shall not include installation or labor charges. RIGID HITCH does not warrant against improper hitch installation, alteration of the product, overloading, or normal wear and tear to the product or its finish. RIGID HITCH SHALL NOT BE LIABLE FOR ANY INCIDENTAL OR CONSEQUENTIAL DAMAGES RESULTING FROM ANY BREACH OF WARRANTY, EXPRESSED OR IMPLIED, APPLICABLE TO THIS PRODUCT. Some states do not allow the exclusion of limitation of incidental or consequential damages, so this limitation may not apply to you. THIS WARRANTY IS IN LIEU OF ALL OTHER WARRANTIES, EXPRESSED OR IMPLIED, AND THE WARRANTIES OF MERCHANTABILITY AND FITNESS FOR A PARTICULAR PURPOSE ARE HEREBY EXCLUDED BEYOND FIVE YEAR DURATION OF THIS WARRANTY. Some states do not allow limitations on how long an implied warranty lasts, so the above limitation may not apply to you. This warranty gives you specific legal rights, and you may also have other legal rights which vary from state to state.



RIGID HITCH



3301 West Burnsville Parkway
Burnsville, MN 55337



Toll-Free Ordering
1-800-624-7630
Toll-Free Fax
1-877-895-9150

Local Ordering
952-895-5001
Local Fax
952-895-9150

Westin Products
Pages 260, 262, 263 & 291
More Westin Products online
at www.rigidhitch.com