
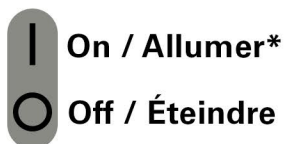
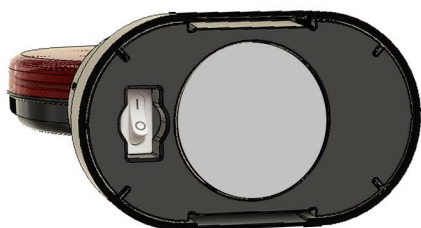


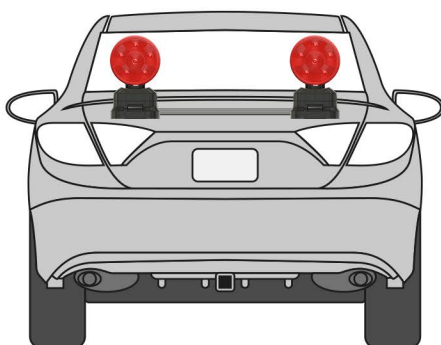
TLL31RK *Installation and Operation* *Installation et Opération*



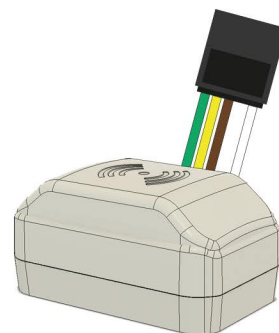
4 *Driver Side*
Côté conducteur



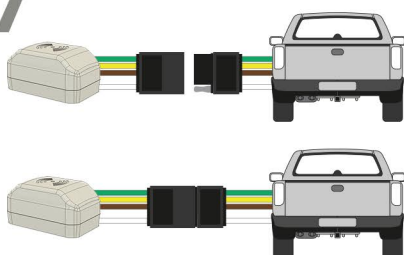
5



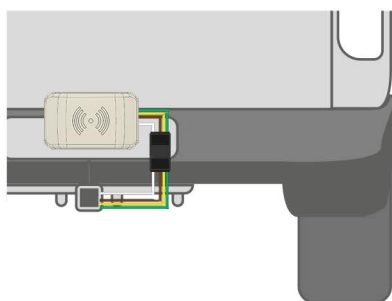
6



7



8



9



Wiring:
White - Ground
Green (passenger side) - Stop/Turn
Yellow (driver side) - Stop/Turn
Brown - Tail

Câblages :
Blanc - La Masse
Vert (côté passager) - Feu d'arrêt/clignotant
Jaune (côté conducteur) - Feu d'arrêt/clignotant
Brun - Feu arrière

IMPORTANT

Replace batteries frequently
Remplacer souvent les piles

*Flashing lamp indicates low batteries.

*Le voyant clignotant indique des piles faibles.

Optronics
BETTER VALUE • BETTER OPTIONS • BETTER LIGHTING

www.optronicsinc.com